



# COVID-19 outbreaks in Australian residential aged care facilities

## National snapshot

As at 8:00 am 10 November 2022 there are 2,040 active COVID-19 cases in 309 active outbreaks in residential aged care facilities across Australia. There have been 153 new outbreaks, 18 new resident deaths and 1,967 combined new resident and staff cases reported since 3 November 2022.

**Table 1: Aged Care COVID-19 data as at 8.00am 10 November 2022<sup>1</sup>**

Category	Active <sup>2</sup>	Previous 7 days	Cumulative Total	Previous 7 days
Outbreaks <sup>3</sup>	309	62	8,774	153
Residential Aged Care Facilities affected	309	62	2,745	6
Resident Cases <sup>4</sup>	1,467	689	97,892	1,419
Resident Deaths <sup>5</sup>	N/A	N/A	4,114	18
Staff Cases	573	244	62,052	548

Residential aged care homes with active outbreaks are included in Appendix 1.

**Table 2: Overview of Active Outbreaks in Australia**

	ACT	NSW	NT	QLD	SA	TAS	VIC	WA	Total
<b>Total Facilities with outbreaks</b>	1	69	2	47	49	6	88	47	<b>309</b>
<b>Total number of active resident cases</b>	1	399	34	185	164	40	365	279	<b>1467</b>
<b>Total number of active staff cases</b>	1	149	6	80	78	9	154	96	<b>573</b>
<b>Total Outbreaks Opened since last Report</b>	0	36	1	31	24	2	46	13	<b>153</b>
<b>Total Outbreaks Closed Since last Report</b>	1	26	0	8	7	2	30	17	<b>91</b>

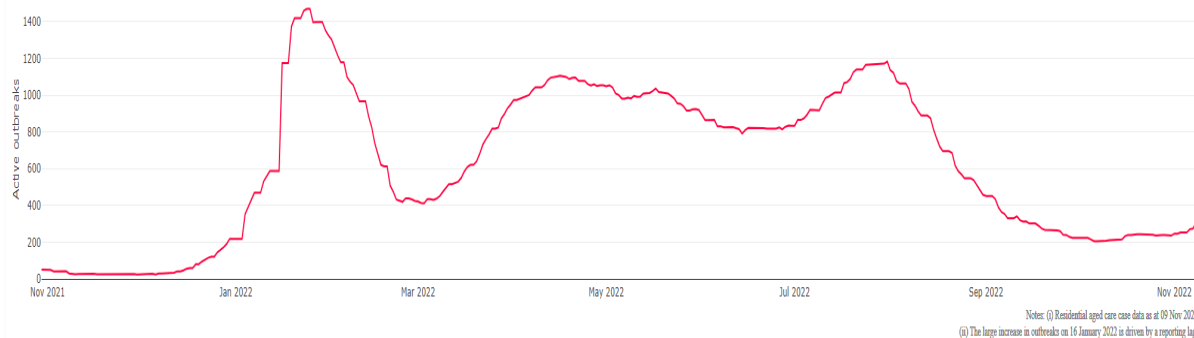
<sup>1</sup> Outbreak opening and closure includes changes in the status of exposure sites to outbreaks (and vice versa), which are applied retrospectively to facility records. New case information can also change the status of a recovered site back to an active outbreak site. As a result, changes in active outbreak status may not align with day on day variations to active totals. These adjustments will also affect the number of cases in staff and residents reported each week.

<sup>2</sup> Active residents and staff cases are the total currently positive cases in active outbreaks

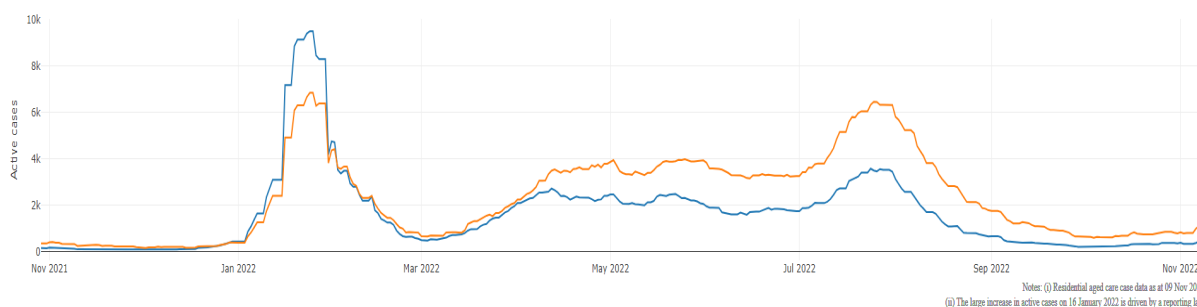
<sup>3</sup> An outbreak is considered to be active pending advice from the relevant Public Health Unit. An outbreak is defined as at least 1 positive case in a resident or 2+ cases in staff.

<sup>4</sup> Case numbers and numbers of deaths are dependent upon reporting from facilities and validation of deaths from state and territory governments. This is subject to change as further information is provided.

**Figure 1: National Outbreak Trends in Aged Care**



**Figure 2: Trends in Aged Care Cases – November 2021 to Present**



## Mortality

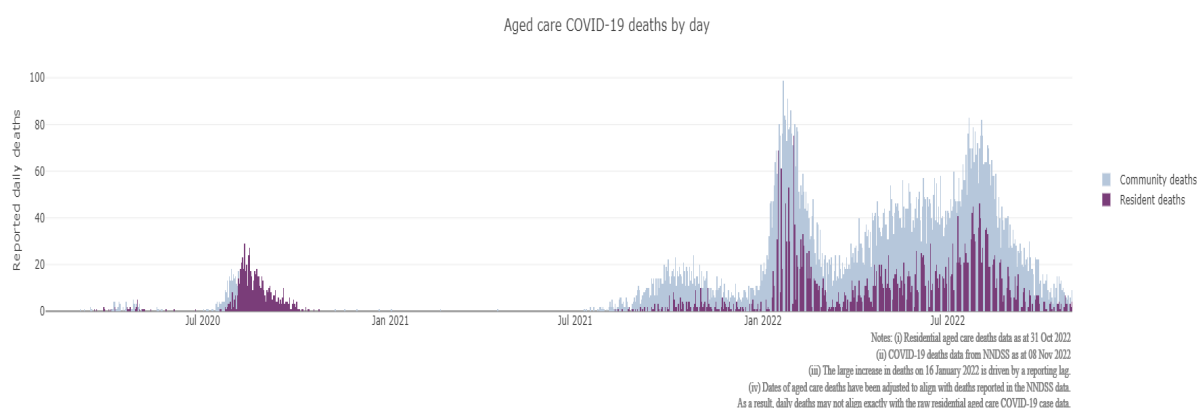
For the period of 1 January to 10 November 2022, COVID-19 is recorded as the cause of death in 6.0 per cent of all deaths in permanent residents in aged care facilities.

Since the beginning of the Omicron outbreak in late November 2021, there have been 58,676 deaths in residential aged care from all causes (report period from 29 November 2021 to 7 November 2022)<sup>5</sup>. COVID-19 deaths account for 5.5 per cent of this figure.

Over the course of the pandemic, all-cause excess mortality in Residential Aged Care was below expected numbers in 2020, and within expected range in 2021.

<sup>5</sup> The Department is now accessing aged care deaths data from the SIEBEL dataset. Figures are live and subject to change. Source: Department of Health and Aged Care unpublished data / SIEBEL dataset.

**Figure 3 -COVID-19 Deaths in Residential Aged Care Facilities overlaid with Community deaths**



### Workforce in active residential aged care outbreaks

As at 11 November 2022, workforce surge staff have filled a total of 144,527 shifts in aged care services impacted by COVID-19, including 990 in the past 7 days. In the past 7 days (to 10 November) surge workforce providers have assisted 49 residential aged care homes. These shifts include roles for GPs, nurses, care workers, allied health workers, executive and ancillary staff.

This includes:

**Table 3: Workforce resources supplied to residential aged care facilities**

Workforce provider	Total Shifts	Previous 7 days
Recruitment, Consulting and Staffing Association	90,158	455
Healthcare Australia (Workforce Surge)	12,374	18
Healthcare Australia (NACER)	2,295	N/A
Mable	2,711	N/A
Aspen Medical	20,051	234
HealthX	12,883	283
Torrens	4,055	N/A

As at 30 September 2022 the Australian Defence Force had provided support to a total of 542 residential aged care homes since February 2022. The ADF deployment ceased on 30 September 2022.

### Oral antiviral treatments

Distribution of the oral anti-viral Lagevrio (Molnupiravir) commenced on 6 February 2022 to all RACFs with outbreak sites prioritised for delivery. The National Medical Stockpile has deployed 48,269 treatment courses of Lagevrio (Molnupiravir) to aged care facilities.

30,807 prescriptions for Lagevrio (Molnupiravir) have been issued to residents in residential aged care facilities, with a further 805 prescriptions for Paxlovid (nirmatrelvir + ritonavir) also issued since 28 February 2022 and up to 6 November 2022.

## Vaccination in Residential Aged Care Facilities

The Australian Government's COVID-19 vaccination program is delivering in-reach vaccine services for aged care residents and workers across Australia, through Commonwealth vaccine providers, primary care and self-vaccination services by aged care providers.

The Government continues to provide all residential aged care facilities with access to COVID vaccination clinics to ensure residents have every opportunity to get their fourth dose. As at 11 November 2022, there are currently 149,124 residents eligible for fourth doses. In total 124,176 residents (83.3% of eligible residents) have received a fourth dose, noting more residents have become eligible following recent infection.

As at 10 November 2022, a total of 597,133 doses of COVID-19 vaccines have been administered to residents in residential aged care facilities. Information is now received from the Australian Immunisation Register, meaning reported numbers may differ from previous reports. Information from the Australian Immunisation Register provides a more accurate representation of residents currently in residential aged care.

Residential aged care fourth dose vaccination summary									
	National	NSW	VIC	QLD	SA	WA	TAS	NT	ACT
Total residents who have received a fourth dose	124,176	39,517	34,219	23,860	10,642	10,870	3,069	298	1,701
Percentage against total residents*	(69.5%)	(68.9%)	(74.1%)	(66.2%)	(69.1%)	(65.7%)	(69.8%)	(63.8%)	(75.3%)
Percentage against eligible residents (interval only)**	(81.9%)	(79.9%)	(85.9%)	(80.2%)	(81.9%)	(80.3%)	(83.1%)	(78.2%)	(86.9%)
Percentage against eligible residents (interval and case overlay)***	(83.3%)	(81.4%)	(87.0%)	(81.2%)	(83.5%)	(82.7%)	(84.0%)	(81.3%)	(87.6%)

Sources: Aged care AIR data as at 10 November 2022, AIR mapping file for residents in permanent residential RACFs as at 2 September 2022, AUS-CAIRS aged care resident case data as at 10 November 2022.

\* Residents who have had a fourth dose of a COVID-19 vaccine (*this may include the booster dose for severely immunocompromised residents*) total residents in Commonwealth funded positions in residential aged care facilities

\*\* Residents who have had a fourth dose of a COVID-19 vaccine (*this may include the booster dose for severely immunocompromised residents*) over total residents who have had a third dose of a COVID-19 vaccine over 3 months ago (*this may include the third primary course dose for severely immunocompromised residents*)

\*\*\* Residents who have had a fourth dose of a COVID-19 vaccine (*this may include the booster dose for severely immunocompromised residents*) over total residents who have had a third dose of a COVID-19 vaccine over 3 months ago with case overlay applied (*this may include the third primary course dose for severely immunocompromised residents*). Eligible residents have been reduced by an estimate of the number of COVID cases in the facility. The number of cases is calculated by the number of cases self-reported through AUS-CAIRS over the last 90 days adjusted by the fourth dose vaccination rate in a facility (percentage by eligible residents).

## Infection control and audits

The Aged Care Quality and Safety Commission (Commission) conducts a range of site and non-site activities to monitor and assess residential aged care services, including site audits and assessment contacts (site and non-site) (see Table 5 below). In August 2020, the Commission commenced an infection control monitoring (ICM) spot check program in all Australian jurisdictions.

The ICM spot check program involves on-site visits to residential aged care services, without an outbreak, to check compliance with personal protective equipment (PPE) and infection control arrangements. The purpose of the ICM spot check is to observe infection control

practices, to ensure that staff, management and visitors were adhering to safe personal protective equipment protocols and to safe infection control arrangements as required under the quality standards.

As at 10 November 2022, the Commission had conducted 4,053 ICM spot checks to observe infection control practices and PPE protocols in residential aged care facilities.

**Table 5: Total Quality Assessment and Monitoring Activities with residential services (including IPC), by type and month 1 March 2020 to 10 November 2022**

<b>Regulatory Activities</b>	<b>2019-20 (1 Mar - 30 Jun 2020)</b>	<b>2020-21</b>	<b>2021-22</b>	<b>2022-23 (to 10 November 2022)</b>	<b>Total</b>
<b>Site visits</b>	318	3,452	1,733	1,064	<b>6,567</b>
<b>Non-site activities</b>	3,709	8,391	6,580	902	<b>19,582</b>
<b>Total activities</b>	<b>4,027</b>	<b>11,843</b>	<b>8,313</b>	<b>1,966</b>	<b>26,149</b>

## Appendix 1: National residential aged care services with Active outbreaks COVID-19

Please note, information reported in this table has been directly reported to the Department of Health and Aged Care by residential aged care facilities. Total cases refers to all staff and resident cases associated with the active outbreak and may not reflect the count of currently active cases. Where numbers have been incorrectly reported, facilities are able to correct these in the COVID-19 Support Portal through My Aged Care. Where a facility is reporting less than six resident or staff cases or less than six deaths, data has been suppressed to protect the privacy of affected individuals (note that “n/p” indicates data is not provided to protect privacy).

Service Name	State	Resident Deaths	Resident Cases	Staff Cases	Total Incidents
<b>St Andrews Village Hostel</b>	Australian Capital Territory	0	<6	<6	<6
<b>Abel Tasman Village</b>	New South Wales	0	11	<6	n/p
<b>Anglican Care C A Brown</b>	New South Wales	0	<6	0	<6
<b>BaptistCare Bethshan Gardens Centre</b>	New South Wales	0	<6	<6	6
<b>BaptistCare Warabrook Centre</b>	New South Wales	0	<6	0	<6
<b>Bathurst Riverview Care Community</b>	New South Wales	0	20	<6	n/p
<b>Bayside Residential Aged Care Facility</b>	New South Wales	0	<6	0	<6
<b>Bayswater Gardens</b>	New South Wales	0	<6	0	<6
<b>Bernard Chan Nursing Home</b>	New South Wales	0	<6	<6	<6
<b>Blacktown Terrace Care Community</b>	New South Wales	0	<6	<6	<6
<b>Bolton Clarke Darlington</b>	New South Wales	0	0	<6	<6
<b>Catholic Healthcare Bethlehem House</b>	New South Wales	0	10	<6	n/p
<b>Catholic Healthcare Jemalong Residential Village</b>	New South Wales	0	30	10	40
<b>Catholic Healthcare St Peter's Lane Cove North</b>	New South Wales	0	<6	<6	<6
<b>Dellacourt</b>	New South Wales	0	<6	0	<6
<b>Eileen Armstrong House</b>	New South Wales	0	6	6	12
<b>Estia Health Albury</b>	New South Wales	0	<6	<6	<6
<b>Estia Health Bankstown</b>	New South Wales	0	10	<6	n/p
<b>Estia Health Camden</b>	New South Wales	0	<6	0	<6
<b>Estia Health Kogarah</b>	New South Wales	0	22	<6	n/p
<b>Estia Health Merrylands</b>	New South Wales	<6	16	7	23
<b>Fairfield Nursing Home</b>	New South Wales	0	21	<6	n/p
<b>Florence Price Gardens</b>	New South Wales	0	<6	<6	<6
<b>Gillawarna Village</b>	New South Wales	0	<6	<6	<6

Service Name	State	Resident Deaths	Resident Cases	Staff Cases	Total Incidents
<b>Glaica House</b>	New South Wales	0	<6	0	<6
<b>Gosling Creek Aged Care</b>	New South Wales	0	<6	<6	<6
<b>Grenfell Multi-Purpose Service</b>	New South Wales	0	11	<6	n/p
<b>Heritage Botany</b>	New South Wales	<6	38	<6	n/p
<b>Heritage Pennant Hills</b>	New South Wales	0	21	13	34
<b>Hunters Hill Montefiore Home</b>	New South Wales	0	0	8	8
<b>IRT Crown Gardens</b>	New South Wales	<6	29	13	42
<b>Japara Brighton-Le-Sands</b>	New South Wales	0	<6	0	<6
<b>John Edmondson VC Gardens</b>	New South Wales	0	15	<6	n/p
<b>Lara Aged Care</b>	New South Wales	0	9	<6	n/p
<b>Macleay Valley House</b>	New South Wales	0	<6	<6	<6
<b>Marcus Loane House</b>	New South Wales	0	7	<6	n/p
<b>Maroba Nursing Home</b>	New South Wales	0	14	6	20
<b>Mary Andrews Retirement Village Hostel</b>	New South Wales	0	8	<6	n/p
<b>Mater Christi Aged Care Facility</b>	New South Wales	<6	14	11	25
<b>Mona Vale House</b>	New South Wales	0	<6	0	<6
<b>Moran Engadine</b>	New South Wales	0	21	<6	n/p
<b>Moran Sylvania</b>	New South Wales	0	21	<6	n/p
<b>Murray House</b>	New South Wales	0	<6	7	n/p
<b>Newmarch House</b>	New South Wales	0	<6	0	<6
<b>Our Lady Of Consolation Home</b>	New South Wales	0	<6	<6	<6
<b>Pathways Cronulla Pines</b>	New South Wales	0	6	<6	n/p
<b>Pembroke Lodge</b>	New South Wales	0	<6	0	<6
<b>Randwick Montefiore Home</b>	New South Wales	0	0	6	6
<b>Regis Rose Bay</b>	New South Wales	0	<6	0	<6
<b>Residential Gardens</b>	New South Wales	0	<6	<6	<6
<b>Rocky Point Residence</b>	New South Wales	0	<6	0	<6
<b>Scalabrini Village Griffith</b>	New South Wales	0	22	<6	n/p

Service Name	State	Resident Deaths	Resident Cases	Staff Cases	Total Incidents
<b>Scalabrini Village Nursing Home (Bexley)</b>	New South Wales	0	9	<6	n/p
<b>Southern Cross Care Marsfield Residential Aged Care</b>	New South Wales	0	0	<6	<6
<b>St Catherine's Aged Care Services</b>	New South Wales	0	21	<6	n/p
<b>St Josephs Nursing Home</b>	New South Wales	0	36	13	49
<b>Stella Maris Aged Care Facility</b>	New South Wales	0	<6	<6	<6
<b>SWIAA Gardens</b>	New South Wales	0	<6	0	<6
<b>The Maronite Sisters Of The Holy Family Village</b>	New South Wales	0	<6	<6	6
<b>The Orchards Aged Care</b>	New South Wales	0	13	<6	n/p
<b>The Village by Scalabrini</b>	New South Wales	0	<6	0	<6
<b>Three Tree Lodge</b>	New South Wales	0	<6	<6	<6
<b>Touriandi Limited</b>	New South Wales	0	9	<6	n/p
<b>Turrumurra House Nursing Home</b>	New South Wales	0	0	<6	<6
<b>Uniting Lillian Wells North Parramatta</b>	New South Wales	0	13	6	19
<b>Uniting Nareen Gardens Bateau Bay</b>	New South Wales	0	15	6	21
<b>Uniting Northaven Turrumurra</b>	New South Wales	0	<6	<6	<6
<b>Uniting Tumut</b>	New South Wales	0	14	7	21
<b>Wallsend Manor Aged Care</b>	New South Wales	0	8	<6	n/p
<b>Yallabee Village</b>	New South Wales	0	<6	<6	<6
<b>Regis Tiwi</b>	Northern Territory	0	17	<6	n/p
<b>Rocky Ridge</b>	Northern Territory	0	17	6	23
<b>Anglicare SQ Symes Grove Home for the Aged</b>	Queensland	0	<6	<6	<6
<b>Ashmore Retreat</b>	Queensland	0	<6	<6	<6
<b>Blue Care Toowoomba Residential Aged Care Facility</b>	Queensland	0	<6	0	<6
<b>Bolton Clarke Cazna Gardens</b>	Queensland	0	<6	0	<6
<b>Bolton Clarke Talbarra</b>	Queensland	0	0	<6	<6
<b>Brighton Health Campus (Gannet House)</b>	Queensland	0	<6	0	<6
<b>Buderim Views Assisted Aged Care</b>	Queensland	0	<6	<6	<6
<b>Bupa Glenvale</b>	Queensland	0	<6	<6	6



Service Name	State	Resident Deaths	Resident Cases	Staff Cases	Total Incidents
<b>Camp Hill Aged Care</b>	Queensland	0	14	6	20
<b>Carinity Brownesholme Manor</b>	Queensland	0	<6	0	<6
<b>Casa D'amore Apartments</b>	Queensland	0	<6	<6	<6
<b>Churches of Christ Bribie Aged Care Service</b>	Queensland	0	<6	<6	7
<b>Churches of Christ Stanthorpe Aged Care Service</b>	Queensland	0	<6	0	<6
<b>Dovetree</b>	Queensland	0	<6	<6	<6
<b>Estia Health Maroochydore</b>	Queensland	0	<6	0	<6
<b>Estia Health Mount Coolum</b>	Queensland	0	0	<6	<6
<b>Eventide Home Rockhampton</b>	Queensland	0	22	14	36
<b>Injune Multi-purpose Service</b>	Queensland	0	0	<6	<6
<b>Kubirri Residential Care Centre</b>	Queensland	0	0	<6	<6
<b>Maryborough Community Aged Care</b>	Queensland	0	22	16	38
<b>Mercy Community Services - Emmaus</b>	Queensland	0	22	<6	n/p
<b>Mercy Place Cairns (Bethlehem)</b>	Queensland	0	<6	<6	7
<b>MiCare Prins Willem Alexander Lodge</b>	Queensland	0	<6	<6	7
<b>Murroona Gardens</b>	Queensland	0	<6	0	<6
<b>Murroona Gardens</b>	Queensland	0	6	<6	n/p
<b>Narangba Aged Care</b>	Queensland	0	<6	<6	<6
<b>New Auckland Place</b>	Queensland	0	7	<6	n/p
<b>Ozcare - Toowoomba</b>	Queensland	0	8	0	8
<b>Ozcare Keith Turnbull Place</b>	Queensland	0	<6	<6	<6
<b>Ozcare Mackay</b>	Queensland	0	<6	<6	7
<b>Palm Lake Aged Care Deception Bay</b>	Queensland	0	29	11	40
<b>Parklands Aged Care Facility &amp; Retirement Village</b>	Queensland	0	<6	0	<6
<b>Regis Kuluin</b>	Queensland	<6	16	7	23
<b>Regis Redlynch</b>	Queensland	0	13	<6	n/p
<b>Regis The Gap</b>	Queensland	<6	16	<6	n/p
<b>Regis Yeronga</b>	Queensland	0	10	<6	n/p

Service Name	State	Resident Deaths	Resident Cases	Staff Cases	Total Incidents
<b>Sandbrook Assisted Aged Care</b>	Queensland	0	<6	<6	<6
<b>Southern Cross Care Allora</b>	Queensland	0	12	9	21
<b>St Luke's Green Residential Care</b>	Queensland	0	<6	0	<6
<b>St Vincent's Care Services Maroochydore</b>	Queensland	0	9	<6	n/p
<b>TriCare Mermaid Beach Aged Care Residence</b>	Queensland	0	11	<6	n/p
<b>TriCare Stafford Lakes Aged Care Residence</b>	Queensland	0	<6	0	<6
<b>Wheller Gardens - Emmaus Village</b>	Queensland	0	8	<6	n/p
<b>Wheller Gardens - John Wesley Gardens</b>	Queensland	0	<6	<6	<6
<b>Whiddon Beaudesert Star</b>	Queensland	0	9	6	15
<b>Woombye Care</b>	Queensland	0	<6	<6	<6
<b>Yaralla Place</b>	Queensland	0	12	<6	n/p
<b>ACH Group Residential Care - Colton Court</b>	South Australia	0	<6	0	<6
<b>ACH Group Residential Care - Highercombe</b>	South Australia	0	<6	0	<6
<b>ACH Group Residential Care - Kapara</b>	South Australia	0	7	<6	n/p
<b>ACH Group Residential Care - Perry Park (high care)</b>	South Australia	0	9	<6	n/p
<b>ACH Group Residential Care - ViTA</b>	South Australia	0	<6	0	<6
<b>Aldinga Beach Court</b>	South Australia	0	<6	<6	<6
<b>Alwyndor Aged Care</b>	South Australia	<6	12	<6	n/p
<b>AnglicareSA Elizabeth East</b>	South Australia	0	<6	<6	<6
<b>Ardrossan Community Hostel</b>	South Australia	0	<6	0	<6
<b>Barossa Valley Nursing Home</b>	South Australia	0	26	0	26
<b>Bethsalem Care</b>	South Australia	0	0	<6	<6
<b>Bupa Campbelltown</b>	South Australia	0	<6	<6	<6
<b>Charla Lodge</b>	South Australia	0	<6	0	<6
<b>Christies Beach Residential Care Services</b>	South Australia	0	12	<6	n/p
<b>Edenfield Family Care - Nerrilda</b>	South Australia	0	31	10	41
<b>Eldercare Allambi</b>	South Australia	0	8	8	16
<b>Eldercare Cottage Grove</b>	South Australia	0	<6	<6	<6

Service Name	State	Resident Deaths	Resident Cases	Staff Cases	Total Incidents
<b>Eldercare Sash Ferguson</b>	South Australia	0	<6	<6	<6
<b>Estia Health Aberfoyle Park</b>	South Australia	0	<6	<6	<6
<b>Estia Health Burton</b>	South Australia	0	0	<6	<6
<b>Estia Health Daw Park</b>	South Australia	0	7	<6	n/p
<b>Estia Health Golden Grove</b>	South Australia	0	<6	0	<6
<b>Estia Health Hope Valley</b>	South Australia	0	0	<6	<6
<b>Flinders Ranges - Quorn MPS</b>	South Australia	0	9	<6	n/p
<b>Gaynes Park Manor</b>	South Australia	0	6	<6	n/p
<b>Glenrose Court</b>	South Australia	0	<6	<6	<6
<b>Hamley Bridge Rest Home</b>	South Australia	0	6	7	13
<b>Helping Hand Aged Care - Carinya</b>	South Australia	0	14	9	23
<b>Kalyra Woodcroft Aged Care</b>	South Australia	0	<6	0	<6
<b>Kangaroo Island MPS</b>	South Australia	0	6	<6	n/p
<b>Kara House</b>	South Australia	0	<6	<6	<6
<b>Klemzig Residential Care Services</b>	South Australia	0	25	<6	n/p
<b>LHI Hope Valley</b>	South Australia	0	13	<6	n/p
<b>Lourdes Valley The Lodge Residential Care</b>	South Australia	0	6	<6	n/p
<b>Loxton District Nursing Home</b>	South Australia	0	<6	0	<6
<b>Marten Residential Care Centre</b>	South Australia	0	<6	<6	9
<b>Murray Mudge</b>	South Australia	0	<6	<6	6
<b>Oaklands Park Lodge Residential Care</b>	South Australia	0	<6	0	<6
<b>Orroroo Community Home</b>	South Australia	0	<6	<6	<6
<b>Parkview Aged Care</b>	South Australia	<6	18	14	32
<b>Regis Burnside</b>	South Australia	0	<6	0	<6
<b>Renmark Nursing Home</b>	South Australia	0	<6	<6	<6
<b>St Pauls Lutheran Hostel</b>	South Australia	0	10	<6	n/p
<b>The Carlyle on Cross</b>	South Australia	0	13	0	13
<b>The Pines Lodge Residential Care</b>	South Australia	0	6	<6	n/p

Service Name	State	Resident Deaths	Resident Cases	Staff Cases	Total Incidents
<b>Torrens Valley Aged Care</b>	South Australia	0	12	8	20
<b>War Veterans Home Myrtle Bank</b>	South Australia	0	<6	<6	<6
<b>Wesley House</b>	South Australia	0	6	<6	n/p
<b>Yeltana Nursing Home</b>	South Australia	0	<6	<6	<6
<b>Freemasons Nursing Home</b>	Tasmania	0	17	<6	n/p
<b>Guilford Young Grove</b>	Tasmania	0	24	7	31
<b>Medea Park Hostel</b>	Tasmania	0	7	<6	n/p
<b>Rivulet</b>	Tasmania	0	<6	0	<6
<b>Sandown Apartments</b>	Tasmania	0	<6	0	<6
<b>Umina Park Home For The Aged</b>	Tasmania	0	14	<6	n/p
<b>Arcare Brighton</b>	Victoria	0	<6	0	<6
<b>Arcare Castlemaine</b>	Victoria	0	<6	0	<6
<b>Arcare Maidstone</b>	Victoria	0	<6	<6	<6
<b>Arcare Nirvana Avenue</b>	Victoria	0	8	<6	n/p
<b>Arcare Parkview Malvern East</b>	Victoria	0	11	<6	n/p
<b>Arcare Portarlington</b>	Victoria	<6	19	7	26
<b>Arcare Reservoir</b>	Victoria	0	<6	<6	<6
<b>Arpad Aged Care</b>	Victoria	0	11	<6	n/p
<b>Aurum Plenty</b>	Victoria	0	0	<6	<6
<b>Baptcare - Hedley Sutton Community</b>	Victoria	0	<6	0	<6
<b>Baptcare The Orchards Community</b>	Victoria	0	<6	<6	<6
<b>Baptcare Wyndham Lodge Community</b>	Victoria	0	<6	<6	<6
<b>Benetas Corowa Court</b>	Victoria	0	<6	0	<6
<b>Benetas Dalkeith Gardens</b>	Victoria	0	20	<6	n/p
<b>Benetas St George's</b>	Victoria	0	38	18	56
<b>BlueCross Darnlee</b>	Victoria	0	<6	0	<6
<b>BlueCross Scotchmans Creek</b>	Victoria	0	<6	<6	<6
<b>BlueCross Tarralla</b>	Victoria	0	<6	0	<6

Service Name	State	Resident Deaths	Resident Cases	Staff Cases	Total Incidents
BlueCross The Mews	Victoria	0	<6	0	<6
BlueCross Western Gardens	Victoria	0	<6	<6	6
BlueCross Westgarth	Victoria	0	0	<6	<6
Bupa Berwick	Victoria	0	23	14	37
Campbell Place	Victoria	0	<6	0	<6
Carrum Downs Aged Care	Victoria	0	<6	0	<6
Charles Brownlow Retirement Village	Victoria	<6	11	<6	n/p
Cheltenham Manor	Victoria	0	14	<6	n/p
Craigcare Berwick	Victoria	0	<6	<6	7
Deloraine Private Nursing Home	Victoria	0	0	<6	<6
Doutta Galla Lynch's Bridge Aged Care Facility	Victoria	0	<6	<6	<6
Drysdale Grove	Victoria	0	<6	0	<6
Edith Bendall Lodge	Victoria	0	29	7	36
Elizabeth Gardens Burwood	Victoria	0	<6	0	<6
Embracia Moonee Valley	Victoria	0	<6	0	<6
Emerald Hill Residence	Victoria	0	48	7	55
Estia Health Knoxfield	Victoria	0	16	7	23
Estia Health Ringwood	Victoria	0	15	<6	n/p
Estia Health South Morang	Victoria	0	8	<6	n/p
Froniditha Anesi Aged Care Services - Thornbury	Victoria	0	25	9	34
Gibson Street Complex	Victoria	0	13	<6	n/p
Glendale Aged Care	Victoria	0	19	6	25
Grace Villa Aged Care	Victoria	0	<6	0	<6
Homewood Residential Aged Care	Victoria	0	8	0	8
Inverloch Coast Care Community	Victoria	0	8	<6	n/p
Japara Cordelia Grove	Victoria	0	<6	<6	<6
Japara Elouera	Victoria	0	8	<6	n/p
Japara George Vowell	Victoria	<6	21	12	33

Service Name	State	Resident Deaths	Resident Cases	Staff Cases	Total Incidents
Japara Springvale	Victoria	0	<6	<6	<6
Japara St Judes	Victoria	0	<6	0	<6
Jessie Bowe House	Victoria	0	<6	0	<6
Karinya	Victoria	0	<6	<6	<6
Kellock Lodge	Victoria	0	16	15	31
Lifeview Willow Wood	Victoria	0	16	<6	n/p
Lyrebird Village for the Aged	Victoria	0	<6	0	<6
Martin Luther Homes	Victoria	0	0	<6	<6
mecwacare Park Hill	Victoria	0	19	7	26
Mekong Cairnlea Vietnamese Aged Care	Victoria	<6	11	<6	n/p
Mekong Vietnamese Aged Care	Victoria	0	29	<6	n/p
Melville Grange Hostel	Victoria	0	9	<6	n/p
Mercy Place Templestowe	Victoria	0	<6	0	<6
Mercy Place Warrnambool	Victoria	0	7	<6	n/p
Moyne Health Services-Moyneyana House	Victoria	0	<6	<6	<6
Nellie Melba Retirement Village	Victoria	<6	92	7	99
Northside Aged Persons Mental Health Residential Care Facility	Victoria	0	<6	0	<6
Nyah District Aged Care Service (Jacaranda Lodge)	Victoria	0	<6	<6	6
Ottrey Lodge	Victoria	0	14	6	20
Percy Baxter Lodges	Victoria	<6	<6	<6	<6
Prague House	Victoria	0	11	<6	n/p
Rangeview Private Nursing Home	Victoria	<6	18	<6	n/p
Regis Alawarra Lodge	Victoria	0	<6	<6	<6
Regis Armadale	Victoria	<6	<6	<6	<6
Regis Blackburn	Victoria	0	0	<6	<6
Rosehill Aged Care Facility	Victoria	0	6	<6	n/p
Sherbrooke Private Nursing Home	Victoria	0	<6	11	n/p
St Vincent's Care Services Kew	Victoria	0	11	12	23

Service Name	State	Resident Deaths	Resident Cases	Staff Cases	Total Incidents
<b>Sutton Park Assisted Aged Care</b>	Victoria	0	<6	<6	<6
<b>Tabulam &amp; Templer Home for the Aged</b>	Victoria	0	<6	0	<6
<b>Villa Maria Catholic Homes Berwick Aged Care Residence</b>	Victoria	0	10	<6	n/p
<b>Villa Maria Catholic Homes Corpus Christi Aged Care Residence</b>	Victoria	0	9	<6	n/p
<b>Villa Maria Catholic Homes Shanagolden Aged Care Residence</b>	Victoria	0	0	<6	<6
<b>Villa Maria Catholic Homes St Bernadette's Aged Care Residence</b>	Victoria	0	<6	0	<6
<b>Villa Maria Catholic Homes Star of the Sea Aged Care Residence</b>	Victoria	0	9	<6	n/p
<b>Villa Maria Catholic Homes Willowbrooke Aged Care Residence</b>	Victoria	0	<6	<6	6
<b>Village Glen Aged Care Residences - Capel Sound</b>	Victoria	0	<6	9	n/p
<b>Warrnambool Place Care Community</b>	Victoria	0	<6	<6	6
<b>Wattle Rise</b>	Victoria	0	<6	0	<6
<b>Westgate Aged Care Facility</b>	Victoria	0	<6	0	<6
<b>Wintringham Eunice Seddon Home</b>	Victoria	0	<6	0	<6
<b>Yackandandah Health Residential Aged Care</b>	Victoria	0	<6	0	<6
<b>Aegis Alfred Carson</b>	Western Australia	0	8	0	8
<b>Aegis Amberley</b>	Western Australia	0	25	11	36
<b>Aegis Amherst</b>	Western Australia	0	<6	0	<6
<b>Aegis Balmoral</b>	Western Australia	0	<6	0	<6
<b>Aegis Bassendean</b>	Western Australia	0	0	<6	<6
<b>Aegis Hermitage</b>	Western Australia	0	<6	<6	<6
<b>Aegis Karalee</b>	Western Australia	0	0	<6	<6
<b>Aegis Melville</b>	Western Australia	0	7	<6	n/p
<b>Aegis Shoalwater</b>	Western Australia	0	16	7	23
<b>Alice Ross-King Care Centre</b>	Western Australia	0	34	10	44
<b>Amaroo Village Buckley Caring Centre</b>	Western Australia	0	27	18	45
<b>Amaroo Village McMahon Caring Centre</b>	Western Australia	0	19	<6	n/p
<b>Armada Place Care Community</b>	Western Australia	0	<6	0	<6
<b>Baptistcare Graceford</b>	Western Australia	0	<6	0	<6

Service Name	State	Resident Deaths	Resident Cases	Staff Cases	Total Incidents
<b>Baptistcare Gracehaven</b>	Western Australia	0	<6	<6	7
<b>Baptistcare Mirrambeena</b>	Western Australia	0	0	<6	<6
<b>Bethanie Fields</b>	Western Australia	0	15	<6	n/p
<b>Bethanie Kingsley</b>	Western Australia	0	<6	<6	<6
<b>Bethanie Subiaco</b>	Western Australia	0	<6	<6	<6
<b>Brightwater Birralee</b>	Western Australia	0	30	<6	n/p
<b>Brightwater Joondalup</b>	Western Australia	0	<6	0	<6
<b>Brightwater Onslow Gardens</b>	Western Australia	0	8	<6	n/p
<b>Brightwater The Cove</b>	Western Australia	0	20	6	26
<b>Canning Lodge</b>	Western Australia	0	<6	<6	<6
<b>Carramar Hostel</b>	Western Australia	0	<6	<6	6
<b>Castledare Retirement Village</b>	Western Australia	0	26	14	40
<b>Craigcare Ascot Waters</b>	Western Australia	0	<6	8	n/p
<b>Gordon Lodge</b>	Western Australia	0	6	<6	n/p
<b>Hale Hostel</b>	Western Australia	0	<6	<6	<6
<b>Juniper Elimatta</b>	Western Australia	0	0	<6	<6
<b>Juniper Sarah Hardey</b>	Western Australia	0	13	6	19
<b>Karingal Green</b>	Western Australia	<6	39	8	47
<b>Katanning MPS</b>	Western Australia	0	0	<6	<6
<b>Kungkarrangkalpa Aged Care Service</b>	Western Australia	0	<6	<6	6
<b>Margaret Hubery House</b>	Western Australia	0	<6	0	<6
<b>McDougall Park Nursing Home</b>	Western Australia	0	12	<6	n/p
<b>Midland Nursing Home</b>	Western Australia	0	24	6	30
<b>Nazareth House Geraldton</b>	Western Australia	0	10	<6	n/p
<b>Pam Corker House</b>	Western Australia	0	10	9	19
<b>Regis Bunbury</b>	Western Australia	0	<6	6	n/p
<b>Regis Nedlands</b>	Western Australia	0	6	0	6
<b>Residency by Dillons Narrogin</b>	Western Australia	0	30	7	37



Service Name	State	Resident Deaths	Resident Cases	Staff Cases	Total Incidents
<b>Southern Plus East Fremantle</b>	Western Australia	0	9	<6	n/p
<b>The Richardson West Perth</b>	Western Australia	0	<6	0	<6
<b>Thomas Scott Hostel</b>	Western Australia	0	11	0	11
<b>Villa Dalmacia Aged Care Facility</b>	Western Australia	<6	15	<6	n/p
<b>Vivian Bullwinkel Lodge</b>	Western Australia	0	<6	<6	6