



COVID-19 outbreaks in Australian residential aged care facilities

National snapshot

As at 8:00 am 13 October 2022 there are 856 active COVID-19 cases in 168 active outbreaks in residential aged care facilities across Australia. There have been 63 new outbreaks, 8 new resident deaths and 876 combined new resident and staff cases since 6 October 2022¹.

Table 1: Aged Care COVID-19 data as at 8.00am 13 October 2022²

Category	Active ³	Previous 7 days	Cumulative Total	Previous 7 days
Outbreaks ⁴	168	-15	8,341	63
Residential Aged Care Facilities affected	168	-15	2,728	1
Resident Cases ⁵	684	-28	94,343	640
Resident Deaths ⁵	N/A	N/A	4,063	8
Staff Cases	242	-42	60,666	236

Residential aged care homes with active outbreaks are included in Appendix 1.

Table 2: Overview of Active Outbreaks in Australia

	ACT	NSW	NT	QLD	SA	TAS	VIC	WA	Total
Total Facilities with outbreaks	0	55	1	22	27	5	42	16	168
Total number of active resident cases	0	238	0	61	118	35	145	87	684
Total number of active staff cases	0	92	0	24	52	0	45	29	242
Total Outbreaks Opened since last Report	0	21	0	9	9	1	17	6	63
Total Outbreaks Closed Since last Report	1	26	1	9	9	0	23	9	78

¹ The reporting date of data has changed to align with the National COVID-19 weekly trends report from 16 September 2022. The previous seven days shows a comparison for this new reporting period.

² Outbreak opening and closure includes changes in the status of exposure sites to outbreaks (and vice versa), which are applied retrospectively to facility records. New case information can also change the status of a recovered site back to an active outbreak site. As a result, changes in active outbreak status may not align with day on day variations to active totals. These adjustments will also affect the number of cases in staff and residents reported each week.

³ Active residents and staff cases are the total currently positive cases in active outbreaks

⁴ An outbreak is considered to be active pending advice from the relevant Public Health Unit. An outbreak is defined as at least 1 positive case in a resident or 2+ cases in staff.

⁵ Case numbers and numbers of deaths are dependent upon reporting from facilities and validation of deaths from state and territory governments.

Figure 1: National Outbreak Trends in Aged Care⁶

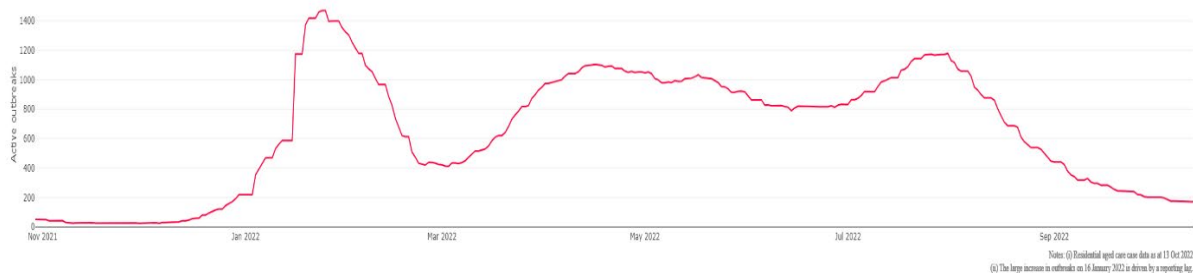
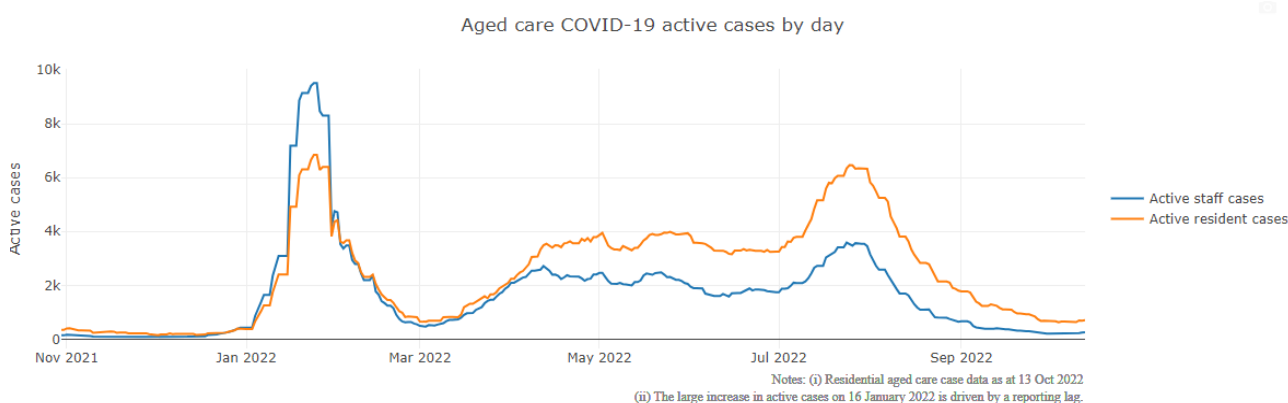


Figure 2: Trends in Aged Care Cases – January 2022 to Present



Mortality

For the period of 1 January to 10 October 2022, COVID-19 is recorded as the cause of death in 6.4 per cent of all deaths in permanent residents in aged care facilities.

Since the beginning of the Omicron outbreak in late November 2021, there have been 53,884 deaths in residential aged care from all causes (report period from 29 November to 10 October 2022)⁷. COVID-19 deaths account for 5.9 per cent of this figure.

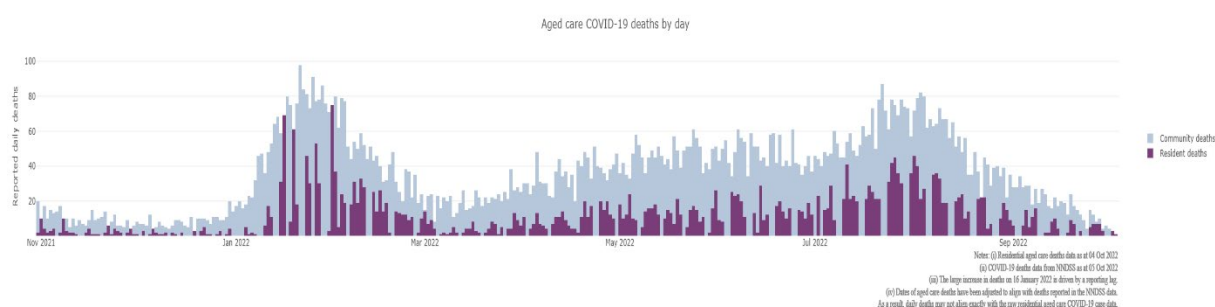
Over the course of the pandemic, all-cause excess mortality in Residential Aged Care was below expected numbers in 2020, and within expected range in 2021.

⁶ For Figures 1, 2 and 3:

(i) Changes in the status of exposure sites to outbreaks (and vice versa) have been applied retrospectively to facility records - these changes impact the total staff cases, resident cases, and/or resident deaths reported
(ii) For outbreaks that have re-opened due to subsequent case information received, days when the outbreak were previously reported as recovered have been retrospectively corrected to active – as a result the historic total number of daily active outbreaks are subject to change and may not align with the last published reports.

⁷ The Department is now accessing aged care deaths data from the SIEBEL dataset. Figures are live and subject to change. Source: Department of Health and Aged Care unpublished data / SIEBEL dataset.

Figure 3 -COVID-19 Deaths in Residential Aged Care Facilities overlaid with Community deaths



Workforce in active residential aged care outbreaks

As at 14 October 2022, workforce surge staff have filled a total of 140,631 shifts in aged care services impacted by COVID-19, including 628 in the past 7 days. In the past 7 days (to 14 October) surge workforce providers have assisted 32 residential aged care homes. These shifts include roles for GPs, nurses, care workers, allied health workers, executive and ancillary staff. This includes:

Table 3: Workforce resources supplied to residential aged care facilities

Workforce provider	Total Shifts	Previous 7 days
Recruitment, Consulting and Staffing Association	88,393	250
Healthcare Australia (Workforce Surge)	12,189	48
Healthcare Australia (NACER)	2,295	N/A
Mable	2,711	N/A
Aspen Medical	19,197	110
HealthX	11,791	220
Torrens	4,055	N/A

As at 30 September 2022 the Australian Defence Force had provided support to a total of 542 residential aged care homes since February 2022.

Oral antiviral treatments

Distribution of the oral anti-viral Lagevrio (Molnupiravir) commenced on 6 February 2022 to all RACFs with outbreak sites prioritised for delivery. The National Medical Stockpile has deployed 48,269 treatment courses of Lagevrio (Molnupiravir) to aged care facilities.

28,845 prescriptions for Lagevrio (Molnupiravir) have been issued to residents in residential aged care facilities, with a further 713 prescriptions for Paxlovid (nirmatrelvir + ritonavir) also issued since 28 February 2022 and up to 9 October 2022.

Vaccination in Residential Aged Care Facilities

The Australian Government's COVID-19 vaccination program is delivering in-reach vaccine services for aged care residents and workers across Australia, through Commonwealth vaccine providers, primary care and self-vaccination services by aged care providers.

The Government continues to provide all residential aged care facilities with access to COVID vaccination clinics to ensure residents have every opportunity to get their fourth

dose. As at 14 October 2022, there are currently 144,440 residents eligible for fourth doses. In total 121,696 residents (84.3% of eligible residents) have received a fourth dose.

As at 7 October 2022, a total of 593,256 doses of COVID-19 vaccines have been administered to residents in residential aged care facilities. Information is now received from the Australian Immunisation Register, meaning reported numbers may differ from previous reports. Information from the Australian Immunisation Register provides a more accurate representation of residents currently in residential aged care.

Residential aged care fourth dose vaccination summary									
	National	NSW	VIC	QLD	SA	WA	TAS	NT	ACT
Total residents who have received a fourth dose	121,696	38,846	33,721	23,252	10,462	10,465	2,985	297	1,668
Percentage against total residents*	(68.1%)	(67.7%)	(73.0%)	(64.5%)	(67.9%)	(63.2%)	(67.9%)	(63.6%)	(73.9%)
Percentage against eligible residents (interval only)**	(81.0%)	(79.2%)	(85.2%)	(78.8%)	(81.3%)	(78.2%)	(81.8%)	(78.4%)	(85.8%)
Percentage against eligible residents (interval and case overlay)***	(84.3%)	(82.8%)	(87.8%)	(81.9%)	(84.9%)	(82.0%)	(86.3%)	(86.8%)	(89.2%)

Sources: Aged care AIR data as at 13 October 2022, AIR mapping file for residents in permanent residential RACFs as at 2 September 2022, AUS-CAIRS aged care resident case data as at 12 October 2022.

* Residents who have had a fourth dose of a COVID-19 vaccine (this may include the booster dose for severely immunocompromised residents) total residents in Commonwealth funded positions in residential aged care facilities

** Residents who have had a fourth dose of a COVID-19 vaccine (this may include the booster dose for severely immunocompromised residents) over total residents who have had a third dose of a COVID-19 vaccine over 3 months ago (this may include the third primary course dose for severely immunocompromised residents)

*** Residents who have had a fourth dose of a COVID-19 vaccine (this may include the booster dose for severely immunocompromised residents) over total residents who have had a third dose of a COVID-19 vaccine over 3 months ago with case overlay applied (this may include the third primary course dose for severely immunocompromised residents). Eligible residents have been reduced by an estimate of the number of COVID cases in the facility. The number of cases is calculated by the number of cases self-reported through AUS-CAIRS over the last 90 days adjusted by the fourth dose vaccination rate in a facility (percentage by eligible residents).

Infection control and audits

The Aged Care Quality and Safety Commission (Commission) conducts a range of site and non-site activities to monitor and assess residential aged care services, including site audits and assessment contacts (site and non-site) (see Table 5 below). In August 2020, the Commission commenced an infection control monitoring (ICM) spot check program in all Australian jurisdictions.

The ICM spot check program involves on-site visits to residential aged care services, without an outbreak, to check compliance with personal protective equipment (PPE) and infection control arrangements. The purpose of the ICM spot check is to observe infection control practices, to ensure that staff, management and visitors were adhering to safe personal protective equipment protocols and to safe infection control arrangements as required under the quality standards.

As at 13 October 2022, the Commission had conducted 4,029 ICM spot checks to observe infection control practices and PPE protocols in residential aged care facilities.

Table 5: Total Quality Assessment and Monitoring Activities with residential services (including IPC), by type and month 1 March 2020 to 13 October 2022

Regulatory Activities	2019-20 (1 Mar - 30 Jun 2020)	2020-21	2021-22	2022-23 (to 13 October 2022)	Total
Site visits	318	3,452	1,733	855	6,358
Non-site activities	3,709	8,390	6,659	639	19,397
Total activities	4,027	11,842	8,392	1,494	25,755

Appendix 1: National residential aged care services with Active outbreaks COVID-19

Please note, information reported in this table has been directly reported to the Department of Health and Aged Care by residential aged care facilities. Total cases refers to all staff and resident cases associated with the active outbreak and may not reflect the count of currently active cases. Where numbers have been incorrectly reported, facilities are able to correct these in the COVID-19 Support Portal through My Aged Care. Where a facility is reporting less than six resident or staff cases or less than six deaths, data has been suppressed to protect the privacy of affected individuals (note that “n/p” indicates data is not provided to protect privacy).

Service Name	State	Resident Deaths	Resident Cases	Staff Cases	Total Cases
ACDMA Aged Care Services	New South Wales	<6	10	<6	n/p
Anthem	New South Wales	0	<6	<6	<6
Arthur Blackburn VC Gardens	New South Wales	0	<6	<6	6
BaptistCare Bethshan Gardens Centre	New South Wales	0	9	<6	n/p
BaptistCare Caloola Centre	New South Wales	0	8	<6	n/p
BaptistCare Shalom Centre	New South Wales	0	<6	0	<6
BaptistCare Warabrook Centre	New South Wales	0	<6	0	<6
Bathurst Riverview Care Community	New South Wales	0	<6	<6	7
Bayswater Gardens	New South Wales	0	19	<6	n/p
Bayview Treetops Care Community	New South Wales	0	<6	<6	<6
Bella Vista Gardens	New South Wales	0	<6	<6	<6
Blakehurst Aged Care Centre	New South Wales	0	27	7	34
Bupa Banora Point	New South Wales	<6	24	7	31
Bupa Queens Park	New South Wales	0	<6	0	<6
Calvary St Joseph's Retirement Community	New South Wales	0	22	9	31
Carpenter Court Aged Care Plus Centre	New South Wales	0	18	6	24
Catholic Healthcare Emmaus Village	New South Wales	0	<6	<6	<6
Chow Cho-Poon Nursing Home	New South Wales	0	0	<6	<6
Estia Health Camden	New South Wales	0	17	6	23
HammondCare - Wahroonga	New South Wales	0	6	<6	n/p
Hawkesbury Living Pty Limited	New South Wales	0	0	<6	<6
Heritage Botany	New South Wales	0	<6	<6	<6
Hunters Hill Montefiore Home	New South Wales	0	0	8	8
James Milson Village North Sydney	New South Wales	0	6	<6	n/p

Service Name	State	Resident Deaths	Resident Cases	Staff Cases	Total Cases
Jesmond Aged Care	New South Wales	0	25	6	31
MacKillop House	New South Wales	0	<6	0	<6
Mona Vale House	New South Wales	0	0	<6	<6
Moran Sylvania	New South Wales	0	<6	0	<6
Murray House	New South Wales	0	<6	<6	<6
Nyngan Multi-Purpose Service	New South Wales	0	<6	<6	8
Our Lady Of Consolation Home	New South Wales	0	7	0	7
Pathways Sailors Bay	New South Wales	0	7	7	14
Peter Cosgrove House	New South Wales	0	<6	<6	<6
Porter Lodge	New South Wales	0	<6	0	<6
Presbyterian Aged Care - Wescott	New South Wales	0	17	<6	n/p
Randwick Montefiore Home	New South Wales	0	8	9	17
Regis Elermore Vale	New South Wales	0	<6	0	<6
Regis Port Stephens	New South Wales	0	<6	7	n/p
Rocky Point Residence	New South Wales	0	<6	0	<6
Scalabrini Village Griffith	New South Wales	0	19	<6	n/p
Seven Hills Nursing Home	New South Wales	0	<6	<6	<6
Southern Cross Care St Joseph's Residential Aged Care	New South Wales	0	<6	0	<6
St Patrick's Green	New South Wales	0	<6	0	<6
St Vincent's Care Services Heathcote	New South Wales	0	7	<6	n/p
SummitCare Penrith	New South Wales	0	11	<6	n/p
Teloca House Hostel	New South Wales	0	<6	0	<6
Turrumurra House Nursing Home	New South Wales	0	0	<6	<6
Uniting Aldersgate Lilyfield	New South Wales	0	<6	<6	7
Uniting Elanora Shellharbour	New South Wales	0	<6	<6	6
Uniting Springwood	New South Wales	0	<6	<6	7
Uniting Wontama Orange	New South Wales	0	42	8	50
Viewhaven Lodge	New South Wales	0	<6	0	<6

Service Name	State	Resident Deaths	Resident Cases	Staff Cases	Total Cases
Wahroonga House	New South Wales	0	<6	<6	<6
Weeroona Aged Care Residence	New South Wales	0	15	<6	n/p
Winston Hillside Care Community	New South Wales	0	8	<6	n/p
Old Timers	Northern Territory	<6	36	<6	n/p
Anam Cara	Queensland	0	7	<6	n/p
Arcare Parkinson	Queensland	0	<6	<6	<6
Blue Care Elanora Pineshaven Aged Care Facility	Queensland	0	<6	0	<6
Bolton Clarke Chelsea	Queensland	0	<6	0	<6
Bolton Clarke Galleon Gardens	Queensland	0	0	<6	<6
Bupa Runaway Bay	Queensland	0	<6	0	<6
Caravonica Waters	Queensland	0	<6	<6	<6
Carinity Cedarbrook	Queensland	0	17	<6	n/p
Churches of Christ Bribie Aged Care Service	Queensland	0	10	<6	n/p
Harbour Quays Residential Aged Care	Queensland	0	11	<6	n/p
Infinite Care Edmonton Gardens	Queensland	0	<6	0	<6
Lions Haven For The Aged	Queensland	0	21	8	29
Mercy Place Cairns (Bethlehem)	Queensland	0	12	0	12
Morayfield Grove Care Community	Queensland	0	<6	<6	<6
Ozcare Ozanam Villa - Burleigh	Queensland	0	8	<6	n/p
Regis Caboolture	Queensland	0	<6	<6	8
Regis Kirwan	Queensland	0	<6	0	<6
Sandbrook Assisted Aged Care	Queensland	0	29	9	38
Sunnymeade Park Aged Care Community	Queensland	0	13	10	23
The Good Shepherd Nursing Home	Queensland	<6	<6	<6	<6
TriCare Bayview Place Aged Care Residence	Queensland	0	15	10	25
Woombye Care	Queensland	0	<6	<6	<6
ACH Group Residential Care - Highercombe	South Australia	0	<6	0	<6
Barossa Village Incorporated	South Australia	0	<6	7	n/p

Service Name	State	Resident Deaths	Resident Cases	Staff Cases	Total Cases
Ceduna MPS	South Australia	0	10	0	10
Coorong Health Service - Tailem Bend MPS	South Australia	0	<6	0	<6
Edenfield Family Care - Nerrilda	South Australia	0	22	7	29
Eldercare Oxford	South Australia	0	<6	<6	7
Fullarton Lutheran Homes	South Australia	0	<6	<6	<6
Helping Hand Aged Care - Doreen Bond House	South Australia	0	<6	0	<6
Japara Trevu House	South Australia	0	<6	<6	6
Kalyra Belair Aged Care	South Australia	0	<6	<6	<6
Kangaroo Island MPS	South Australia	0	<6	<6	<6
Melaleuca Court Nursing Home	South Australia	0	<6	<6	<6
Mt View Homes Inc	South Australia	0	<6	<6	<6
Naracoorte Health Service	South Australia	0	18	7	25
Oaklands Park Lodge Residential Care	South Australia	0	<6	<6	<6
Parkview Aged Care	South Australia	0	<6	0	<6
Port Pirie Regional Health Service - Hammill House	South Australia	0	<6	0	<6
Regis Playford	South Australia	0	<6	0	<6
Resthaven Aberfoyle Park	South Australia	<6	65	25	90
Resthaven Craigmore	South Australia	0	<6	0	<6
Resthaven Mitcham	South Australia	<6	21	<6	n/p
Resthaven Murray Bridge	South Australia	0	<6	0	<6
Riverview Lutheran Rest Home	South Australia	<6	30	10	40
Strathalbyn & District Aged Care Facility	South Australia	0	<6	<6	<6
The Philip Kennedy Centre Residential Care	South Australia	0	0	<6	<6
The Pines Lodge Residential Care	South Australia	8	77	10	87
Wirraminna Care Residential Aged Care	South Australia	0	6	0	6
Campbell Town Health and Community Services	Tasmania	0	<6	0	<6
Coroneagh Park	Tasmania	0	<6	0	<6
St Ann's	Tasmania	<6	22	0	22

Service Name	State	Resident Deaths	Resident Cases	Staff Cases	Total Cases
The Queen Victoria Home	Tasmania	0	9	0	9
Wynyard Care Centre	Tasmania	0	11	<6	n/p
Allan W Lockwood Special Care Hostel	Victoria	0	<6	0	<6
Arcare Castlemaine	Victoria	0	<6	0	<6
Arcare Surrey Hills	Victoria	0	23	<6	n/p
Arcare Sydenham	Victoria	0	29	7	36
Benetas St George's	Victoria	0	38	18	56
Bindaree Retirement Centre	Victoria	0	14	<6	n/p
BlueCross Willowmeade	Victoria	<6	14	<6	n/p
Buckland House Nursing Home	Victoria	0	<6	0	<6
Churches of Christ Arcadia Aged Care Service	Victoria	0	7	<6	n/p
Costa House	Victoria	0	9	<6	n/p
Donwood Nursing Home	Victoria	0	<6	<6	<6
Estia Health Ardeer	Victoria	0	23	<6	n/p
Estia Health Melton South	Victoria	0	<6	<6	<6
Faversham House	Victoria	0	<6	0	<6
GraniteHill Aged Care	Victoria	<6	8	8	16
Havilah Hostel	Victoria	0	<6	<6	<6
Heathcote Health Low Care Service	Victoria	0	23	<6	n/p
Iona Digby Harris Home	Victoria	0	10	6	16
Jacaranda Village	Victoria	0	<6	0	<6
Japara Rye Sands	Victoria	0	10	6	16
Lyndoch Hostel	Victoria	0	<6	<6	<6
Manor Court Werribee Aged Care Ltd	Victoria	0	<6	0	<6
mecwacare Ballan Aged Care Facility	Victoria	<6	10	<6	n/p
mecwacare Ballan Hostel	Victoria	0	15	<6	n/p
mecwacare John Atchison Centre	Victoria	0	<6	0	<6
mecwacare Rositano House	Victoria	0	6	0	6

Service Name	State	Resident Deaths	Resident Cases	Staff Cases	Total Cases
Mercy Place East Melbourne	Victoria	0	<6	0	<6
Mercy Place Lynbrook	Victoria	0	9	<6	n/p
Mercy Place Shepparton	Victoria	0	<6	0	<6
Mornington Bay Care Community	Victoria	0	8	<6	n/p
Napier Street Aged Care Services	Victoria	0	0	<6	<6
Natimuk BNH-Nursing Home Annexe	Victoria	0	9	<6	n/p
Northern Gardens Aged Care	Victoria	0	<6	<6	<6
Northside Aged Persons Mental Health Residential Care Facility	Victoria	0	<6	0	<6
Princeton View	Victoria	0	<6	0	<6
R. M. Begg Kyneton Aged Care	Victoria	0	7	<6	n/p
Regis Frankston	Victoria	0	13	<6	n/p
Regis Shenley Manor	Victoria	0	<6	<6	<6
Sale Gardens Care Community	Victoria	0	9	<6	n/p
The Views at Heidelberg	Victoria	0	11	<6	n/p
Vasey RSL Care Bundoora	Victoria	0	<6	0	<6
Yarraman Nursing Home	Victoria	0	<6	<6	<6
Aegis Amberley	Western Australia	0	6	<6	n/p
Aegis Anchorage	Western Australia	0	40	11	51
Aegis Ellenvale	Western Australia	<6	59	22	81
Aegis The Pines	Western Australia	0	<6	0	<6
Baptistcare Gracewood	Western Australia	0	11	<6	n/p
Baptistcare William Carey Court	Western Australia	0	10	<6	n/p
Brightwater The Cove	Western Australia	0	16	11	27
Coolibah Care	Western Australia	0	10	<6	n/p
Dr Mary Surveyor Centre	Western Australia	0	23	<6	n/p
Fairhaven	Western Australia	0	<6	0	<6
Juniper Hillcrest	Western Australia	0	<6	<6	<6
Regents Garden Aubin Grove	Western Australia	0	9	9	18

Service Name	State	Resident Deaths	Resident Cases	Staff Cases	Total Cases
Regis Como	Western Australia	0	7	<6	n/p
Treeby Parklands Care Community	Western Australia	0	<6	<6	6
Tuia Lodge	Western Australia	0	8	<6	n/p
Villa Pelletier Hostel	Western Australia	0	21	<6	n/p