



COVID-19 outbreaks in Australian residential aged care facilities

National snapshot

As at 8:00 am 9 September 2022 there are 1,624 active COVID-19 cases in 278 active outbreaks in residential aged care facilities across Australia. There has been 83 new outbreaks, 53 new resident deaths and 1,456 combined new resident and staff cases since 2 September 2022.

Table 1: Aged Care COVID-19 data as at 8.00am 9 September 2022¹

Category	Active ²	Previous 7 days	Cumulative Total	Previous 7 days
Outbreaks ³	278	-135	7,988	83
Residential Aged Care Facilities affected	278	-135	2,710	1
Resident Cases ⁴	1,243	-536	90,900	1,096
Resident Deaths ⁴	N/A	N/A	3,968	53
Staff Cases	381	-281	59,558	360

As at 9 pm, 8 September 2022 there has been a total of 10,104,087 cases of COVID-19 reported, including 84,069 active cases and 14,288 deaths in Australia, since the beginning of the pandemic.

Table 2: Overview of Active Outbreaks in Australia

	NSW	VIC	SA	QLD	TAS	NT	ACT	WA	Total
Total Facilities with outbreaks	119	67	24	36	3	0	5	24	278
Total number of active resident cases	570	303	127	123	11	0	23	86	1243
Total number of active staff cases	201	70	32	44	1	0	3	30	381
Total Outbreaks Opened since last Report	28	27	8	9	1	0	1	9	83
Total Outbreaks Closed Since last Report	68	56	29	35	6	0	3	21	218

¹ Outbreak opening and closure includes changes in the status of exposure sites to outbreaks (and vice versa), which are applied retrospectively to facility records. New case information can also change the status of a recovered site back to an active outbreak site. As a result, changes in active outbreak status may not align with day on day variations to active totals. These adjustments will also affect the number of cases in staff and residents reported each week.

² Active residents and staff cases are the total currently positive cases in active outbreaks

³ An outbreak is considered to be active pending advice from the relevant Public Health Unit. An outbreak is defined as at least 1 positive case in a resident or 2+ cases in staff.

⁴ Case numbers and numbers of deaths are dependent upon reporting from facilities and validation of deaths from state and territory governments.

Figure 1: National Outbreak Trends in Aged Care⁵

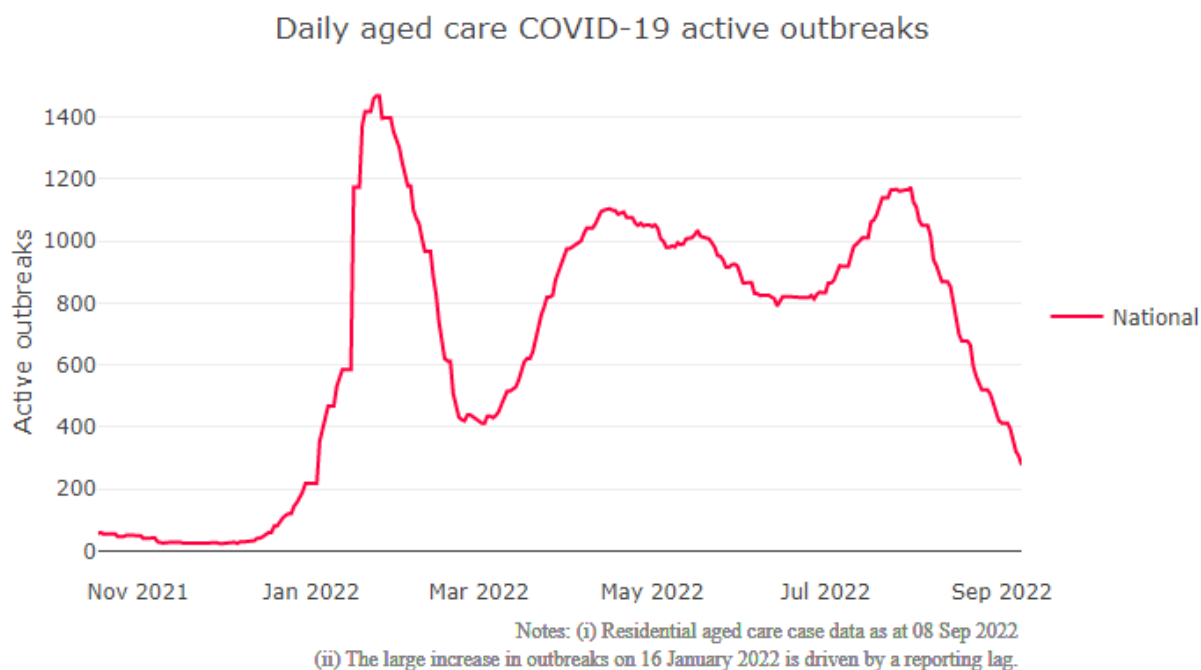
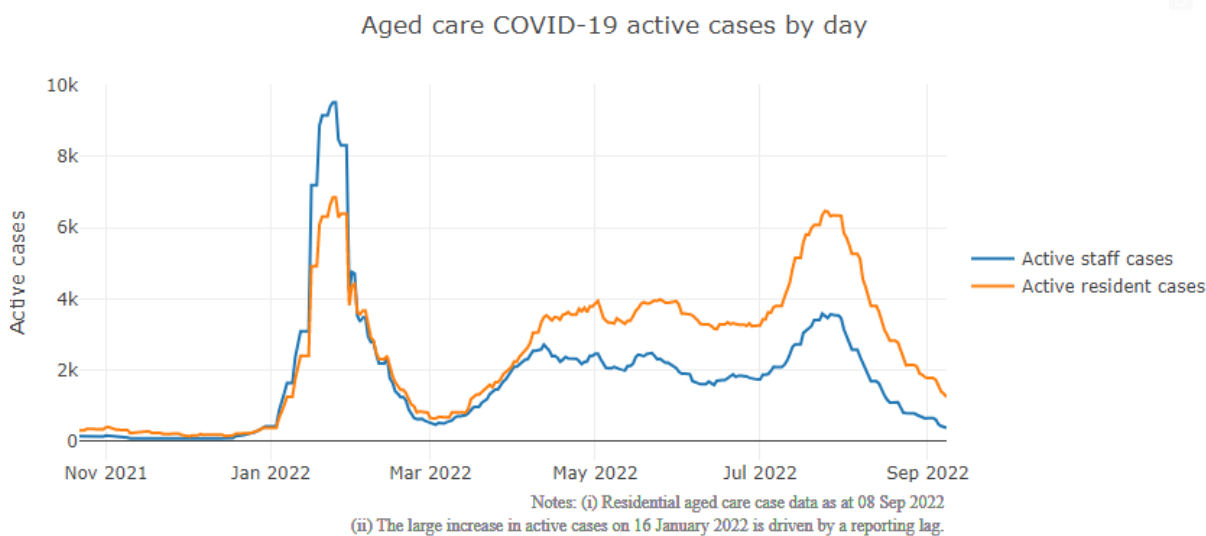


Figure 2: Trends in Aged Care Cases – January 2022 to Present



⁵ For Figures 1, 2 and 3:

(i) Changes in the status of exposure sites to outbreaks (and vice versa) have been applied retrospectively to facility records - these changes impact the total staff cases, resident cases, and/or resident deaths reported

(ii) For outbreaks that have re-opened due to subsequent case information received, days when the outbreak were previously reported as recovered have been retrospectively corrected to active – as a result the historic total number of daily active outbreaks are subject to change and may not align with the last published reports.

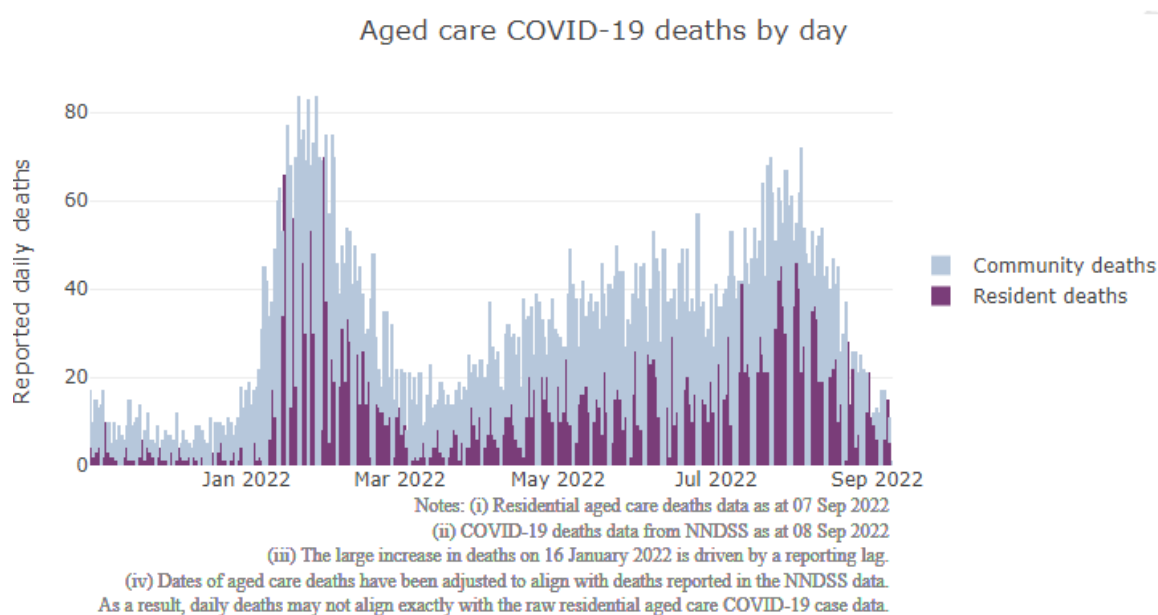
Mortality

For the period of 1 January to 9 September 2022, COVID-19 is recorded as the cause of death in 7.1 per cent of all deaths in permanent residents in aged care facilities.

Since the beginning of the Omicron outbreak in late November 2021, there have been 47,937 deaths in residential aged care from all causes (report period from 29 November to 5 September 2022)⁶. COVID-19 deaths account for 6.5% of this figure.

Over the course of the pandemic, all-cause excess mortality in Residential Aged Care was below expected numbers in 2020, and within expected range in 2021.

Figure 3 -COVID-19 Deaths in Residential Aged Care Facilities overlaid with Community deaths



Workforce in active residential aged care outbreaks

As at 9 September 2022, workforce surge staff have filled a total of 135,981 shifts in aged care services impacted by COVID-19, including 1,739 in the past 7 days. In the past 7 days (to 1 September) surge workforce providers have assisted 85 residential aged care homes. These shifts include roles for GPs, nurses, care workers, allied health workers, executive and ancillary staff. This includes:

Table 3: Workforce resources supplied to residential aged care facilities

Workforce provider	Total Shifts	Previous 7 days
Recruitment, Consulting and Staffing Association	85,828	1,325
Healthcare Australia (Workforce Surge)	11,735	154
Healthcare Australia (NACER)	2,295	0

⁶ The Department is now accessing aged care deaths data from the SIEBEL dataset. Figures are live and subject to change. Source: Department of Health and Aged Care unpublished data / SIEBEL dataset.

Workforce provider	Total Shifts	Previous 7 days
Mable	2,711	0
Aspen Medical	18,661	82
HealthX	10,696	178
Torrens	4,055	0

As at 8 September 2022, the Australian Defence force (ADF) has 34 personnel deployed to support residential aged care homes. A cumulative total of 529 facilities have been supported by the ADF since February 2022.

Oral antiviral treatments

Distribution of the oral anti-viral Lagevrio (Molnupiravir) commenced on 6 February 2022 to all RACFs with outbreak sites prioritised for delivery. The National Medical Stockpile has deployed 48,269 treatment courses of Lagevrio (Molnupiravir) to aged care facilities.

26,270 prescriptions for Lagevrio (Molnupiravir) have been issued to residents in residential aged care facilities, with a further 630 prescriptions for Paxlovid (nirmatrelvir + ritonavir) also issued since 28 February 2022 and up to 4 September 2022.

Vaccination in Residential Aged Care Facilities

The Australian Government's COVID-19 vaccination program is delivering in-reach vaccine services for aged care residents and workers across Australia, through Commonwealth vaccine providers, primary care and self-vaccination services by aged care providers.

The Government continues to provide all residential aged care facilities with access to COVID vaccination clinics to ensure residents have every opportunity to get their fourth dose. As at 9 September 2022, there are currently 147,720 residents eligible for fourth doses. In total 120,603 residents (81.6% of eligible residents) have received a fourth dose.

As at 9 September 2022, a total of 625,282 doses of COVID-19 vaccines have been administered to residents in residential aged care facilities. Information is now received from the Australian Immunisation Register, meaning reported numbers may differ from previous reports. Information from the Australian Immunisation Register provides a more accurate representation of residents currently in residential aged care.

Residential aged care fourth dose vaccination summary

	National	NSW	VIC	QLD	SA	WA	TAS	NT	ACT
Total residents who have received a fourth dose	120,603	38,780	33,510	23,130	10,243	10,020	2,960	270	1,690
Percentage against total residents*	(66.6%)	(66.4%)	(71.7%)	(63.5%)	(65.5%)	(60.4%)	(66.1%)	(60.5%)	(73.3%)
Percentage against eligible residents (interval only)**	(76.2%)	(75.2%)	(80.1%)	(74.5%)	(76.3%)	(71.4%)	(76.9%)	(72.8%)	(80.2%)
Percentage against eligible residents (interval and case overlay)***	(81.6%)	(80.9%)	(84.5%)	(80.3%)	(81.5%)	(77.4%)	(83.6%)	(82.2%)	(86.0%)

Sources: Aged care AIR data as at 8 September 2022, AIR mapping file for residents in permanent residential RACFs as at 13 May 2022, AUS-CAIRS aged care resident case data as at 31 August 2022.

* Residents who have had a fourth dose of a COVID-19 vaccine (this may include the booster dose for severely immunocompromised residents) total residents in Commonwealth funded positions in residential aged care facilities

** Residents who have had a fourth dose of a COVID-19 vaccine (this may include the booster dose for severely immunocompromised residents) over total residents who have had a third dose of a COVID-19 vaccine over 3 months ago (this may include the third primary course dose for severely immunocompromised residents)

*** Residents who have had a fourth dose of a COVID-19 vaccine (this may include the booster dose for severely immunocompromised residents) over total residents who have had a third dose of a COVID-19 vaccine over 3 months ago with case overlay applied (this may include the third primary course dose for severely immunocompromised residents). Eligible residents have been reduced by an estimate of the number of COVID cases in the facility. The number of cases is calculated by the number of cases self-reported through AUS-CAIRS over the last 90 days adjusted by the fourth dose vaccination rate in a facility (percentage by eligible residents).

Infection control and audits

The Aged Care Quality and Safety Commission (Commission) conducts a range of site and non-site activities to monitor and assess residential aged care services, including site audits and assessment contacts (site and non-site) (see Table 5 below). In August 2020, the Commission commenced an infection control monitoring (ICM) spot check program in all Australian jurisdictions.

The ICM spot check program involves on-site visits to residential aged care services, without an outbreak, to check compliance with personal protective equipment (PPE) and infection control arrangements. The purpose of the ICM spot check is to observe infection control practices, to ensure that staff, management and visitors were adhering to safe personal protective equipment protocols and to safe infection control arrangements as required under the quality standards.

As at 8 September 2022, the Commission had conducted 3,956 ICM spot checks to observe infection control practices and PPE protocols in residential aged care facilities.

Table 5: Total Quality Assessment and Monitoring Activities with residential services (including IPC), by type and month 1 March 2020 to 8 September 2022

Regulatory Activities	2019-20 (1 Mar - 30 Jun 2020)	2020-21	2021-22	2022-23 (to 8 September 2022)	Total
Site visits	318	3,452	1,733	581	6,084
Non-site activities	3,709	8,390	6,627	282	19,008
Total activities	4,027	11,842	8,360	863	25,092

Appendix 1: National residential aged care services with Active outbreaks COVID-19

Please note, information reported in this table has been directly reported to the Department of Health and Aged Care by residential aged care facilities. Total incidents refers to all staff and resident cases associated with the active outbreak and may not reflect the count of currently active cases. Where numbers have been incorrectly reported, facilities are able to correct these in the COVID-19 Support Portal through My Aged Care.

Service Name	State	Resident Cases	Resident Deaths	Staff Cases	Total Incidents
Canberra Aged Care Facility	Australian Capital Territory	7	0	0	7
Fred Ward Gardens	Australian Capital Territory	20	0	2	22
Mona Tait Gardens	Australian Capital Territory	14	1	3	17
Southern Cross Care Ozanam Residential Aged Care	Australian Capital Territory	3	0	0	3
Warrigal Care Stirling	Australian Capital Territory	37	2	1	38
Abbey House Aged Care	New South Wales	0	0	8	8
Advantaged Care at Prestons Lodge	New South Wales	18	0	3	21
Alexander Campbell House	New South Wales	22	0	11	33
Anthem	New South Wales	26	3	12	38
Arcare Glenhaven	New South Wales	2	0	2	4
Arthur Blackburn VC Gardens	New South Wales	7	1	2	9
Bankstown Terrace Care Community	New South Wales	15	0	6	21
BaptistCare Maranoa Centre - Alstonville	New South Wales	1	0	1	2
BaptistCare Morven Gardens Centre	New South Wales	0	0	4	4
BaptistCare The Gracewood Centre	New South Wales	26	0	9	35
Bathurst Riverview Care Community	New South Wales	75	6	21	96
Beecroft House Aged Care	New South Wales	3	0	0	3
Bexley Care Centre	New South Wales	9	0	0	9
Bolton Clarke Winders Lodge	New South Wales	0	0	3	3
Bossley Parkside Care Community	New South Wales	23	1	7	30
Buckland	New South Wales	2	0	4	6
Bupa Bexley	New South Wales	16	0	4	20
Bupa Clemton Park	New South Wales	6	0	1	7
Bupa Queens Park	New South Wales	15	0	2	17
Bupa Sutherland	New South Wales	6	0	2	8
Calvary Cessnock Retirement Community	New South Wales	9	1	4	13

Carino Care at Rockdale	New South Wales	3	0	0	3
Castle Hill Aged Care Home	New South Wales	0	0	2	2
Catholic Healthcare Bethlehem House	New South Wales	1	0	0	1
Catholic Healthcare Emmaus Village	New South Wales	1	0	0	1
Catholic Healthcare George Mockler Hostel	New South Wales	3	0	1	4
Catholic Healthcare Holy Spirit Casula	New South Wales	2	0	1	3
Catholic Healthcare Percy Miles Villa	New South Wales	1	0	0	1
Catholic Healthcare St Joseph's Aged Care	New South Wales	6	1	2	8
Catholic Healthcare St Peter's Lane Cove North	New South Wales	2	0	0	2
Charingfield	New South Wales	1	0	0	1
Clelland Lodge	New South Wales	2	0	1	3
Coastal Waters Aged Care	New South Wales	3	0	1	4
Coffs Harbour Grange Care Community	New South Wales	36	0	22	58
Concord Community Hostel	New South Wales	8	0	3	11
Coinda Hostel	New South Wales	3	0	5	8
Crowley Retirement Village	New South Wales	3	0	0	3
Dellacourt	New South Wales	1	0	2	3
Elizabeth Jenkins Place Aged Care Plus Centre	New South Wales	18	0	5	23
Emmaus	New South Wales	6	0	6	12
Estia Health Camden	New South Wales	1	0	0	1
Estia Health Figtree	New South Wales	27	0	7	34
Estia Health Taree	New South Wales	10	2	1	11
Ferndale Gardens Aged Care Facility	New South Wales	45	3	9	54
Fitzgerald Memorial Aged Care Facility Limited	New South Wales	2	0	0	2
Genista Aged Care Facility	New South Wales	11	1	1	12
Goodhew Gardens	New South Wales	3	0	2	5
Goondee Aged Care Home	New South Wales	2	0	11	13
Greenhill Manor	New South Wales	19	0	4	23
HammondCare - Princess Juliana Lodge	New South Wales	4	0	1	5
Huntingdon Gardens Aged Care Facility	New South Wales	1	0	0	1

Illawarra Multi-Cultural Village Hostel	New South Wales	11	0	3	14
IRT Dalmeny	New South Wales	11	0	2	13
IRT Woonona	New South Wales	62	3	23	85
James Milson Village North Sydney	New South Wales	22	0	7	29
Kanwal Gardens Care Community	New South Wales	40	3	17	57
Katoomba Views Care Community	New South Wales	16	0	4	20
Killarney Court Aged Care Facility	New South Wales	24	0	18	42
Lake Haven Court Aged Care Facility	New South Wales	15	0	2	17
Lansdowne Gardens	New South Wales	1	0	1	2
Loreto Home of Compassion	New South Wales	14	0	4	18
Macleay Valley House	New South Wales	1	0	0	1
Marco Polo Aged Care Facility	New South Wales	41	0	21	62
Marcus Loane House	New South Wales	1	0	1	2
Maroba Nursing Home	New South Wales	59	1	35	94
Martyn Claver Aged Care	New South Wales	14	0	6	20
Mary Andrews Retirement Village Hostel	New South Wales	1	0	0	1
Maybanke Aged Care Plus Centre	New South Wales	9	0	7	16
Meadowbank Grove Care Community	New South Wales	4	0	12	16
Mercy Place Albury	New South Wales	2	0	1	3
Minchinbury Manor	New South Wales	8	0	2	10
Moran Engadine	New South Wales	18	0	15	33
Moran Sylvania	New South Wales	15	0	1	16
Pathways Sailors Bay	New South Wales	5	1	1	6
Quakers Hillside Care Community	New South Wales	17	1	0	17
Randwick Montefiore Home	New South Wales	1	0	3	4
Raymond Terrace Gardens Care Community	New South Wales	3	0	0	3
Regis Port Macquarie	New South Wales	26	0	9	35
RFBI Bathurst Masonic Village	New South Wales	9	0	5	14
RFBI Benhome Masonic Village	New South Wales	6	0	0	6
RFBI Dubbo Masonic Village	New South Wales	5	0	4	9

RFBI Hawkins Masonic Village - Acacia House	New South Wales	2	0	1	3
RFBI Lakemba Masonic Village	New South Wales	15	0	0	15
Richmond Lodge	New South Wales	2	0	1	3
RSL ANZAC Village	New South Wales	1	0	0	1
Russian Relief Association of St Sergius of Radonezh	New South Wales	46	1	19	65
Rutherford Park Care Community	New South Wales	53	0	18	71
Seven Hills Nursing Home	New South Wales	1	0	0	1
Shoalhaven Place Care Community	New South Wales	0	0	5	5
Southern Cross Care Marsfield Residential Aged Care	New South Wales	4	0	3	7
Southern Cross Care Reynolds Court Residential Aged Care	New South Wales	19	0	4	23
St Agnes Site	New South Wales	26	2	17	43
St Basil's Randwick	New South Wales	6	0	0	6
St Ezekiel Moreno Nursing Home	New South Wales	3	0	0	3
St Patrick's Green	New South Wales	13	0	9	22
St Vincent's Care Services Bronte	New South Wales	1	0	0	1
St Vincent's Care Services Heathcote	New South Wales	14	1	1	15
St Vincent's Care Services Yennora	New South Wales	14	0	7	21
SummitCare Waverley	New South Wales	21	0	5	26
Tarragal House	New South Wales	51	2	5	56
Teloca House Hostel	New South Wales	1	0	0	1
The Glen Residential Care Service	New South Wales	42	4	25	67
The Village by Scalabrini	New South Wales	46	1	5	51
The Whiddon Group - Belmont	New South Wales	7	0	3	10
The Whiddon Group - Glenfield	New South Wales	20	1	7	27
The Whiddon Group - Grafton	New South Wales	1	0	0	1
The Whiddon Group - Kelso	New South Wales	22	0	7	29
The Whiddon Group Temora - Greenstone	New South Wales	11	0	1	12
Trangie Multi-Purpose Service	New South Wales	2	0	3	5
Tweed River Care Community	New South Wales	49	6	13	62
Uniting Arrunga Ermington	New South Wales	1	0	2	3

Uniting Mingaletta Port Macquarie	New South Wales	15	0	9	24
Uniting Pacifica Nambucca Heads	New South Wales	19	0	12	31
Uniting The Marion Leichhardt	New South Wales	5	0	0	5
Wahroonga House	New South Wales	1	0	0	1
Warrigal Care Albion Park Rail	New South Wales	6	0	4	10
Warrigal Care Goulburn	New South Wales	4	0	7	11
Willandra Residential Aged Care Facility	New South Wales	3	0	1	4
Woollahra Montefiore Home	New South Wales	1	0	1	2
501 Respite & Care Services	Queensland	27	1	10	37
Alger Lodge	Queensland	72	1	10	82
Anam Cara	Queensland	15	0	5	20
Berrinba Greens Care Community	Queensland	34	2	11	45
Blue Care Kallangur Pilgrim Aged Care Facility	Queensland	12	0	4	16
Bolton Clarke Cazna Gardens	Queensland	1	0	5	6
Bolton Clarke Moreton Shores	Queensland	5	0	0	5
Cabanda Aged Care	Queensland	8	0	4	12
Casa D'amore Apartments	Queensland	1	0	0	1
Churches of Christ Clive Burdeu Aged Care Service	Queensland	1	0	0	1
Churches of Christ Fair Haven Aged Care Service Hervey Bay	Queensland	3	0	0	3
Churches of Christ Golden Age Aged Care Service	Queensland	7	0	5	12
Churches of Christ Toowoomba Aged Care Service	Queensland	7	0	1	8
De Paul Villa Aged Care	Queensland	33	2	21	54
Estia Health Mudgeeraba	Queensland	14	0	5	19
Glenella Care	Queensland	3	0	3	6
Janoah Gardens	Queensland	8	0	1	9
Japara Robina Rise	Queensland	15	0	3	18
Kerrisdale Gardens	Queensland	0	0	3	3
Mercy Community Services - Emmaus	Queensland	12	0	5	17
Mundubbera Multipurpose Health Service	Queensland	2	0	2	4
Murroona Gardens	Queensland	2	1	1	3

Palm Lake Care Toowoomba	Queensland	2	0	2	4
Pyramid Residential Care Centre	Queensland	15	0	19	34
Seabrae Manor	Queensland	4	0	3	7
Southern Cross Care Edens Landing - Connolly Court	Queensland	23	0	8	31
Southern Cross Care Tara - Tarcoola	Queensland	22	2	12	34
St Paul de Chartres Residential Aged Care	Queensland	0	0	3	3
Sunnymeade Park Aged Care Community	Queensland	3	0	2	5
Tabeel	Queensland	15	0	7	22
Tabeel	Queensland	20	1	7	27
The Plains	Queensland	8	0	1	9
TriCare Stafford Lakes Aged Care Residence	Queensland	5	0	0	5
Villa Maria Centre	Queensland	1	0	9	10
Wongaburra Garden Settlement Hostel	Queensland	43	1	20	63
Woombye Care	Queensland	2	0	2	4
ACH Group Residential Care - Kapara	South Australia	3	0	1	4
AnglicareSA Elizabeth East	South Australia	9	0	5	14
Eldercare Evanston Park	South Australia	4	1	2	6
Eldercare Trowbridge House	South Australia	3	0	1	4
Estia Health Salisbury	South Australia	9	0	1	10
Estia Health Strathalbyn	South Australia	5	1	1	6
Helping Hand Aged Care - Ingle Farm	South Australia	58	4	28	86
Keith & District Hospital Inc	South Australia	1	0	1	2
LHI Glynde	South Australia	11	0	1	12
Matthew Flinders Home Inc	South Australia	27	0	19	46
McCracken Views Residential Care	South Australia	0	0	2	2
Oakfield Lodge Residential Care	South Australia	17	0	2	19
Parkrose Village	South Australia	23	0	2	25
Resthaven Bellevue Heights	South Australia	6	0	0	6
Resthaven Mount Gambier	South Australia	6	0	1	7
Resthaven Paradise	South Australia	5	0	5	10

Ridgehaven Residential Care Centre	South Australia	11	0	1	12
Semaphore Residential Care Centre	South Australia	1	0	0	1
St Basil's at St Peters	South Australia	5	0	0	5
St Joseph's House	South Australia	1	0	0	1
The Philip Kennedy Centre Residential Care	South Australia	4	0	2	6
The Pines Lodge Residential Care	South Australia	77	8	10	87
War Veterans Home Myrtle Bank	South Australia	4	0	3	7
Yeltana Nursing Home	South Australia	19	0	7	26
Fred French Nursing Home	Tasmania	37	0	6	43
Glenara Lakes	Tasmania	6	0	0	6
Uniting AgeWell Strathdevon	Tasmania	13	0	1	14
Alpine Health - Kiewa Valley House MPS	Victoria	2	0	0	2
Alpine Health ? Hawthorn Village MPS	Victoria	1	0	0	1
Arcare Hillside	Victoria	1	0	1	2
Arcare Maidstone	Victoria	2	0	0	2
Aurrum Plenty	Victoria	19	0	0	19
Bairnsdale Regional Health Service	Victoria	5	0	2	7
Baptcare The Orchards Community	Victoria	2	0	3	5
BlueCross Scotchmans Creek	Victoria	1	0	0	1
BlueCross The Boulevard	Victoria	9	0	2	11
Bupa Donvale	Victoria	9	1	1	10
Campbell Place	Victoria	2	0	0	2
Casterton Memorial Hospital Nursing Home	Victoria	1	0	0	1
Charles Brownlow Retirement Village	Victoria	19	0	5	24
Charlesbrook	Victoria	2	0	2	4
Claremont Terrace	Victoria	16	0	0	16
Clovelly Cottage	Victoria	38	0	20	58
Coppin Centre	Victoria	8	0	0	8
Corangamarah	Victoria	1	0	0	1
Craigcare Mornington	Victoria	23	0	11	34

Edenvale Manor Aged Care Facility	Victoria	9	0	3	12
Elderly Chinese Home	Victoria	18	0	3	21
Emmy Monash Aged Care	Victoria	2	0	0	2
Golden Oaks Nursing Home	Victoria	9	0	4	13
Grant Lodge Aged Care Facility	Victoria	3	0	0	3
Hepburn House	Victoria	2	1	0	2
Hope Aged Care Gladstone Park	Victoria	0	0	2	2
Jacaranda House Hostel	Victoria	8	0	2	10
Jacaranda Village	Victoria	9	0	2	11
Japara Central Park	Victoria	27	0	4	31
Japara Elanora	Victoria	11	1	0	11
Japara Goonawarra	Victoria	15	1	6	21
Japara Kirralee	Victoria	10	0	3	13
Japara The Regent	Victoria	18	0	1	19
Luson Eden Park	Victoria	1	0	0	1
Lynden Aged Care	Victoria	16	2	3	19
mecwacare Ballan Aged Care Facility	Victoria	6	1	2	8
mecwacare Trescowthick Centre	Victoria	3	0	0	3
Mercy Health Bethlehem Home For The Aged	Victoria	2	0	1	3
Mercy Place Fernhill	Victoria	7	0	0	7
Mitchell House Hostel	Victoria	6	0	6	12
Mooroopna Place Residential Aged Care Service	Victoria	4	0	0	4
Northside Aged Persons Mental Health Residential Care Facility	Victoria	1	0	0	1
Outlook Gardens Aged Care	Victoria	3	0	0	3
Parkdale Aged Care	Victoria	18	0	7	25
Paynesville Gardens Care Community	Victoria	14	0	0	14
Princes Court Homes Hostel	Victoria	10	0	3	13
Rathdowne Place	Victoria	23	0	2	25
Regis Fawkner	Victoria	31	1	11	42
Regis Ontario	Victoria	9	0	4	13

Regis Ringwood	Victoria	4	0	0	4
Royal Freemasons Bacchus Marsh	Victoria	12	0	1	13
Royal Freemasons Benalla	Victoria	14	0	1	15
Samarinda Lodge	Victoria	5	0	4	9
St Paul's Hostel for the Elderly	Victoria	7	0	2	9
The Oaks Nursing Home-Gisborne	Victoria	3	0	0	3
Trinity Manor	Victoria	2	0	1	3
Trinity Manor Greensborough	Victoria	1	0	0	1
Uniting AgeWell Box Hill	Victoria	15	0	3	18
Villa Maria Catholic Homes Providence Aged Care Residence	Victoria	2	0	0	2
Villa Maria Catholic Homes Shanagolden Aged Care Residence	Victoria	0	0	3	3
Villa Maria Catholic Homes St Catherine's Aged Care Residence	Victoria	16	0	2	18
Violet Town Bush Nursing Centre	Victoria	2	0	2	4
Wantirna Views Care Community	Victoria	5	0	0	5
Waranga Health	Victoria	14	0	5	19
Waranga Health	Victoria	3	0	2	5
Warramunda Village Hostel	Victoria	1	0	0	1
Westmont Homestead	Victoria	10	0	0	10
Aegis Amberley	Western Australia	6	1	1	7
Aegis Banksia Park	Western Australia	26	0	14	40
Aegis Ellenvale	Western Australia	4	0	1	5
Aegis Hermitage	Western Australia	8	0	1	9
Aegis Shoreline	Western Australia	20	0	7	27
Alice Ross-King Care Centre	Western Australia	6	0	0	6
Baptistcare Moonya	Western Australia	0	0	2	2
Bethanie Edinboro	Western Australia	2	0	0	2
Bethanie Elanora Villas Nursing Home	Western Australia	28	0	8	36
Bethanie Peel	Western Australia	13	1	10	23
Boyup Brook MPS	Western Australia	2	0	2	4
Brightwater Onslow Gardens	Western Australia	1	0	1	2

Brightwater The Oaks	Western Australia	1	0	0	1
Geraldton Shore Care Community	Western Australia	64	1	16	80
Kalkarni Residency	Western Australia	4	0	3	7
Koh-I-Noor Contemporary Care	Western Australia	2	0	0	2
Marine Views Cottesloe	Western Australia	35	1	5	40
Mercy Place Lathlain	Western Australia	2	0	0	2
Peter Arney Home	Western Australia	4	0	2	6
Plantagenet MPS	Western Australia	17	1	4	21
Regis Nedlands	Western Australia	9	0	0	9
Seaforth Gardens Senior Citizens' Residence	Western Australia	13	0	7	20
SwanCare Kingia/Tandara	Western Australia	0	0	2	2
SwanCare Waminda	Western Australia	4	0	0	4