



COVID-19 outbreaks in Australian residential aged care facilities

National snapshot

As at 8:00 am 29 September 2022 there are 919 active COVID-19 cases in 185 active outbreaks in residential aged care facilities across Australia. There have been 82 new outbreaks, 29 new resident deaths and 1,041 combined new resident and staff cases since 22 September 2022¹.

Table 1: Aged Care COVID-19 data as at 8.00am 29 September 2022²

Category	Active ³	Previous 7 days	Cumulative Total	Previous 7 days
Outbreaks ⁴	185	-48	8,219	82
Residential Aged Care Facilities affected	185	-48	2,726	2
Resident Cases ⁵	686	-273	93,184	778
Resident Deaths ⁵	N/A	N/A	4,041	29
Staff Cases	233	-84	60,315	263

Residential aged care homes with active outbreaks are included in Appendix 1.

Table 2: Overview of Active Outbreaks in Australia

	NSW	VIC	SA	QLD	TAS	NT	ACT	WA	Total
Total Facilities with outbreaks	64	45	22	26	3	1	1	23	185
Total number of active resident cases	217	202	51	80	5	21	7	103	686
Total number of active staff cases	78	66	19	35	0	2	2	31	233
Total Outbreaks Opened since last Report	28	23	10	12	0	0	1	8	82
Total Outbreaks Closed Since last Report	38	47	14	14	1	2	2	12	130

¹ The reporting date of data has changed to align with the National COVID-19 weekly trends report from 16 September 2022. The previous seven days shows a comparison for this new reporting period.

² Outbreak opening and closure includes changes in the status of exposure sites to outbreaks (and vice versa), which are applied retrospectively to facility records. New case information can also change the status of a recovered site back to an active outbreak site. As a result, changes in active outbreak status may not align with day on day variations to active totals. These adjustments will also affect the number of cases in staff and residents reported each week.

³ Active residents and staff cases are the total currently positive cases in active outbreaks

⁴ An outbreak is considered to be active pending advice from the relevant Public Health Unit. An outbreak is defined as at least 1 positive case in a resident or 2+ cases in staff.

⁵ Case numbers and numbers of deaths are dependent upon reporting from facilities and validation of deaths from state and territory governments.

Figure 1: National Outbreak Trends in Aged Care⁶

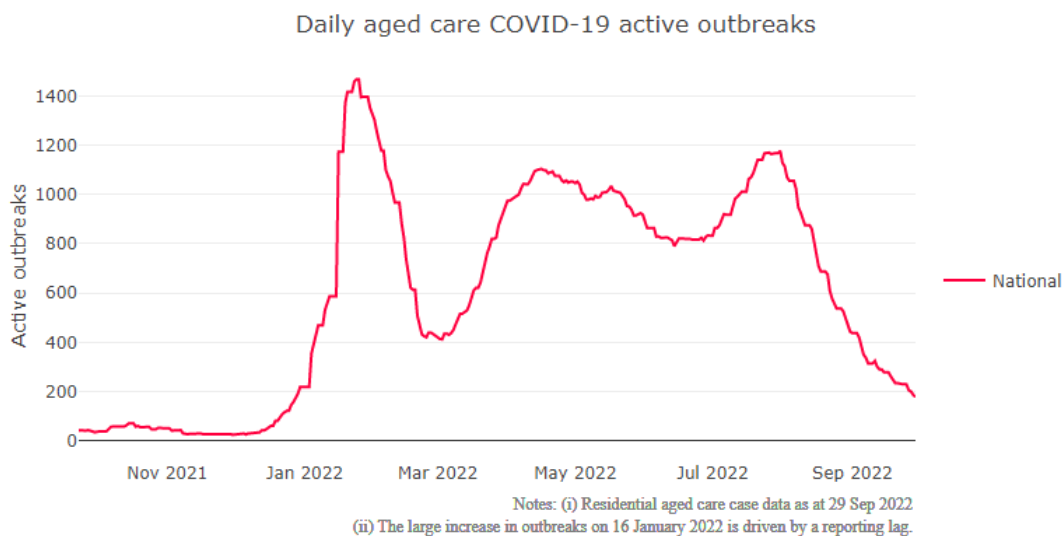
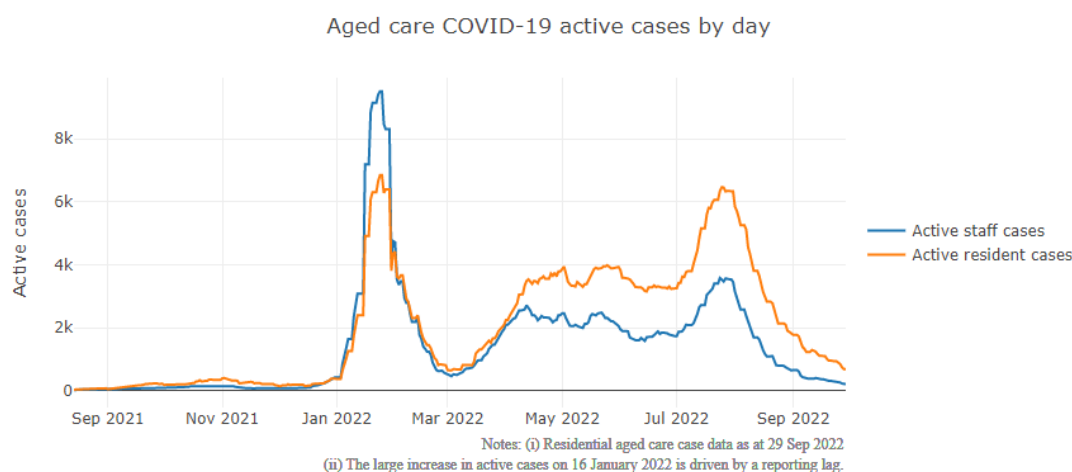


Figure 2: Trends in Aged Care Cases – January 2022 to Present



Mortality

For the period of 1 January to 24 September 2022, COVID-19 is recorded as the cause of death in 6.8 per cent of all deaths in permanent residents in aged care facilities.

Since the beginning of the Omicron outbreak in late November 2021, there have been 50,916 deaths in residential aged care from all causes (report period from 29 November to 24 September 2022)⁷. COVID-19 deaths account for 6.2% of this figure.

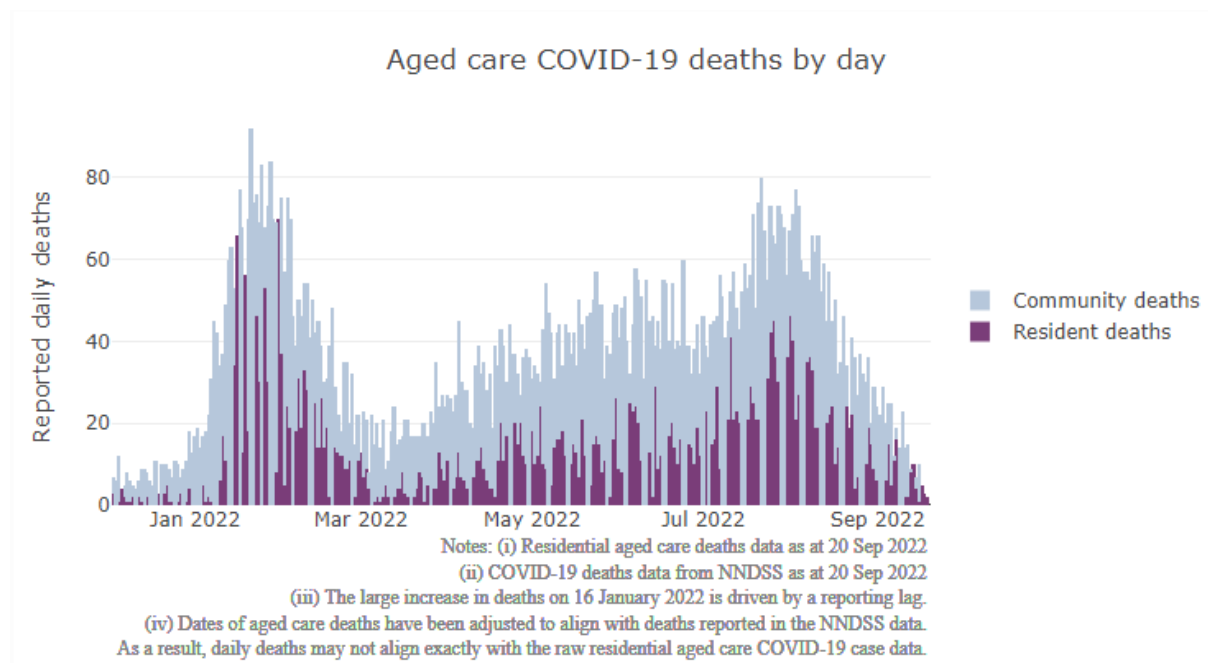
⁶ For Figures 1, 2 and 3:

(i) Changes in the status of exposure sites to outbreaks (and vice versa) have been applied retrospectively to facility records - these changes impact the total staff cases, resident cases, and/or resident deaths reported
(ii) For outbreaks that have re-opened due to subsequent case information received, days when the outbreak were previously reported as recovered have been retrospectively corrected to active – as a result the historic total number of daily active outbreaks are subject to change and may not align with the last published reports.

⁷ The Department is now accessing aged care deaths data from the SIEBEL dataset. Figures are live and subject to change. Source: Department of Health and Aged Care unpublished data / SIEBEL dataset.

Over the course of the pandemic, all-cause excess mortality in Residential Aged Care was below expected numbers in 2020, and within expected range in 2021.

Figure 3 -COVID-19 Deaths in Residential Aged Care Facilities overlaid with Community deaths



Workforce in active residential aged care outbreaks

As at 29 September 2022, workforce surge staff have filled a total of 139,595 shifts in aged care services impacted by COVID-19, including 937 in the past 7 days. In the past 7 days (to 29 September) surge workforce providers have assisted 35 residential aged care homes. These shifts include roles for GPs, nurses, care workers, allied health workers, executive and ancillary staff. This includes:

Table 3: Workforce resources supplied to residential aged care facilities

Workforce provider	Total Shifts	Previous 7 days
Recruitment, Consulting and Staffing Association	88,044	479
Healthcare Australia (Workforce Surge)	12,082	84
Healthcare Australia (NACER)	2,295	N/A
Mable	2,711	N/A
Aspen Medical	19,055	136
HealthX	11,353	238
Torrens	4,055	N/A

As at 29 September 2022, the Australian Defence force (ADF) has 14 personnel deployed to support residential aged care homes. A cumulative total of 542 facilities have been supported by the ADF since February 2022.

Oral antiviral treatments

Distribution of the oral anti-viral Lagevrio (Molnupiravir) commenced on 6 February 2022 to all RACFs with outbreak sites prioritised for delivery. The National Medical Stockpile has deployed 48,269 treatment courses of Lagevrio (Molnupiravir) to aged care facilities.

28,619 prescriptions for Lagevrio (Molnupiravir) have been issued to residents in residential aged care facilities, with a further 690 prescriptions for Paxlovid (nirmatrelvir + ritonavir) also issued since 28 February 2022 and up to 29 September 2022.

Vaccination in Residential Aged Care Facilities

The Australian Government's COVID-19 vaccination program is delivering in-reach vaccine services for aged care residents and workers across Australia, through Commonwealth vaccine providers, primary care and self-vaccination services by aged care providers.

The Government continues to provide all residential aged care facilities with access to COVID vaccination clinics to ensure residents have every opportunity to get their fourth dose. As at 29 September 2022, there are currently 141,922 residents eligible for fourth doses. In total 119,637 residents (84.3% of eligible residents) have received a fourth dose.

As at 28 September 2022, a total of 591,963 doses of COVID-19 vaccines have been administered to residents in residential aged care facilities. Information is now received from the Australian Immunisation Register, meaning reported numbers may differ from previous reports. Information from the Australian Immunisation Register provides a more accurate representation of residents currently in residential aged care.

Residential aged care fourth dose vaccination summary									
	National	NSW	VIC	QLD	SA	WA	TAS	NT	ACT
Total residents who have received a fourth dose	119,637	38,412	33,234	22,750	10,298	10,021	2,961	295	1,666
Percentage against total residents*	(67.0%)	(67.0%)	(71.9%)	(63.1%)	(66.9%)	(60.6%)	(67.3%)	(63.2%)	(73.8%)
Percentage against eligible residents (interval only)**	(80.0%)	(78.9%)	(84.3%)	(77.7%)	(80.4%)	(75.5%)	(81.5%)	(78.9%)	(85.8%)
Percentage against eligible residents (interval and case overlay)***	(84.3%)	(83.4%)	(87.8%)	(82.0%)	(84.4%)	(80.2%)	(87.1%)	(88.8%)	(90.3%)

Sources: Aged care AIR data as at 28 September 2022, AIR mapping file for residents in permanent residential RACFs as at 2 September 2022, AUS-CAIRS aged care resident case data as at 28 September 2022.

* Residents who have had a fourth dose of a COVID-19 vaccine (*this may include the booster dose for severely immunocompromised residents*) total residents in Commonwealth funded positions in residential aged care facilities

** Residents who have had a fourth dose of a COVID-19 vaccine (*this may include the booster dose for severely immunocompromised residents*) over total residents who have had a third dose of a COVID-19 vaccine over 3 months ago (*this may include the third primary course dose for severely immunocompromised residents*)

*** Residents who have had a fourth dose of a COVID-19 vaccine (*this may include the booster dose for severely immunocompromised residents*) over total residents who have had a third dose of a COVID-19 vaccine over 3 months ago with case overlay applied (*this may include the third primary course dose for severely immunocompromised residents*). Eligible residents have been reduced by an estimate of the number of COVID cases in the facility. The number of cases is calculated by the number of cases self-reported through AUS-CAIRS over the last 90 days adjusted by the fourth dose vaccination rate in a facility (percentage by eligible residents).

Infection control and audits

The Aged Care Quality and Safety Commission (Commission) conducts a range of site and non-site activities to monitor and assess residential aged care services, including site audits and assessment contacts (site and non-site) (see Table 5 below). In August 2020, the Commission commenced an infection control monitoring (ICM) spot check program in all Australian jurisdictions.

The ICM spot check program involves on-site visits to residential aged care services, without an outbreak, to check compliance with personal protective equipment (PPE) and infection control arrangements. The purpose of the ICM spot check is to observe infection control practices, to ensure that staff, management and visitors were adhering to safe personal protective equipment protocols and to safe infection control arrangements as required under the quality standards.

As at 29 September 2022, the Commission had conducted 4,027 ICM spot checks to observe infection control practices and PPE protocols in residential aged care facilities.

Table 5: Total Quality Assessment and Monitoring Activities with residential services (including IPC), by type and month 1 March 2020 to 29 September 2022

Regulatory Activities	2019-20 (1 Mar - 30 Jun 2020)	2020-21	2021-22	2022-23 (to 29 September 2022)	Total
Site visits	318	3,452	1,733	754	6,257
Non-site activities	3,709	8,390	6,663	408	19,170
Total activities	4,027	11,842	8,396	1,162	25,427

Appendix 1: National residential aged care services with Active outbreaks COVID-19

Please note, information reported in this table has been directly reported to the Department of Health and Aged Care by residential aged care facilities. Total incidents refers to all staff and resident cases associated with the active outbreak and may not reflect the count of currently active cases. Where numbers have been incorrectly reported, facilities are able to correct these in the COVID-19 Support Portal through My Aged Care. Where a facility is reporting less than six resident or staff cases or less than six deaths, data has been suppressed to protect the privacy of affected individuals (note that “n/p” indicates data is not provided to protect privacy).

Service Name	State	Resident Cases	Resident Deaths	Staff Cases	Total Incidents
Uniting Eabrai Weston ACT	Australian Capital Territory	7	0	<6	n/p
ACDMA Aged Care Services	New South Wales	9	0	0	9
Alstonville Adventist Aged Care Facility	New South Wales	19	<6	9	28
Anglican Care Bishop Tyrrell Place	New South Wales	<6	0	<6	<6
Anglican Care Kilpatrick Court	New South Wales	<6	0	0	<6
Ashfield Terrace Care Community	New South Wales	<6	0	0	<6
BaptistCare Bethshan Gardens Centre	New South Wales	<6	0	<6	<6
BaptistCare Kularoo Centre	New South Wales	16	0	<6	n/p
BaptistCare Orana Centre	New South Wales	0	0	<6	<6
Bayview Treetops Care Community	New South Wales	<6	0	<6	<6
Berrigan Aged Care Hostel	New South Wales	<6	0	<6	<6
Bethany Aged Care Plus Centre	New South Wales	<6	0	<6	<6
Bolton Clarke Cabrini	New South Wales	<6	0	<6	<6
Bupa Banora Point	New South Wales	21	<6	7	28
Catholic Healthcare Brigidine House	New South Wales	8	0	<6	n/p
Catholic Healthcare Holy Spirit Croydon	New South Wales	<6	0	0	<6
Catholic Healthcare McQuoin Park	New South Wales	<6	0	<6	<6
Cedar Place Aged Care Facility	New South Wales	0	0	<6	<6
Charingfield	New South Wales	<6	0	<6	7
Coffs Harbour Legacy Nursing Home	New South Wales	<6	0	<6	<6
Dellacourt	New South Wales	12	0	7	19
Denhams Beach Care Community	New South Wales	<6	0	<6	6
Estia Health Camden	New South Wales	13	0	6	19
Estia Health Figtree	New South Wales	37	0	7	44

Service Name	State	Resident Cases	Resident Deaths	Staff Cases	Total Incidents
Estia Health Kogarah	New South Wales	17	<6	<6	n/p
Estia Health Merrylands	New South Wales	9	<6	<6	n/p
Ferndale Gardens Aged Care Facility	New South Wales	<6	0	0	<6
Fitzgerald Memorial Aged Care Facility Limited	New South Wales	16	<6	9	25
HammondCare - Leighton Lodge	New South Wales	17	<6	<6	n/p
Heritage Botany	New South Wales	<6	0	0	<6
Highfields Manor Port Macquarie	New South Wales	9	<6	<6	n/p
Hunters Hill Montefiore Home	New South Wales	<6	0	<6	<6
Huntingdon Gardens Aged Care Facility	New South Wales	36	<6	9	45
Illawarra Multi-Cultural Village Hostel	New South Wales	19	0	8	27
Kintyre Lodge - Dubbo	New South Wales	<6	0	0	<6
Leeton Hospital	New South Wales	10	0	<6	n/p
Marco Polo Aged Care Facility	New South Wales	42	<6	24	66
Mona Vale House	New South Wales	0	0	<6	<6
Moran Sylvania	New South Wales	<6	0	0	<6
Murrayvale Aged Care	New South Wales	<6	0	0	<6
Porter Lodge	New South Wales	<6	0	0	<6
Presbyterian Aged Care - Wescott	New South Wales	<6	0	0	<6
Randwick Montefiore Home	New South Wales	8	0	9	17
Regis Elermore Vale	New South Wales	<6	0	0	<6
RFBI Dubbo Masonic Village	New South Wales	9	0	7	16
Riverwood Hostel	New South Wales	14	<6	<6	n/p
RSL ANZAC Village	New South Wales	34	<6	11	45
Scalabrini Village Griffith	New South Wales	<6	0	<6	6
Southern Cross Care Marsfield Residential Aged Care	New South Wales	<6	0	0	<6
St Basil's Kensington	New South Wales	<6	0	0	<6
St Patrick's Green	New South Wales	6	<6	<6	n/p
St Vincent's Care Services Haberfield	New South Wales	<6	0	<6	<6

Service Name	State	Resident Cases	Resident Deaths	Staff Cases	Total Incidents
St Vincent's Care Services Yennora	New South Wales	22	<6	9	31
Strathearn House	New South Wales	32	<6	13	45
SummitCare Liverpool-173	New South Wales	10	0	7	17
SummitCare Penrith	New South Wales	7	0	0	7
Sunhaven Hostel	New South Wales	10	0	<6	n/p
Teloca House Hostel	New South Wales	<6	0	0	<6
The Whiddon Group - Glenfield	New South Wales	33	<6	11	44
Turrumurra House Nursing Home	New South Wales	0	0	<6	<6
Uniting Elanora Shellharbour	New South Wales	<6	0	0	<6
Uniting Thomas Roseby Lodge Marrickville	New South Wales	14	0	<6	n/p
Wahroonga House	New South Wales	<6	0	<6	<6
Woollahra Montefiore Home	New South Wales	<6	0	<6	<6
Yallabee Lodge	New South Wales	<6	0	0	<6
Old Timers	Northern Territory	23	0	<6	n/p
Arcare Pimpama	Queensland	<6	0	<6	6
Blue Care Bundaberg Millbank Aged Care Facility	Queensland	10	0	<6	n/p
Blue Care Kingaroy Canowindra Aged Care Facility	Queensland	9	0	8	17
Bolton Clarke Carrington	Queensland	<6	0	<6	<6
Bolton Clarke Chelsea	Queensland	<6	0	0	<6
Bolton Clarke Galleon Gardens	Queensland	0	0	<6	<6
Bolton Clarke Tantula Rise	Queensland	<6	0	0	<6
Brookfield Green	Queensland	13	0	<6	n/p
Burpengary Gardens Care Community	Queensland	<6	0	<6	<6
Calvary Robina Rise	Queensland	11	<6	<6	n/p
Caravonica Waters	Queensland	<6	0	<6	<6
Carinity Fairfield Grange	Queensland	<6	0	0	<6
Churches of Christ Fair Haven Aged Care Service Hervey Bay	Queensland	7	0	<6	n/p
Estia Health Mudgeeraba	Queensland	28	<6	15	43

Service Name	State	Resident Cases	Resident Deaths	Staff Cases	Total Incidents
Harbour Quays Residential Aged Care	Queensland	10	0	<6	n/p
Hill View House - Merrimac	Queensland	<6	0	0	<6
Lions Haven For The Aged	Queensland	19	0	8	27
Mercy Place Cairns (Bethlehem)	Queensland	7	0	0	7
Millmerran Multipurpose Health Service	Queensland	<6	0	<6	6
Oxley Grove Care Community	Queensland	9	0	<6	n/p
Ozcare Caroline Chisholm	Queensland	<6	0	0	<6
Southern Cross Care Stretton Gardens	Queensland	<6	0	0	<6
Surat Multi-purpose Service	Queensland	<6	0	7	n/p
The Good Shepherd Nursing Home	Queensland	<6	<6	<6	<6
TriCare Bayview Place Aged Care Residence	Queensland	12	0	8	20
Woombye Care	Queensland	<6	0	<6	<6
ACH Group Residential Care - Kapara	South Australia	8	0	<6	n/p
ACH Group Residential Care - Milpara	South Australia	<6	0	<6	<6
Ashman Grove Aged Care Hostel	South Australia	<6	0	0	<6
Boandik Kessal	South Australia	14	0	<6	n/p
Ceduna MPS	South Australia	<6	0	0	<6
Fullarton Residential Care	South Australia	<6	0	0	<6
Japara Oaklands	South Australia	<6	0	0	<6
Melaleuca Court Nursing Home	South Australia	<6	0	<6	<6
Mt View Homes Inc	South Australia	<6	0	0	<6
Oaklands Park Lodge Residential Care	South Australia	<6	0	0	<6
Resthaven Aberfoyle Park	South Australia	0	0	8	8
Resthaven Leabrook	South Australia	0	0	<6	<6
Resthaven Malvern	South Australia	0	0	<6	<6
Resthaven Mitcham	South Australia	<6	0	<6	<6
Resthaven Paradise	South Australia	13	0	7	20
Resthaven Port Elliot	South Australia	<6	0	<6	<6

Service Name	State	Resident Cases	Resident Deaths	Staff Cases	Total Incidents
Ridgehaven Residential Care Centre	South Australia	<6	0	0	<6
Ross Robertson Memorial Care Centre	South Australia	6	0	<6	n/p
The Pines Lodge Residential Care	South Australia	77	8	10	87
Wesley House	South Australia	9	<6	<6	n/p
Wirraminna Care Residential Aged Care	South Australia	<6	0	0	<6
Yeltana Nursing Home	South Australia	26	<6	11	37
Campbell Town Health and Community Services	Tasmania	<6	0	0	<6
Rubicon Grove	Tasmania	8	0	0	8
Wynyard Care Centre	Tasmania	11	0	<6	n/p
Arcare Surrey Hills	Victoria	6	0	<6	n/p
Arcare Sydenham	Victoria	26	0	7	33
Baptcare - St Hilary's Community	Victoria	24	0	<6	n/p
Baptcare Peninsula View Community	Victoria	<6	0	<6	<6
Bindaree Retirement Centre	Victoria	6	0	<6	n/p
BlueCross Broughtonlea	Victoria	23	0	<6	n/p
Buckland House Nursing Home	Victoria	<6	0	0	<6
Bupa Kyneton	Victoria	17	0	6	23
Estia Health Ardeer	Victoria	<6	0	<6	<6
Estia Health Grovedale	Victoria	17	0	7	24
GraniteHill Aged Care	Victoria	<6	0	<6	<6
Havilah Hostel	Victoria	<6	0	0	<6
Heathcote Health High Care Service	Victoria	7	0	<6	n/p
Heathcote Health Low Care Service	Victoria	23	0	<6	n/p
Highwood Court	Victoria	<6	0	0	<6
Inglewood & Districts Health Service (Nursing Home)	Victoria	9	0	8	17
Inglewood & Districts Health Service Hostel	Victoria	10	0	0	10
Inverloch Coast Care Community	Victoria	<6	0	0	<6
Jacaranda Village	Victoria	11	0	<6	n/p

Service Name	State	Resident Cases	Resident Deaths	Staff Cases	Total Incidents
Japara Strzelecki House	Victoria	7	0	<6	n/p
Kirkbrae Kilsyth Nursing Home	Victoria	21	<6	11	32
Maculata Place	Victoria	<6	0	<6	<6
Martin Luther Homes	Victoria	<6	0	0	<6
mecwacare Ballan Aged Care Facility	Victoria	10	<6	<6	n/p
mecwacare Ballan Hostel	Victoria	10	0	<6	n/p
mecwacare Rositano House	Victoria	<6	0	0	<6
Mercy Place Montrose	Victoria	6	0	0	6
Mercy Place Nixon	Victoria	26	<6	<6	n/p
Mercy Place Rice Village	Victoria	15	<6	<6	n/p
MiCare Overbeek Lodge	Victoria	19	0	<6	n/p
Napier Street Aged Care Services	Victoria	14	<6	<6	n/p
Northside Aged Persons Mental Health Residential Care Facility	Victoria	<6	0	0	<6
Point Cook Manor	Victoria	9	0	<6	n/p
R. M. Begg Kyneton Aged Care	Victoria	<6	0	0	<6
Regis Armadale	Victoria	11	0	<6	n/p
Regis Ontario	Victoria	28	0	9	37
Rosary Home	Victoria	14	0	<6	n/p
Royal Freemasons Bacchus Marsh	Victoria	51	<6	8	59
Royal Freemasons Benalla	Victoria	29	<6	8	37
The Bays Aged Care Facility	Victoria	39	<6	11	50
The Oaks Nursing Home-Gisborne	Victoria	8	0	0	8
Uniting AgeWell Strath-Haven	Victoria	10	0	<6	n/p
Victorian Elderly Chinese Hostel	Victoria	<6	0	0	<6
Villa Maria Catholic Homes St Catherine's Aged Care Residence	Victoria	28	<6	<6	n/p
Water Gardens	Victoria	<6	0	0	<6
Aegis Anchorage	Western Australia	<6	0	<6	<6
Aegis Ellenvale	Western Australia	48	0	15	63

Service Name	State	Resident Cases	Resident Deaths	Staff Cases	Total Incidents
Baptistcare Bethel	Western Australia	<6	0	0	<6
Baptistcare Mirrambeena	Western Australia	0	0	<6	<6
Baptistcare William Carey Court	Western Australia	9	0	<6	n/p
Bethanie Elanora Villas Nursing Home	Western Australia	40	<6	15	55
Brightwater The Cove	Western Australia	15	0	10	25
Burswood Care Annie Bryson McKeown Lodge	Western Australia	0	0	<6	<6
Carinya Of Bristol	Western Australia	30	<6	<6	n/p
Dr Mary Surveyor Centre	Western Australia	14	0	0	14
Frank Prendergast House	Western Australia	<6	0	0	<6
Joseph Cooke House	Western Australia	12	0	0	12
Karingal Green	Western Australia	6	0	6	12
Karri and Tuart Lodge	Western Australia	23	0	10	33
Little Sisters of the Poor Glendalough Home	Western Australia	0	0	<6	<6
Mercy Place Lathlain	Western Australia	<6	0	0	<6
Midland Nursing Home	Western Australia	<6	0	<6	<6
MYVISTA Balcatta	Western Australia	<6	0	0	<6
Regents Garden - Bateman	Western Australia	<6	0	0	<6
Regis Weston	Western Australia	<6	0	<6	<6
SwanCare Waminda	Western Australia	<6	0	0	<6
The Richardson West Perth	Western Australia	15	0	<6	n/p
Villa Pelletier Hostel	Western Australia	20	0	<6	n/p