



COVID-19 outbreaks in Australian residential aged care facilities

National snapshot

As at 8:00 am 2 September 2022 there are 2,436 active COVID-19 cases in 388 active outbreaks in residential aged care facilities across Australia. There has been 109 new outbreaks, 61 new resident deaths and 2,059 combined new resident and staff cases since 26 August 2022.

Table 1: Aged Care COVID-19 data as at 8.00am 2 September 2022¹

Category	Active ²	Previous 7 days	Cumulative Total	Previous 7 days
Outbreaks ³	388	-120	7,897	109
Residential Aged Care Facilities affected	388	-120	2,709	6
Resident Cases ⁴	1,779	-365	89,938	1,476
Resident Deaths ⁴	N/A	N/A	3,918	61
Staff Cases	657	-131	59,325	583

As at 9 pm, 1 September 2022 there has been a total of 10,042,846 cases of COVID-19 reported, including 107,619 active cases and 13,957 deaths in Australia, since the beginning of the pandemic.

Table 2: Overview of Active Outbreaks in Australia

	NSW	VIC	SA	QLD	TAS	NT	ACT	WA	Total
Total Facilities with outbreaks	153	90	43	55	7	0	7	33	388
Total number of active resident cases	868	394	117	175	58	0	31	136	1,779
Total number of active staff cases	309	129	46	103	7	0	8	55	657
Total Outbreaks Opened since last Report	45	32	7	14	2	0	2	7	109
Total Outbreaks Closed Since last Report	91	45	27	39	1	0	0	26	229

¹ Outbreak opening and closure includes changes in the status of exposure sites to outbreaks (and vice versa), which are applied retrospectively to facility records. New case information can also change the status of a recovered site back to an active outbreak site. As a result, changes in active outbreak status may not align with day on day variations to active totals. These adjustments will also affect the number of cases in staff and residents reported each week.

² Active residents and staff cases are the total currently positive cases in active outbreaks

³ An outbreak is considered to be active pending advice from the relevant Public Health Unit. An outbreak is defined as at least 1 positive case in a resident or 2+ cases in staff.

⁴ Case numbers and numbers of deaths are dependent upon reporting from facilities and validation of deaths from state and territory governments.

Figure 1: National Outbreak Trends in Aged Care⁵

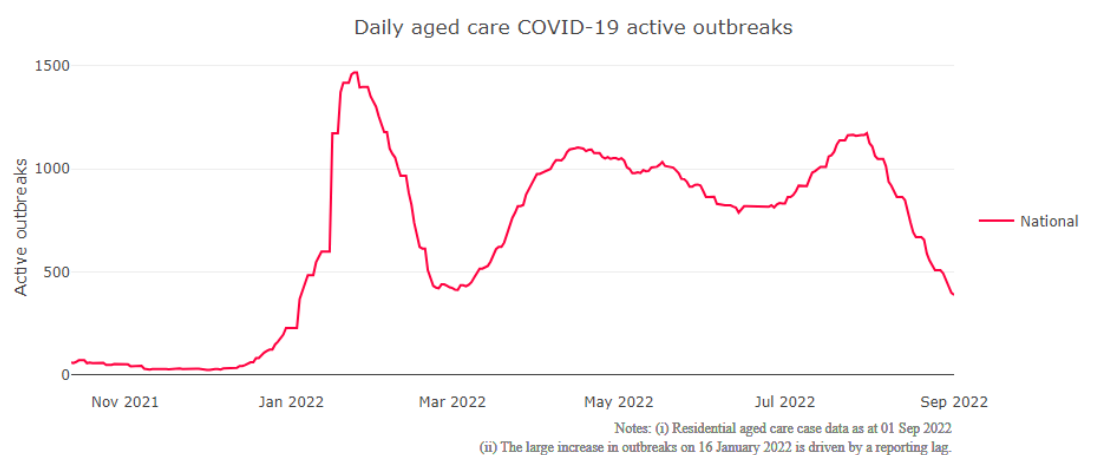
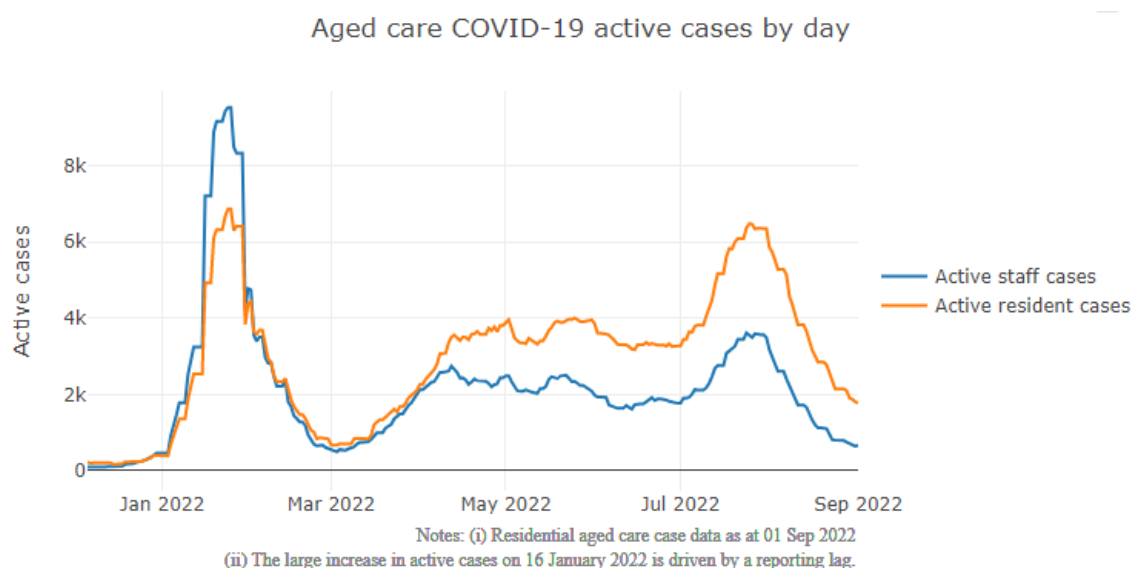


Figure 2: Trends in Aged Care Cases – January 2022 to Present



Mortality

For the period of 1 January to 2 September 2022, COVID-19 is recorded as the cause of death in 7.7 per cent of all deaths in permanent residents in aged care facilities.

Since the beginning of the Omicron outbreak in late November 2021, there have been 44,212 deaths in residential aged care from all causes (report period from 29 November to

⁵ For Figures 1, 2 and 3:

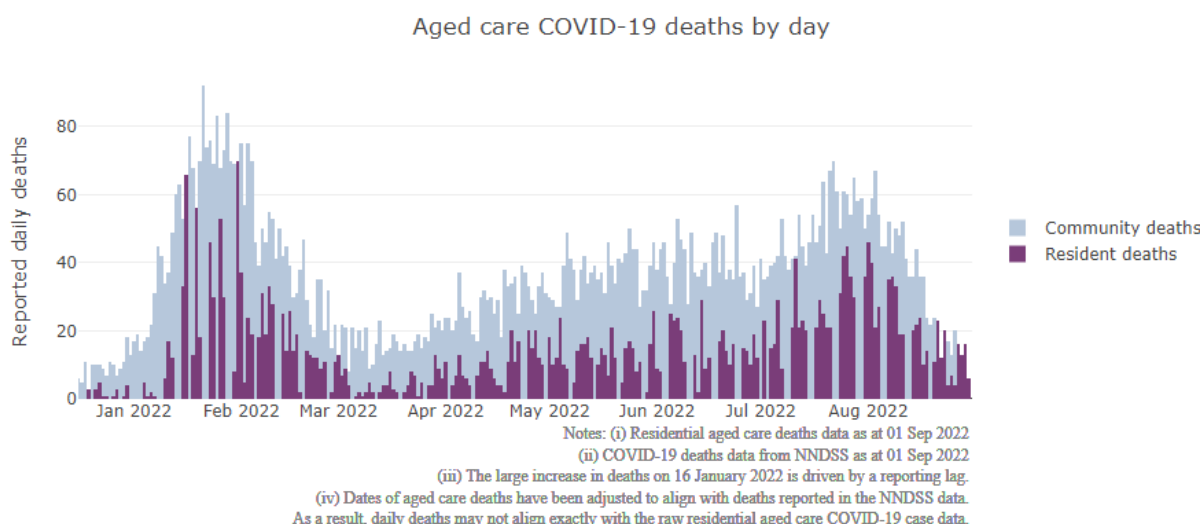
(i) Changes in the status of exposure sites to outbreaks (and vice versa) have been applied retrospectively to facility records - these changes impact the total staff cases, resident cases, and/or resident deaths reported

(ii) For outbreaks that have re-opened due to subsequent case information received, days when the outbreak were previously reported as recovered have been retrospectively corrected to active – as a result the historic total number of daily active outbreaks are subject to change and may not align with the last published reports.

16 August 2022)⁶. COVID-19 deaths account for 6.9% of this figure.

Over the course of the pandemic, all-cause excess mortality in Residential Aged Care was below expected numbers in 2020, and within expected range in 2021.

Figure 3 -COVID-19 Deaths in Residential Aged Care Facilities overlaid with Community deaths



Workforce in active residential aged care outbreaks

As at 2 September 2022, workforce surge staff have filled a total of 134,242 shifts in aged care services impacted by COVID-19, including 1,704 in the past 7 days. In the past 7 days (to 1 September) surge workforce providers have assisted 98 residential aged care homes. These shifts include roles for GPs, nurses, care workers, allied health workers, executive and ancillary staff. This includes:

Table 3: Workforce resources supplied to residential aged care facilities

Workforce provider	Total Shifts	Previous 7 days
Recruitment, Consulting and Staffing Association	84,503	1,197
Healthcare Australia (Workforce Surge)	11,581	228
Healthcare Australia (NACER)	2,295	N/A
Mable	2,711	N/A
Aspen Medical	18,579	110
HealthX	10,518	169
Torrens	4,055	N/A

As at 2 September 2022, the Australian Defence force (ADF) has 35 personnel deployed to

⁶ Data accessed 16 August 2022. Figures are live and subject to change. Source: Department of Health Aged Care Data Warehouse, unpublished. Figures remain unchanged as the Department is transferring to a new data source and will be further updated in the report on 9 September.

support residential aged care homes. A cumulative total of 522 facilities have been supported by the ADF since February 2022.

Vaccination in Residential Aged Care Facilities

The Australian Government's COVID-19 vaccination program is delivering in-reach vaccine services for aged care residents and workers across Australia, through Commonwealth vaccine providers, primary care and self-vaccination services by aged care providers.

The Government continues to provide all residential aged care facilities with access to COVID vaccination clinics to ensure residents have every opportunity to get their fourth dose. As at 2 September 2022, there are currently 142,140 residents eligible for fourth doses. In total 115,241 residents (81.1% of eligible residents) have received a fourth dose.

As at 2 September 2022, a total of 618,345 doses of COVID-19 vaccines have been administered to residents in residential aged care facilities. Information is now received from the Australian Immunisation Register, meaning reported numbers may differ from previous reports. Information from the Australian Immunisation Register provides a more accurate representation of residents currently in residential aged care.

Residential aged care fourth dose vaccination summary									
	National	NSW	VIC	QLD	SA	WA	TAS	NT	ACT
Total residents who have received a fourth dose	115,241	37,381	32,566	21,656	9,810	9,139	2,811	246	1,632
Percentage against total residents*	(63.6%)	(64.0%)	(69.7%)	(59.4%)	(62.7%)	(55.1%)	(62.8%)	(55.2%)	(70.8%)
Percentage against eligible residents (interval only)**	(74.9%)	(74.4%)	(78.8%)	(72.9%)	(75.1%)	(68.8%)	(74.3%)	(73.2%)	(78.0%)
Percentage against eligible residents (interval and case overlay)***	(81.1%)	(80.6%)	(84.1%)	(79.3%)	(80.6%)	(76.4%)	(82.3%)	(87.0%)	(85.4%)

Sources: Aged care AIR data as at 1 September 2022, AIR mapping file for residents in permanent residential RACFs as at 13 May 2022, AUS-CAIRS aged care resident case data as at 31 August 2022.

* Residents who have had a fourth dose of a COVID-19 vaccine (this may include the booster dose for severely immunocompromised residents) total residents in Commonwealth funded positions in residential aged care facilities

** Residents who have had a fourth dose of a COVID-19 vaccine (this may include the booster dose for severely immunocompromised residents) over total residents who have had a third dose of a COVID-19 vaccine over 3 months ago (this may include the third primary course dose for severely immunocompromised residents)

*** Residents who have had a fourth dose of a COVID-19 vaccine (this may include the booster dose for severely immunocompromised residents) over total residents who have had a third dose of a COVID-19 vaccine over 3 months ago with case overlay applied (this may include the third primary course dose for severely immunocompromised residents). Eligible residents have been reduced by an estimate of the number of COVID cases in the facility. The number of cases is calculated by the number of cases self-reported through AUS-CAIRS over the last 90 days adjusted by the fourth dose vaccination rate in a facility (percentage by eligible residents).

Oral antiviral treatments

Distribution of the oral anti-viral Lagevrio (Molnupiravir) commenced on 6 February 2022 to all RACFs with outbreak sites prioritised for delivery. The National Medical Stockpile has deployed 48,269 treatment courses of Lagevrio (Molnupiravir) to aged care facilities.

25,334 prescriptions for Lagevrio (Molnupiravir) have been issued to residents in residential aged care facilities, with a further 613 prescriptions for Paxlovid (nirmatrelvir + ritonavir) also issued since 28 February 2022 and up to 28 August 2022.

Infection control and audits

The Aged Care Quality and Safety Commission (Commission) conducts a range of site and non-site activities to monitor and assess residential aged care services, including site audits and assessment contacts (site and non-site) (see Table 5 below). In August 2020, the Commission commenced an infection control monitoring (ICM) spot check program in all Australian jurisdictions.

The ICM spot check program involves on-site visits to residential aged care services, without an outbreak, to check compliance with personal protective equipment (PPE) and infection control arrangements. The purpose of the ICM spot check is to observe infection control practices, to ensure that staff, management and visitors were adhering to safe personal protective equipment protocols and to safe infection control arrangements as required under the quality standards.

As at 1 September 2022, the Commission had conducted 3,939 ICM spot checks to observe infection control practices and PPE protocols in residential aged care facilities.

Table 5: Total Quality Assessment and Monitoring Activities with residential services (including IPC), by type and month 1 March 2020 to 1 September 2022

Regulatory Activities	2019-20 (1 Mar - 30 Jun 2020)	2020-21	2021-22	2022-23 (to 1 September 2022)	Total
Site visits	318	3,452	1,733	530	6,033
Non-site activities	3,709	8,390	6,627	241	18,967
Total activities	4,027	11,842	8,360	771	25,000

Appendix 1: National residential aged care services with Active outbreaks COVID-19

Please note, information reported in this table has been directly reported to the Department of Health and Aged Care by residential aged care facilities. Total incidents refers to all staff and resident cases associated with the active outbreak and may not reflect the count of currently active cases. Where numbers have been incorrectly reported, facilities are able to correct these in the COVID-19 Support Portal through My Aged Care.

Service Name	State	Resident Cases	Resident Deaths	Staff Cases	Total Incidents
Fred Ward Gardens	Australian Capital Territory	7	0	1	8
Goodwin Farrer (George Sautelle House)	Australian Capital Territory	17	0	3	20
Jindalee Aged Care Residence	Australian Capital Territory	1	1	1	2
Mona Tait Gardens	Australian Capital Territory	13	1	2	15
Southern Cross Care Ozanam Residential Aged Care	Australian Capital Territory	2	0	0	2
St Andrews Village Hostel	Australian Capital Territory	9	0	6	15
Warrigal Care Stirling	Australian Capital Territory	27	0	2	29
Abbey House Aged Care	New South Wales	0	0	8	8
Adelene Nursing Home	New South Wales	4	0	3	7
Adventist Nursing Home	New South Wales	54	7	15	69
Alexander Campbell House	New South Wales	22	0	10	32
Anglican Care Bishop Tyrrell Place	New South Wales	7	2	2	9
Anglican Care C A Brown	New South Wales	2	0	3	5
Anthem	New South Wales	22	0	8	30
Arcare Glenhaven	New South Wales	0	0	2	2
Arcare Kanwal	New South Wales	35	3	11	46
Arthur Blackburn VC Gardens	New South Wales	7	0	2	9
Aurum Erina	New South Wales	47	0	13	60
Bankstown Terrace Care Community	New South Wales	15	0	6	21
BaptistCare Coinda Court	New South Wales	3	0	2	5
BaptistCare Niola Centre	New South Wales	5	0	2	7
BaptistCare Orana Centre	New South Wales	16	1	17	33
BaptistCare The Gracewood Centre	New South Wales	26	0	9	35
Bathurst Riverview Care Community	New South Wales	73	6	21	94
Beresford Hall	New South Wales	6	0	3	9
Bolton Clarke Cabrini	New South Wales	21	0	7	28

Bossley Parkside Care Community	New South Wales	18	0	5	23
Bupa Bexley	New South Wales	2	0	0	2
Bupa Clemton Park	New South Wales	6	0	1	7
Bupa Kempsey	New South Wales	3	0	4	7
Bupa Queens Park	New South Wales	2	0	1	3
Bupa Sutherland	New South Wales	4	0	0	4
Calvary Cessnock Retirement Community	New South Wales	6	0	4	10
Cameron Park Care Community	New South Wales	34	0	20	54
Canterbury Place Care Community	New South Wales	21	0	8	29
Carino Care at Rockdale	New South Wales	2	0	0	2
Carino Care at Sylvania	New South Wales	1	0	1	2
CASS Residential Aged Care Facility	New South Wales	9	9	1	10
Catholic Healthcare Bethlehem House	New South Wales	1	0	0	1
Catholic Healthcare Emmaus Village	New South Wales	1	0	0	1
Catholic Healthcare St Joseph's Aged Care	New South Wales	6	1	4	10
Charingfield	New South Wales	1	0	0	1
Christophorus House Hostel	New South Wales	2	0	1	3
Clelland Lodge	New South Wales	2	0	0	2
Coastal Waters Aged Care	New South Wales	3	0	1	4
Coffs Harbour Grange Care Community	New South Wales	34	0	22	56
Concord Community Hostel	New South Wales	7	0	3	10
Constitution Hill Aged Care	New South Wales	3	0	2	5
Cooinda Hostel	New South Wales	3	0	3	6
Dellacourt	New South Wales	0	0	3	3
Emmaus	New South Wales	5	0	3	8
Estia Health Camden	New South Wales	1	0	0	1
Estia Health Figtree	New South Wales	23	0	7	30
Estia Health Kilbride	New South Wales	4	2	0	4
Estia Health Manly Vale	New South Wales	2	0	3	5
Estia Health Taree	New South Wales	8	0	1	9

Estia Health Tuncurry	New South Wales	12	0	2	14
Fairlea Aged Care @ Penshurst	New South Wales	4	0	0	4
Ferndale Gardens Aged Care Facility	New South Wales	43	2	8	51
Gallipoli Home	New South Wales	27	1	2	29
Gillawarna Village	New South Wales	30	0	7	37
Goodhew Gardens	New South Wales	3	0	2	5
Goondee Aged Care Home	New South Wales	2	0	11	13
Greenhill Manor	New South Wales	17	0	2	19
Groves House	New South Wales	9	1	7	16
Gundagai Multi-Purpose Service	New South Wales	13	0	4	17
Hakea Grove Aged Care	New South Wales	1	0	3	4
HammondCare - Horsley	New South Wales	14	0	2	16
Heritage Botany	New South Wales	1	0	0	1
Illawarra Diggers	New South Wales	3	0	3	6
Illawarra Multi-Cultural Village Hostel	New South Wales	5	0	2	7
IRT Dalmeny	New South Wales	1	0	0	1
IRT Woonona	New South Wales	62	2	22	84
James Milson Village North Sydney	New South Wales	22	0	6	28
Jean Ross House	New South Wales	9	0	3	12
Juliana Village	New South Wales	1	0	9	10
Kanwal Gardens Care Community	New South Wales	38	3	15	53
Katoomba Views Care Community	New South Wales	15	0	4	19
Killara Gardens Aged Care	New South Wales	3	0	0	3
Killarney Court Aged Care Facility	New South Wales	24	0	14	38
Koonambil Aged Care	New South Wales	0	0	2	2
Lake Haven Court Aged Care Facility	New South Wales	15	0	3	18
Loreto Home of Compassion	New South Wales	9	0	4	13
MacKillop House	New South Wales	1	0	0	1
Macleay Valley House	New South Wales	1	0	0	1
Marco Polo Aged Care Facility	New South Wales	24	0	15	39

Marcus Loane House	New South Wales	1	0	1	2
Mareeba Aged Care	New South Wales	11	0	9	20
Mark Donaldson VC House	New South Wales	14	0	3	17
Maroba Nursing Home	New South Wales	54	2	32	86
Martyn Claver Aged Care	New South Wales	14	0	6	20
Mater Christi Aged Care Facility	New South Wales	3	0	6	9
Maybanke Aged Care Plus Centre	New South Wales	8	0	4	12
Meadowbank Grove Care Community	New South Wales	1	0	12	13
Menaville Nursing Home	New South Wales	2	0	0	2
Mercy Place Albury	New South Wales	2	0	0	2
Mercy Place Mount St Joseph's	New South Wales	3	0	1	4
Milford House Nursing Home	New South Wales	8	0	0	8
Minchinbury Manor	New South Wales	5	0	1	6
Moran Engadine	New South Wales	14	0	13	27
Moran Sylvania	New South Wales	15	0	3	18
Murrayvale Aged Care	New South Wales	2	0	0	2
Our Lady Of Consolation Nursing Home	New South Wales	1	0	1	2
Pathways Sailors Bay	New South Wales	2	0	0	2
Peninsula Villages Ltd	New South Wales	48	2	55	103
Porter Lodge	New South Wales	15	0	5	20
Quakers Hillside Care Community	New South Wales	14	1	0	14
Raymond Terrace Gardens Care Community	New South Wales	2	0	0	2
Redleaf Manor Aged Care	New South Wales	15	0	0	15
Regis Port Macquarie	New South Wales	24	0	8	32
RFBI Lakemba Masonic Village	New South Wales	13	0	0	13
RFBI Moonbi Masonic Village - Moonby	New South Wales	17	0	8	25
Richmond Lodge	New South Wales	2	0	1	3
RSL ANZAC Village	New South Wales	1	0	0	1
Russian Relief Association of St Sergius of Radonezh	New South Wales	38	1	16	54
Rutherford Park Care Community	New South Wales	51	0	16	67

Scalabrini Village Chipping Norton	New South Wales	2	0	4	6
Shoalhaven Place Care Community	New South Wales	0	0	4	4
Sienna Grange Aged Care	New South Wales	1	0	0	1
Southern Cross Care Marsfield Residential Aged Care	New South Wales	3	0	1	4
Southern Cross Care Orana Residential Aged Care	New South Wales	15	1	6	21
Southern Cross Care Reynolds Court Residential Aged Care	New South Wales	1	0	3	4
St Agnes Site	New South Wales	26	2	17	43
St Ezekiel Moreno Nursing Home	New South Wales	2	0	0	2
St Patrick's Green	New South Wales	11	0	6	17
St Vincent's Care Services Auburn	New South Wales	8	0	2	10
St Vincent's Care Services Haberfield	New South Wales	1	0	1	2
St Vincent's Care Services Heathcote	New South Wales	6	0	0	6
St Vincent's Care Services Yennora	New South Wales	9	0	3	12
Stella Maris Aged Care Facility	New South Wales	15	0	4	19
SummitCare Liverpool-173	New South Wales	9	1	2	11
SummitCare St Marys	New South Wales	19	1	4	23
SummitCare Waverley	New South Wales	14	0	5	19
SWIAA Gardens	New South Wales	27	2	7	34
Tarragal House	New South Wales	43	2	5	48
Teloca House Hostel	New South Wales	1	0	0	1
Terrey Hills Nursing Home	New South Wales	6	0	0	6
The Glen Residential Care Service	New South Wales	39	3	24	63
The Orchards Aged Care	New South Wales	1	0	1	2
The Village by Scalabrini	New South Wales	38	0	3	41
The Whiddon Group - Belmont	New South Wales	3	0	2	5
The Whiddon Group - Glenfield	New South Wales	1	0	0	1
The Whiddon Group - Kelso	New South Wales	3	0	0	3
The Whiddon Group - Narrabri - Jessie Hunt	New South Wales	26	1	13	39
Trangie Multi-Purpose Service	New South Wales	6	0	3	9
Tweed River Care Community	New South Wales	44	1	13	57

Uniting Berry	New South Wales	27	0	6	33
Uniting Bruce Sharpe Rockdale	New South Wales	0	0	3	3
Uniting Mingaletta Port Macquarie	New South Wales	6	0	3	9
Uniting Pacifica Nambucca Heads	New South Wales	18	0	9	27
Uniting Salamander Bay	New South Wales	1	0	1	2
Uniting Starrett Lodge Hamlyn Terrace	New South Wales	1	0	0	1
Uniting Wesley Heights Manly	New South Wales	18	0	1	19
Uralba Retirement Village	New South Wales	15	0	3	18
Wahroonga House	New South Wales	14	0	2	16
Warrigal Care Albion Park Rail	New South Wales	6	0	4	10
Warrigal Care Goulburn	New South Wales	4	0	7	11
Willandra Residential Aged Care Facility	New South Wales	3	0	1	4
Woollahra Montefiore Home	New South Wales	1	0	1	2
Yallaroo	New South Wales	1	0	1	2
501 Respite & Care Services	Queensland	15	0	5	20
Algester Lodge	Queensland	72	1	9	81
Anam Cara	Queensland	9	0	23	32
Anglicare SQ St John's Home for Aged Men	Queensland	3	0	1	4
Arcare Caboolture	Queensland	5	0	0	5
Berrinba Greens Care Community	Queensland	33	2	9	42
Bethesda Caring Centre	Queensland	1	0	4	5
Blue Care Arundel Woodlands Lodge Aged Care Facility	Queensland	27	1	12	39
Blue Care Bundaberg Pioneer Aged Care Facility	Queensland	1	0	1	2
Blue Care Kallangur Pilgrim Aged Care Facility	Queensland	9	0	4	13
Blue Care Kingaroy Canowindra Aged Care Facility	Queensland	8	0	5	13
Bolton Clarke Inverpine	Queensland	0	0	3	3
Bupa Mt Sheridan	Queensland	22	0	8	30
Cabanda Aged Care	Queensland	1	0	0	1
Calamvale Parklands Care Community	Queensland	12	1	4	16
Carinity Colthup Manor	Queensland	9	0	0	9

Carinity Karinya Place	Queensland	5	0	1	6
Childers Multipurpose Health Service	Queensland	3	0	2	5
Churches of Christ Bribe Aged Care Service	Queensland	20	0	12	32
Churches of Christ Golden Age Aged Care Service	Queensland	7	0	5	12
Churches of Christ Toowoomba Aged Care Service	Queensland	5	0	1	6
De Paul Villa Aged Care	Queensland	29	0	21	50
Embracia in Woodford	Queensland	30	0	18	48
Estia Health Gold Coast	Queensland	0	0	2	2
Estia Health Mudgeeraba	Queensland	1	0	2	3
Eventide Charters Towers	Queensland	1	0	0	1
Glenbrook	Queensland	16	0	9	25
Janoah Gardens	Queensland	5	0	1	6
Japara Robina Rise	Queensland	15	0	2	17
Jimbelunga Nursing Centre	Queensland	5	0	1	6
Jimboomba Community Aged Care	Queensland	25	0	6	31
Kabara Aged Care	Queensland	15	0	13	28
Kerrisdale Gardens	Queensland	0	0	2	2
Mercy Community Services - Emmaus	Queensland	9	0	4	13
Mundubbera Multipurpose Health Service	Queensland	2	0	2	4
Nazareth House Wynnum	Queensland	37	0	14	51
Oxley Grove Care Community	Queensland	0	0	5	5
Pinaroo Roma Inc	Queensland	3	0	0	3
Pine Lodge Home for the Aged	Queensland	30	1	11	41
Pyramid Residential Care Centre	Queensland	15	0	19	34
Regis Greenbank	Queensland	1	0	0	1
Regis Redlynch	Queensland	27	0	8	35
Regis Wynnum	Queensland	2	0	0	2
Rockpool RAC Morayfield	Queensland	40	0	26	66
Salem	Queensland	33	1	5	38
Seabrae Manor	Queensland	4	0	2	6

Southern Cross Care Edens Landing - Connolly Court	Queensland	22	0	7	29
Southern Cross Care Tara - Tarcoola	Queensland	22	2	12	34
Tabeel	Queensland	12	0	7	19
Tabeel	Queensland	21	1	7	28
The Laura Johnson Home	Queensland	24	1	6	30
TriCare Mt Gravatt Aged Care Residence	Queensland	1	0	0	1
Westhaven Nursing Home	Queensland	21	0	5	26
Wongaburra Garden Settlement Hostel	Queensland	41	1	19	60
Woombye Care	Queensland	2	0	2	4
ACH Group Residential Care - Yankalilla Centre	South Australia	2	0	4	6
All Care Aged Care The Vales	South Australia	36	2	2	38
AnglicareSA Elizabeth East	South Australia	9	0	5	14
Ardrossan Community Hostel	South Australia	2	0	0	2
Boandik Kessal	South Australia	1	0	0	1
Bucklands Residential Care	South Australia	22	0	7	29
Calvary St Catherine's Retirement Community	South Australia	16	0	9	25
Copperhouse Court Hostel	South Australia	2	0	2	4
Eastern Eyre - Cleve MPS	South Australia	9	0	3	12
Eldercare - South Park Minlaton	South Australia	10	0	7	17
Eldercare Evanston Park	South Australia	4	0	1	5
Eldercare Seaford	South Australia	55	2	37	92
Eldercare Trowbridge House	South Australia	3	0	1	4
Estia Health Aldgate	South Australia	8	0	0	8
Estia Health Burton	South Australia	18	1	7	25
Estia Health Craigmore	South Australia	4	0	1	5
Estia Health Lockleys	South Australia	25	0	2	27
Estia Health Salisbury	South Australia	5	0	1	6
Glenrose Court	South Australia	5	0	2	7
Helping Hand Aged Care - Golden Grove	South Australia	14	0	7	21
Helping Hand Aged Care - Ingle Farm	South Australia	50	4	24	74

Helping Hand Aged Care - Lealholme Port Pirie	South Australia	2	0	2	4
Helping Hand Aged Care - Rotary House	South Australia	21	0	3	24
Japara Brighton	South Australia	0	0	2	2
Japara The Homestead	South Australia	13	0	3	16
John Paul II Village Residential Care	South Australia	4	0	1	5
Keith & District Hospital Inc	South Australia	1	0	0	1
Matthew Flinders Home Inc	South Australia	24	0	16	40
McCracken Views Residential Care	South Australia	0	0	2	2
Oakfield Lodge Residential Care	South Australia	3	0	0	3
Oakwood Aged Care	South Australia	39	2	7	46
Parkrose Village	South Australia	11	0	1	12
Resthaven Marion	South Australia	73	5	57	130
Resthaven Murray Bridge	South Australia	57	1	31	88
Resthaven Paradise	South Australia	5	0	4	9
Ridgehaven Residential Care Centre	South Australia	7	0	1	8
Rose Court Aged Care Facility	South Australia	4	0	3	7
Sheoak Lodge	South Australia	16	0	10	26
St Basil's at St Peters	South Australia	5	0	0	5
Star Of The Sea Home For The Aged	South Australia	9	0	7	16
The Philip Kennedy Centre Residential Care	South Australia	4	0	2	6
The Pines Lodge Residential Care	South Australia	77	8	10	87
War Veterans Home Myrtle Bank	South Australia	4	0	3	7
Campbell Town Health and Community Services	Tasmania	2	0	0	2
Eliza Purton Home	Tasmania	23	0	14	37
Fred French Nursing Home	Tasmania	34	0	3	37
Rivulet	Tasmania	3	0	0	3
Rubicon Grove	Tasmania	1	0	0	1
The Queen Victoria Home	Tasmania	23	0	2	25
Uniting AgeWell Strathdevon	Tasmania	9	0	1	10
Alpine Health - Kiewa Valley House MPS	Victoria	10	1	3	13

Arcare Brighton	Victoria	7	0	0	7
Arcare Burnside	Victoria	21	0	7	28
Arcare Nirvana Avenue	Victoria	6	0	1	7
Arcare Portarlinton	Victoria	8	0	0	8
Ashleigh House Hostel	Victoria	1	0	0	1
Aurum Plenty	Victoria	9	0	0	9
Aurum Reservoir	Victoria	6	0	2	8
Banawah	Victoria	15	0	6	21
Banksia Lodge Residential Aged Care Service	Victoria	3	0	1	4
Baptcare - Westhaven Community	Victoria	27	0	4	31
Baptcare The Orchards Community	Victoria	0	0	3	3
Belvedere Aged Care	Victoria	5	0	0	5
Benetas Corowa Court	Victoria	1	0	1	2
Benetas Dalkeith Gardens	Victoria	2	0	2	4
Benetas St Paul's Terrace	Victoria	13	0	5	18
BlueCross Gardenia	Victoria	1	0	0	1
BlueCross Ivanhoe	Victoria	64	1	17	81
BlueCross Monterey	Victoria	1	0	0	1
BlueCross The Boulevard	Victoria	6	0	12	18
Bupa Donvale	Victoria	5	1	0	5
Bupa Eastwood	Victoria	16	0	5	21
Campbell Place	Victoria	1	0	0	1
Casterton Memorial Hospital Nursing Home	Victoria	1	0	0	1
Charles Brownlow Retirement Village	Victoria	17	0	5	22
Charlesbrook	Victoria	2	0	1	3
Corangamarah	Victoria	1	0	0	1
Craigcare Mornington	Victoria	9	0	2	11
Edenvale Manor Aged Care Facility	Victoria	9	0	3	12
Epping Gardens	Victoria	18	1	3	21
Epping Meadows Care Community	Victoria	9	0	2	11

Estia Health Altona Meadows	Victoria	2	0	1	3
Estia Health Wattle Glen	Victoria	45	1	13	58
Estia Health Werribee	Victoria	23	2	4	27
Eva Tilley Memorial Hostel	Victoria	13	0	1	14
Fronditha Thalpori Aged Care Services - St Albans	Victoria	13	0	3	16
Gibson Street Complex	Victoria	1	0	0	1
Golden Oaks Nursing Home	Victoria	4	0	2	6
HammondCare - The Glens	Victoria	1	0	0	1
Havilah on Palmerston	Victoria	0	0	3	3
Heritage Northcote	Victoria	2	0	2	4
Holloway Aged Care Services	Victoria	15	0	0	15
Holmwood Aged Care	Victoria	22	0	13	35
Hope Aged Care Gladstone Park	Victoria	0	0	2	2
Japara Central Park	Victoria	25	0	3	28
Japara Elanora	Victoria	11	1	0	11
Japara Goonawarra	Victoria	6	0	2	8
Japara Kirralee	Victoria	7	0	3	10
Japara Roccoco	Victoria	0	0	2	2
Japara The Regent	Victoria	2	0	0	2
Kalya Care	Victoria	11	1	2	13
Kaniva Hostel	Victoria	2	0	3	5
Killara Hostel	Victoria	2	0	1	3
Kolor Lodge Hostel	Victoria	2	0	0	2
Langwarrin Community Aged Care	Victoria	29	0	5	34
Lynden Aged Care	Victoria	10	0	0	10
mecwacare Ballan Aged Care Facility	Victoria	6	0	2	8
mecwacare Trescowthick Centre	Victoria	2	0	0	2
Mercy Place Boronia	Victoria	5	0	8	13
Mercy Place Dandenong	Victoria	3	0	0	3
Mercy Place Fernhill	Victoria	7	0	0	7

Mercy Place Montrose	Victoria	3	0	0	3
Mitchell House Hostel	Victoria	5	0	5	10
Northside Aged Persons Mental Health Residential Care Facility	Victoria	1	0	0	1
Otway Health MPS	Victoria	2	0	2	4
Parkdale Aged Care	Victoria	14	0	5	19
Peninsula Grange Aged Care	Victoria	11	0	4	15
Penshurst Nursing Home	Victoria	3	0	4	7
Racecourse Grange Residential Care	Victoria	8	0	2	10
Rathdowne Place	Victoria	9	0	1	10
Regis Fawkner	Victoria	29	1	7	36
Rowville Manor	Victoria	17	1	2	19
Royal Freemasons Bacchus Marsh	Victoria	3	0	0	3
Royal Freemasons Benalla	Victoria	11	0	1	12
Royal Freemasons Moe	Victoria	2	0	4	6
Royal Freemasons Sale	Victoria	1	0	0	1
Samarinda Lodge	Victoria	4	0	3	7
St Andrew's Hostel	Victoria	2	0	1	3
St Paul's Hostel for the Elderly	Victoria	7	0	2	9
Sunlight Residential Aged Care	Victoria	34	0	0	34
Templestowe Manor	Victoria	21	0	2	23
Twin Parks Aged Care Centre	Victoria	34	0	2	36
Uniting AgeWell Noble Park	Victoria	3	0	0	3
Victoria Grange Residential Aged Care Facility	Victoria	4	0	0	4
Villa Maria Catholic Homes Bundoora Aged Care Residence	Victoria	6	0	6	12
Villa Maria Catholic Homes St Catherine's Aged Care Residence	Victoria	2	0	0	2
Waranga Health	Victoria	13	0	6	19
Waranga Health	Victoria	3	0	2	5
Warramunda Village Hostel	Victoria	1	0	0	1
Westmont Homestead	Victoria	7	0	0	7

Aegis Alfred Carson	Western Australia	7	0	6	13
Aegis Amberley	Western Australia	3	0	1	4
Aegis Amherst	Western Australia	21	0	2	23
Aegis Banksia Park	Western Australia	2	0	2	4
Aegis Hermitage	Western Australia	7	0	1	8
Aegis Hilton Park	Western Australia	2	0	2	4
Aegis Shoreline	Western Australia	2	0	2	4
Bethanie Beachside	Western Australia	50	2	17	67
Bethanie Elanora Villas Nursing Home	Western Australia	26	0	6	32
Bethanie Peel	Western Australia	6	0	3	9
Bethanie Subiaco	Western Australia	3	0	1	4
Boyup Brook MPS	Western Australia	2	0	2	4
Brightwater Birralee	Western Australia	0	0	2	2
Brightwater Redcliffe	Western Australia	15	1	6	21
Canning Lodge	Western Australia	0	0	4	4
Denmark MPS	Western Australia	1	0	0	1
Exmouth MPS	Western Australia	1	0	0	1
Geraldton Shore Care Community	Western Australia	63	1	16	79
Juniper Bethshan	Western Australia	15	0	3	18
Kalkarni Residency	Western Australia	3	0	3	6
Koh-I-Noor Contemporary Care	Western Australia	1	0	0	1
Marine Views Cottesloe	Western Australia	35	0	5	40
Mercy Place Lathlain	Western Australia	2	0	0	2
MercyCare Joondalup	Western Australia	37	0	26	63
MercyCare Wembley Catherine McAuley	Western Australia	14	0	1	15
Plantagenet MPS	Western Australia	14	0	1	15
Regents Garden Scarborough Condore	Western Australia	1	0	0	1
Seaforth Gardens Senior Citizens' Residence	Western Australia	13	0	7	20
SwanCare Kingia/Tandara	Western Australia	0	0	2	2
SwanCare Waminda	Western Australia	0	0	2	2

The Queenslea	Western Australia	17	0	1	18
Victoria Park Hostel	Western Australia	2	0	4	6
Wattle Hill Lodge	Western Australia	9	0	9	18