



COVID-19 outbreaks in Australian residential aged care facilities

National snapshot

As at 8:00 am 14 September 2022 there are 1,654 active COVID-19 cases in 270 active outbreaks in residential aged care facilities across Australia. There have been 104 new outbreaks, 40 new resident deaths and 1,580 combined new resident and staff cases since 7 September 2022¹.

Table 1: Aged Care COVID-19 data as at 8.00am 14 September 2022²

Category	Active ³	Previous 7 days	Cumulative Total	Previous 7 days
Outbreaks ⁴	270	-69	8,061	104
Residential Aged Care Facilities affected	270	-68	2,717	7
Resident Cases ⁵	1,248	-151	91,657	1,164
Resident Deaths ⁴	N/A	N/A	3,981	40
Staff Cases	406	-31	59,814	416

Residential aged care homes with active outbreaks are included in Appendix 1.

Table 2: Overview of Active Outbreaks in Australia

	NSW	VIC	SA	QLD	TAS	NT	ACT	WA	Total
Total Facilities with outbreaks	97	75	28	36	5	0	6	23	270
Total number of active resident cases	484	381	153	91	10	0	20	109	1248
Total number of active staff cases	173	83	43	54	1	0	3	49	406
Total Outbreaks Opened since last Report	26	40	14	9	1	0	1	13	104
Total Outbreaks Closed Since last Report	72	43	13	23	2	0	0	20	173

¹ The reporting date of data has changed to align with the National COVID-19 weekly trends report from 16 September 2022. The previous seven days shows a comparison for this new reporting period.

² Outbreak opening and closure includes changes in the status of exposure sites to outbreaks (and vice versa), which are applied retrospectively to facility records. New case information can also change the status of a recovered site back to an active outbreak site. As a result, changes in active outbreak status may not align with day on day variations to active totals. These adjustments will also affect the number of cases in staff and residents reported each week.

³ Active residents and staff cases are the total currently positive cases in active outbreaks

⁴ An outbreak is considered to be active pending advice from the relevant Public Health Unit. An outbreak is defined as at least 1 positive case in a resident or 2+ cases in staff.

⁵ Case numbers and numbers of deaths are dependent upon reporting from facilities and validation of deaths from state and territory governments.

Figure 1: National Outbreak Trends in Aged Care⁶

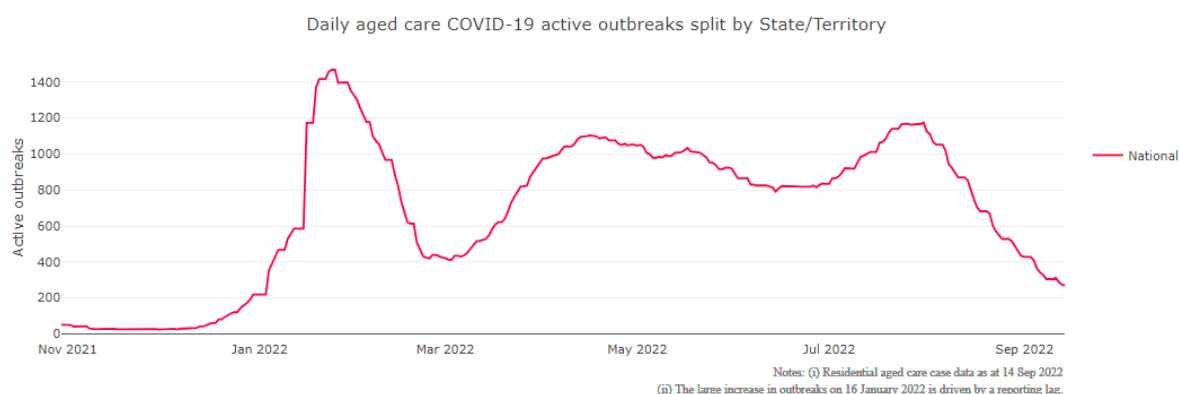
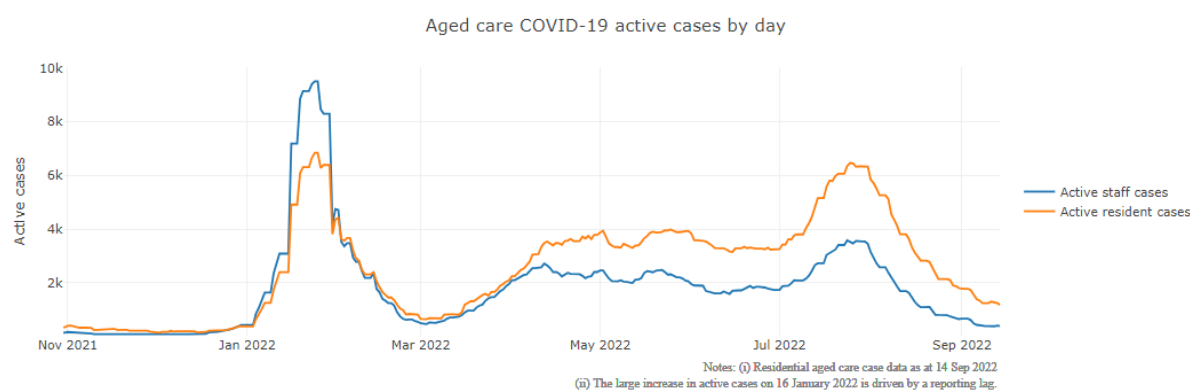


Figure 2: Trends in Aged Care Cases – January 2022 to Present



Mortality

For the period of 1 January to 12 September 2022, COVID-19 is recorded as the cause of death in 7.1 per cent of all deaths in permanent residents in aged care facilities.

Since the beginning of the Omicron outbreak in late November 2021, there have been 49,009 deaths in residential aged care from all causes (report period from 29 November to 12 September 2022)⁷. COVID-19 deaths account for 6.3% of this figure.

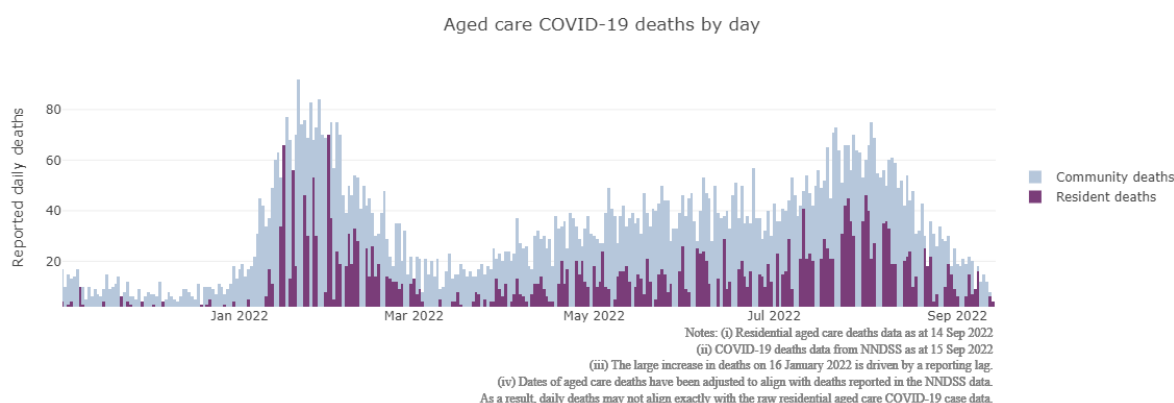
Over the course of the pandemic, all-cause excess mortality in Residential Aged Care was below expected numbers in 2020, and within expected range in 2021.

⁶ For Figures 1, 2 and 3:

(i) Changes in the status of exposure sites to outbreaks (and vice versa) have been applied retrospectively to facility records - these changes impact the total staff cases, resident cases, and/or resident deaths reported
 (ii) For outbreaks that have re-opened due to subsequent case information received, days when the outbreak were previously reported as recovered have been retrospectively corrected to active – as a result the historic total number of daily active outbreaks are subject to change and may not align with the last published reports.

⁷ The Department is now accessing aged care deaths data from the SIEBEL dataset. Figures are live and subject to change. Source: Department of Health and Aged Care unpublished data / SIEBEL dataset.

Figure 3 -COVID-19 Deaths in Residential Aged Care Facilities overlaid with Community deaths



Workforce in active residential aged care outbreaks

As at 16 September 2022, workforce surge staff have filled a total of 137,403 shifts in aged care services impacted by COVID-19, including 1,422 in the past 7 days. In the past 7 days (to 9 September) surge workforce providers have assisted 75 residential aged care homes. These shifts include roles for GPs, nurses, care workers, allied health workers, executive and ancillary staff. This includes:

Table 3: Workforce resources supplied to residential aged care facilities

Workforce provider	Total Shifts	Previous 7 days
Recruitment, Consulting and Staffing Association	86,801	973
Healthcare Australia (Workforce Surge)	11,846	111
Healthcare Australia (NACER)	2,295	N/A
Mable	2,711	N/A
Aspen Medical	18,791	130
HealthX	10,904	208
Torrens	4,055	N/A

As at 15 September 2022, the Australian Defence force (ADF) has 25 personnel deployed to support residential aged care homes. A cumulative total of 536 facilities have been supported by the ADF since February 2022.

Oral antiviral treatments

Distribution of the oral anti-viral Lagevrio (Molnupiravir) commenced on 6 February 2022 to all RACFs with outbreak sites prioritised for delivery. The National Medical Stockpile has deployed 48,269 treatment courses of Lagevrio (Molnupiravir) to aged care facilities.

26,876 prescriptions for Lagevrio (Molnupiravir) have been issued to residents in residential aged care facilities, with a further 648 prescriptions for Paxlovid (nirmatrelvir + ritonavir) also issued since 28 February 2022 and up to 11 September 2022.

Vaccination in Residential Aged Care Facilities

The Australian Government's COVID-19 vaccination program is delivering in-reach vaccine services for aged care residents and workers across Australia, through Commonwealth vaccine providers, primary care and self-vaccination services by aged care providers.

The Government continues to provide all residential aged care facilities with access to COVID vaccination clinics to ensure residents have every opportunity to get their fourth dose. As at 15 September 2022, there are currently 149,008 residents eligible for fourth doses. In total 121,889 residents (81.8% of eligible residents) have received a fourth dose.

As at 15 September 2022, a total of 626,750 doses of COVID-19 vaccines have been administered to residents in residential aged care facilities. Information is now received from the Australian Immunisation Register, meaning reported numbers may differ from previous reports. Information from the Australian Immunisation Register provides a more accurate representation of residents currently in residential aged care.

Residential aged care fourth dose vaccination summary									
	National	NSW	VIC	QLD	SA	WA	TAS	NT	ACT
Total residents who have received a fourth dose	121,889	39,178	34,034	23,226	10,351	10,081	2,998	285	1,736
Percentage against total residents*	(67.3%)	(67.1%)	(72.8%)	(63.7%)	(60.8%)	(60.8%)	(67.0%)	(63.9%)	(75.3%)
Percentage against eligible residents (interval only)**	(76.7%)	(75.7%)	(81.1%)	(74.5%)	(71.4%)	(71.4%)	(77.4%)	(76.6%)	(82.2%)
Percentage against eligible residents (interval and case overlay)***	(81.8%)	(81.1%)	(85.3%)	(79.9%)	(76.6%)	(76.6%)	(83.9%)	(86.5%)	(87.3%)

Sources: Aged care AIR data as at 15 September 2022, AIR mapping file for residents in permanent residential RACFs as at 13 May 2022, AUS-CAIRS aged care resident case data as at 14 September 2022.

* Residents who have had a fourth dose of a COVID-19 vaccine (*this may include the booster dose for severely immunocompromised residents*) over total residents in Commonwealth funded positions in residential aged care facilities

** Residents who have had a fourth dose of a COVID-19 vaccine (*this may include the booster dose for severely immunocompromised residents*) over total residents who have had a third dose of a COVID-19 vaccine over 3 months ago (*this may include the third primary course dose for severely immunocompromised residents*)

*** Residents who have had a fourth dose of a COVID-19 vaccine (*this may include the booster dose for severely immunocompromised residents*) over total residents who have had a third dose of a COVID-19 vaccine over 3 months ago with case overlay applied (*this may include the third primary course dose for severely immunocompromised residents*). Eligible residents have been reduced by an estimate of the number of COVID cases in the facility. The number of cases is calculated by the number of cases self-reported through AUS-CAIRS over the last 90 days adjusted by the fourth dose vaccination rate in a facility (percentage by eligible residents).

Infection control and audits

The Aged Care Quality and Safety Commission (Commission) conducts a range of site and non-site activities to monitor and assess residential aged care services, including site audits and assessment contacts (site and non-site) (see Table 5 below). In August 2020, the Commission commenced an infection control monitoring (ICM) spot check program in all Australian jurisdictions.

The ICM spot check program involves on-site visits to residential aged care services, without an outbreak, to check compliance with personal protective equipment (PPE) and infection control arrangements. The purpose of the ICM spot check is to observe infection control practices, to ensure that staff, management and visitors were adhering to safe personal

protective equipment protocols and to safe infection control arrangements as required under the quality standards.

As at 15 September 2022, the Commission had conducted 3,978 ICM spot checks to observe infection control practices and PPE protocols in residential aged care facilities.

Table 5: Total Quality Assessment and Monitoring Activities with residential services (including IPC), by type and month 1 March 2020 to 15 September 2022

Regulatory Activities	2019-20 (1 Mar - 30 Jun 2020)	2020-21	2021-22	2022-23 (to 15 September 2022)	Total
Site visits	318	3,452	1,733	636	6,139
Non-site activities	3,709	8,390	6,631	328	19,058
Total activities	4,027	11,842	8,364	964	25,197

Appendix 1: National residential aged care services with Active outbreaks COVID-19

Please note, information reported in this table has been directly reported to the Department of Health and Aged Care by residential aged care facilities. Total incidents refers to all staff and resident cases associated with the active outbreak and may not reflect the count of currently active cases. Where numbers have been incorrectly reported, facilities are able to correct these in the COVID-19 Support Portal through My Aged Care.

Service Name	State	Resident Cases	Resident Deaths	Staff Cases	Total Incidents
Canberra Aged Care Facility	Australian Capital Territory	7	0	0	7
Fred Ward Gardens	Australian Capital Territory	20	0	2	22
Mona Tait Gardens	Australian Capital Territory	14	1	3	17
Southern Cross Care Ozanam Residential Aged Care	Australian Capital Territory	3	0	0	3
St Andrews Village Hostel	Australian Capital Territory	4	0	1	5
Warrigal Care Stirling	Australian Capital Territory	37	2	1	38
Advantaged Care at Prestons Lodge	New South Wales	19	1	5	24
Alexander Campbell House	New South Wales	21	0	11	32
Alstonville Adventist Aged Care Facility	New South Wales	4	0	4	8
Anglican Care Bishop Tyrrell Place	New South Wales	8	2	2	10
Anglicare Barry Marsh House	New South Wales	1	0	0	1
Arcare Glenhaven	New South Wales	8	0	0	8
Arthur Blackburn VC Gardens	New South Wales	7	1	2	9
BaptistCare Maranoa Centre - Alstonville	New South Wales	1	0	1	2
BaptistCare Morven Gardens Centre	New South Wales	0	0	4	4
BaptistCare The Gracewood Centre	New South Wales	28	1	11	39
Bathurst Riverview Care Community	New South Wales	84	6	23	107
Bayswater Gardens	New South Wales	0	0	2	2
Beecroft House Aged Care	New South Wales	5	0	1	6
Bexley Care Centre	New South Wales	25	0	0	25
Bolton Clarke Winders Lodge	New South Wales	0	0	3	3
Bossley Parkside Care Community	New South Wales	24	1	7	31
Buckland	New South Wales	2	0	4	6
Bupa Banora Point	New South Wales	12	1	7	19
Bupa Clemton Park	New South Wales	6	0	1	7
Bupa Queens Park	New South Wales	16	0	3	19
Calvary Cessnock Retirement Community	New South Wales	10	1	4	14

Service Name	State	Resident Cases	Resident Deaths	Staff Cases	Total Incidents
Carino Care at Rockdale	New South Wales	4	1	0	4
Catholic Healthcare George Mockler Hostel	New South Wales	3	0	1	4
Catholic Healthcare Holy Spirit Croydon	New South Wales	1	0	1	2
Catholic Healthcare St Joseph's Aged Care	New South Wales	6	1	2	8
Coastal Waters Aged Care	New South Wales	2	0	2	4
Coffs Harbour Grange Care Community	New South Wales	40	0	25	65
Cooinda Hostel	New South Wales	3	0	5	8
Crowley Retirement Village	New South Wales	3	0	1	4
Dellacourt	New South Wales	9	0	6	15
Elizabeth Lodge Hostel	New South Wales	1	0	0	1
Emmaus	New South Wales	6	0	6	12
Estia Health Camden	New South Wales	5	0	3	8
Estia Health Figtree	New South Wales	31	0	7	38
Estia Health Kogarah	New South Wales	9	0	1	10
Fitzgerald Memorial Aged Care Facility Limited	New South Wales	5	0	1	6
Goodhew Gardens	New South Wales	3	0	2	5
Goondee Aged Care Home	New South Wales	23	0	0	23
Greenhill Manor	New South Wales	19	0	5	24
HammondCare - Princess Juliana Lodge	New South Wales	5	0	1	6
Harbison Moss Vale	New South Wales	3	0	1	4
Hunters Hill Montefiore Home	New South Wales	1	0	2	3
Huntingdon Gardens Aged Care Facility	New South Wales	21	0	3	24
Illawarra Multi-Cultural Village Hostel	New South Wales	14	0	7	21
IRT Thomas Holt Kirrawee	New South Wales	8	0	2	10
IRT William Beach Gardens	New South Wales	12	0	3	15
Kanwal Gardens Care Community	New South Wales	40	3	17	57
Killarney Court Aged Care Facility	New South Wales	24	0	18	42
Lansdowne Gardens	New South Wales	1	0	1	2
Marco Polo Aged Care Facility	New South Wales	41	0	21	62

Service Name	State	Resident Cases	Resident Deaths	Staff Cases	Total Incidents
Marcus Loane House	New South Wales	1	0	1	2
Maroba Nursing Home	New South Wales	59	1	35	94
Mary Andrews Retirement Village Hostel	New South Wales	2	0	0	2
Maybanke Aged Care Plus Centre	New South Wales	12	0	7	19
Minchinbury Manor	New South Wales	10	0	3	13
Moran Engadine	New South Wales	18	0	16	34
Moran Sylvania	New South Wales	19	0	2	21
Myoora Homestead Hostel	New South Wales	2	0	0	2
Oran Park House Aged Care Facility	New South Wales	1	0	0	1
Pathways Sailors Bay	New South Wales	6	1	1	7
Randwick Montefiore Home	New South Wales	7	0	6	13
Raymond Terrace Gardens Care Community	New South Wales	3	0	0	3
Regis Port Macquarie	New South Wales	26	0	9	35
RFBI Bathurst Masonic Village	New South Wales	10	0	8	18
RFBI Benhome Masonic Village	New South Wales	13	0	3	16
RFBI Dubbo Masonic Village	New South Wales	8	0	7	15
RFBI Hawkins Masonic Village - Acacia House	New South Wales	2	0	1	3
RFBI Lakemba Masonic Village	New South Wales	15	0	2	17
RSL ANZAC Village	New South Wales	1	0	1	2
Russian Relief Association of St Sergius of Radonezh	New South Wales	47	1	20	67
Rutherford Park Care Community	New South Wales	53	0	19	72
Southern Cross Care Reynolds Court Residential Aged Care	New South Wales	24	0	4	28
St Basil's Randwick	New South Wales	8	0	1	9
St Ezekiel Moreno Nursing Home	New South Wales	3	0	0	3
St Patrick's Green	New South Wales	13	1	9	22
St Vincent's Care Services Bronte	New South Wales	1	0	0	1
St Vincent's Care Services Heathcote	New South Wales	14	1	1	15
St Vincent's Care Services Yennora	New South Wales	19	0	7	26
Strathearn House	New South Wales	16	0	14	30

Service Name	State	Resident Cases	Resident Deaths	Staff Cases	Total Incidents
SummitCare Waverley	New South Wales	21	0	6	27
Tarragal House	New South Wales	56	2	5	61
Teloca House Hostel	New South Wales	1	0	0	1
The Glen Residential Care Service	New South Wales	42	4	25	67
The Whiddon Group - Belmont	New South Wales	9	0	3	12
The Whiddon Group - Glenfield	New South Wales	22	1	7	29
The Whiddon Group - Kelso	New South Wales	31	0	13	44
The Whiddon Group - Narrabri - Robert Young	New South Wales	1	0	1	2
The Whiddon Group - Temora	New South Wales	11	0	1	12
The Whiddon Group Temora - Greenstone	New South Wales	11	0	1	12
Tocumwal Lions Community Hostel	New South Wales	8	0	3	11
Uniting Edinglassie Emu Plains	New South Wales	5	0	2	7
Uniting Mingaletta Port Macquarie	New South Wales	15	0	12	27
Uniting Pacifica Nambucca Heads	New South Wales	22	0	15	37
Uniting The Marion Leichhardt	New South Wales	5	0	0	5
Wahroonga House	New South Wales	1	0	0	1
Woollahra Montefiore Home	New South Wales	1	0	1	2
Yallabee Village	New South Wales	1	0	0	1
501 Respite & Care Services	Queensland	27	1	12	39
Anam Cara	Queensland	15	0	6	21
Berrinba Greens Care Community	Queensland	34	2	12	46
Blue Care Bundaberg Millbank Aged Care Facility	Queensland	5	0	2	7
Blue Care Kallangur Pilgrim Aged Care Facility	Queensland	12	0	4	16
Bolton Clarke Cazna Gardens	Queensland	1	0	4	5
Bolton Clarke Fairview	Queensland	1	0	2	3
Bolton Clarke Galleon Gardens	Queensland	0	0	2	2
Bolton Clarke Milford Grange	Queensland	2	0	1	3
Bolton Clarke Moreton Shores	Queensland	5	1	0	5
Cabanda Aged Care	Queensland	8	0	4	12

Service Name	State	Resident Cases	Resident Deaths	Staff Cases	Total Incidents
Churches of Christ Fair Haven Aged Care Service Hervey Bay	Queensland	7	0	1	8
Churches of Christ Golden Age Aged Care Service	Queensland	7	0	5	12
Churches of Christ Moonah Park Aged Care Service	Queensland	2	0	1	3
Churches of Christ Toowoomba Aged Care Service	Queensland	8	0	1	9
De Paul Villa Aged Care	Queensland	36	2	22	58
Estia Health Mudgeeraba	Queensland	20	0	11	31
Glenella Care	Queensland	3	0	3	6
Japara Robina Rise	Queensland	15	0	3	18
Kerrisdale Gardens	Queensland	0	0	3	3
Mercy Community Services - Emmaus	Queensland	12	0	5	17
Mitchell Multipurpose Health Service	Queensland	2	0	3	5
Murroona Gardens	Queensland	2	1	1	3
NewDirection Care at Bellmere	Queensland	7	0	20	27
Norfolk Island Multi-Purpose Service	Queensland	4	0	2	6
Palm Lake Care Toowoomba	Queensland	2	0	2	4
Parkview	Queensland	1	0	1	2
Regis Kirwan	Queensland	1	0	0	1
Seabrae Manor	Queensland	4	0	3	7
Southern Cross Care Edens Landing - Connolly Court	Queensland	23	0	8	31
St Paul de Chartres Residential Aged Care	Queensland	1	0	6	7
Sunnymeade Park Aged Care Community	Queensland	3	0	4	7
Surat Multi-purpose Service	Queensland	2	0	1	3
The Plains	Queensland	13	0	3	16
Villa Maria Eastern Heights	Queensland	4	0	0	4
Woombye Care	Queensland	2	0	2	4
ACH Group Residential Care - Kapara	South Australia	3	0	1	4
All Care Aged Care The Vales	South Australia	19	2	0	19
Ananda Hope Valley Residential Care	South Australia	0	0	2	2
AnglicareSA Elizabeth East	South Australia	9	0	5	14

Service Name	State	Resident Cases	Resident Deaths	Staff Cases	Total Incidents
Boandik Kessal	South Australia	2	0	2	4
Coorong Health Service - Taillem Bend MPS	South Australia	1	0	0	1
Edenfield Family Care	South Australia	3	0	0	3
Eldercare Allambi	South Australia	1	0	0	1
Eldercare Sash Ferguson	South Australia	2	0	0	2
Estia Health Salisbury	South Australia	10	0	1	11
Estia Health Strathalbyn	South Australia	14	1	3	17
Helping Hand Aged Care - Ingle Farm	South Australia	58	4	28	86
Helping Hand Aged Care - Mawson Lakes Facility	South Australia	1	0	1	2
LHI Glynde	South Australia	22	0	1	23
McCracken Views Residential Care	South Australia	0	0	2	2
Oakfield Lodge Residential Care	South Australia	24	0	4	28
Parkrose Village	South Australia	25	0	2	27
Resthaven Aberfoyle Park	South Australia	0	0	4	4
Resthaven Bellevue Heights	South Australia	11	0	2	13
Resthaven Mount Gambier	South Australia	17	0	7	24
Resthaven Murray Bridge	South Australia	2	0	1	3
Resthaven Paradise	South Australia	5	0	5	10
Ridgehaven Residential Care Centre	South Australia	11	0	1	12
Semaphore Residential Care Centre	South Australia	1	0	0	1
St Joseph's House	South Australia	1	0	0	1
The Pines Lodge Residential Care	South Australia	77	8	10	87
War Veterans Home Myrtle Bank	South Australia	4	0	3	7
Yeltana Nursing Home	South Australia	23	0	11	34
Freemasons Nursing Home	Tasmania	3	0	0	3
Glenara Lakes	Tasmania	7	0	2	9
Rubicon Grove	Tasmania	2	0	0	2
Uniting AgeWell Strathdevon	Tasmania	13	0	1	14
Wynyard Care Centre	Tasmania	11	0	4	15

Service Name	State	Resident Cases	Resident Deaths	Staff Cases	Total Incidents
Alpine Health - Kiewa Valley House MPS	Victoria	2	0	0	2
Arcare Maidstone	Victoria	5	0	0	5
Arcare Sydenham	Victoria	1	0	0	1
Aurrum Plenty	Victoria	21	0	1	22
Bairnsdale Regional Health Service	Victoria	6	0	3	9
Baptcare - Westhaven Community	Victoria	1	0	0	1
Baptcare The Orchards Community	Victoria	2	0	3	5
Benetas Broughton Hall	Victoria	1	0	0	1
BlueCross Box Hill	Victoria	1	0	0	1
BlueCross Broughtonlea	Victoria	3	0	0	3
BlueCross The Boulevard	Victoria	13	0	3	16
BlueCross Western Gardens	Victoria	4	0	0	4
Camberwell Gardens	Victoria	1	0	1	2
Claremont Terrace	Victoria	22	0	0	22
Coppin Centre	Victoria	11	0	5	16
Dorothy Impey Home	Victoria	1	0	0	1
Elderly Chinese Home	Victoria	39	0	8	47
Emmy Monash Aged Care	Victoria	9	0	0	9
Estia Health Grovedale	Victoria	2	0	2	4
Eva Tilley Memorial Hostel	Victoria	1	0	0	1
Glendale Aged Care	Victoria	3	0	0	3
Golden Oaks Nursing Home	Victoria	14	0	7	21
Grant Lodge Aged Care Facility	Victoria	1	0	0	1
HammondCare - Caulfield Village	Victoria	1	0	0	1
Hepburn House	Victoria	2	1	0	2
Highton Gardens Care Community	Victoria	1	0	0	1
Hope Aged Care Gladstone Park	Victoria	0	0	2	2
Jacaranda House Hostel	Victoria	12	0	4	16
Jacaranda Village	Victoria	9	0	2	11

Service Name	State	Resident Cases	Resident Deaths	Staff Cases	Total Incidents
James Thomas Court	Victoria	6	0	1	7
Japara Central Park	Victoria	28	0	5	33
Japara Elanora	Victoria	2	0	0	2
Japara Goonawarra	Victoria	15	1	6	21
Japara Kirralee	Victoria	11	0	3	14
Japara The Regent	Victoria	19	0	1	20
Lilydale Aged Care	Victoria	1	0	1	2
Martin Luther Homes	Victoria	2	0	1	3
Mayflower Brighton	Victoria	6	0	0	6
mecwacare Elstoft House	Victoria	1	0	0	1
Mercy Health Bethlehem Home For The Aged	Victoria	2	0	1	3
Mercy Place Dandenong	Victoria	6	0	1	7
Mercy Place Fernhill	Victoria	11	0	0	11
Mercy Place Montrose	Victoria	5	0	0	5
Mercy Place Nixon	Victoria	11	0	0	11
Mitchell House Hostel	Victoria	6	0	6	12
Mooroopna Place Residential Aged Care Service	Victoria	4	0	1	5
Northside Aged Persons Mental Health Residential Care Facility	Victoria	1	0	0	1
Outlook Gardens Aged Care	Victoria	4	0	2	6
Paynesville Gardens Care Community	Victoria	14	0	0	14
Princes Court Homes Hostel	Victoria	12	0	3	15
Rathdowne Place	Victoria	23	0	3	26
Regis East Malvern	Victoria	1	0	0	1
Regis Ontario	Victoria	13	0	8	21
Regis Ringwood	Victoria	25	0	2	27
Regis Rosebud	Victoria	2	0	0	2
Rosary Home	Victoria	7	0	1	8
Rose Lodge	Victoria	37	0	10	47
Royal Freemasons Bacchus Marsh	Victoria	22	1	2	24

Service Name	State	Resident Cases	Resident Deaths	Staff Cases	Total Incidents
San Carlo Homes for the Aged	Victoria	4	0	2	6
St Paul's Hostel for the Elderly	Victoria	18	0	4	22
The Bays Aged Care Facility	Victoria	12	0	0	12
The Oaks Nursing Home-Gisborne	Victoria	6	0	0	6
Trinity Manor	Victoria	15	0	3	18
Trinity Manor Greensborough	Victoria	1	0	1	2
Uniting AgeWell Box Hill	Victoria	16	0	4	20
Uniting AgeWell Manor Lakes	Victoria	9	0	0	9
Vasey RSL Care Frankston South	Victoria	1	0	0	1
Victorian Elderly Chinese Hostel	Victoria	3	0	0	3
Villa Maria Catholic Homes Providence Aged Care Residence	Victoria	3	0	1	4
Villa Maria Catholic Homes St Catherine's Aged Care Residence	Victoria	19	0	2	21
Violet Town Bush Nursing Centre	Victoria	3	0	2	5
Wantirna Views Care Community	Victoria	9	0	1	10
Waranga Health	Victoria	23	0	10	33
Waranga Health	Victoria	16	0	10	26
Westmont Homestead	Victoria	10	0	0	10
Aegis Ellenvale	Western Australia	6	0	1	7
Aegis Shoreline	Western Australia	33	2	9	42
Aegis The Pines	Western Australia	7	0	1	8
Alice Ross-King Care Centre	Western Australia	11	0	3	14
Bethanie Edinboro	Western Australia	2	0	1	3
Bethanie Elanora Villas Nursing Home	Western Australia	28	0	8	36
Bethanie Peel	Western Australia	13	1	11	24
Boyup Brook MPS	Western Australia	2	0	2	4
Brightwater The Cove	Western Australia	5	0	5	10
Burswood Care Annie Bryson McKeown Lodge	Western Australia	0	0	2	2
Carinya Of Bristol	Western Australia	21	0	2	23
Geraldton Shore Care Community	Western Australia	64	1	16	80

Service Name	State	Resident Cases	Resident Deaths	Staff Cases	Total Incidents
Kalkarni Residency	Western Australia	4	0	3	7
Karingal Green	Western Australia	3	0	5	8
Koh-I-Noor Contemporary Care	Western Australia	2	0	0	2
Marine Views Cottesloe	Western Australia	35	1	5	40
MYVISTA Mirrabooka	Western Australia	2	0	0	2
Pemberton MPS	Western Australia	0	0	3	3
Peter Arney Home	Western Australia	7	0	3	10
Plantagenet MPS	Western Australia	16	1	4	20
SwanCare Waminda	Western Australia	2	0	0	2
The Richardson West Perth	Western Australia	9	0	1	10
Waratah Lodge	Western Australia	10	0	4	14