



### CURRENT STATUS OF CONFIRMED CASES

10,084,917

Total cases

14,152

Total deaths

90,052

Active cases

77

CURRENT CASES  
INTENSIVE CARE UNITS (ICU)

ACT	NSW	NT	QLD	SA	TAS	VIC	WA
1	38	0	8	6	1	17	6



2,599

CURRENT CASES  
ADMITTED TO HOSPITALS

ACT	NSW	NT	QLD	SA	TAS	VIC	WA
93	1,640	19	257	95	30	260	205



78,413,648

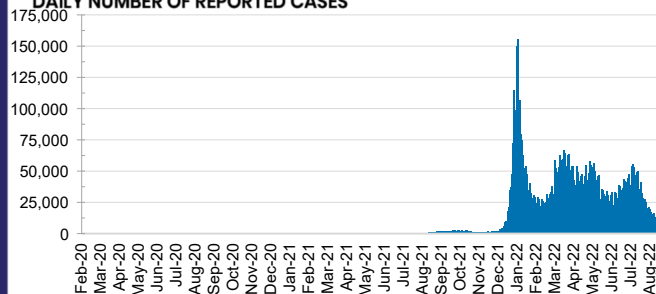
TOTAL TESTS  
REPORTED

ACT	NSW	NT	QLD
1,319,610	34,730,557	835,893	8,438,807

SA	TAS	VIC	WA
5,585,335	777,902	22,207,382	4,518,162



### DAILY NUMBER OF REPORTED CASES

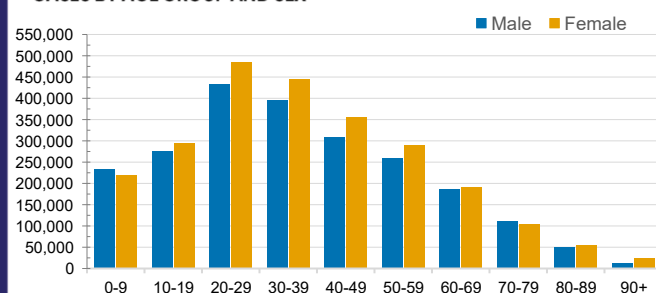


### CASES IN AGED CARE SERVICES

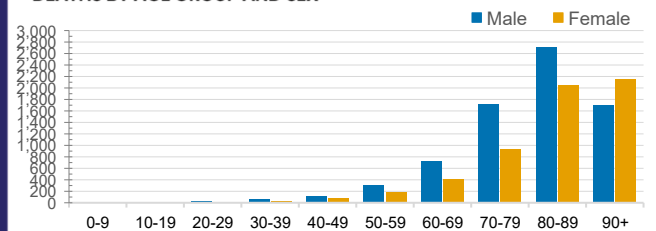
Confirmed Cases	Australia	ACT	NSW	NT	QLD	SA	TAS	VIC	WA
Residential Care Recipients	90399 (3936)	1277 (55)	30699 (1417)	307 (10)	15410 (574)	7511 (335)	2222 (37)	25725 (1280)	7248 (228)
In Home Care Recipients	59,431	960	21,109	269	11,875	5,749	1,016	12,603	5,850

Cases in care recipients (deaths)

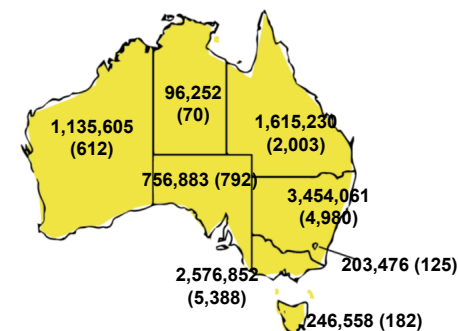
### CASES BY AGE GROUP AND SEX



### DEATHS BY AGE GROUP AND SEX

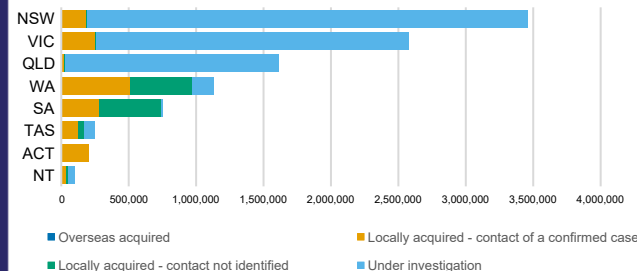


### CASES (DEATHS) BY STATE AND TERRITORIES



### CASES BY SOURCE OF INFECTION

Australia (% of all confirmed cases)



### PUBLIC HEALTH RESPONSE MEASURE

Proportion of total cases under investigation

