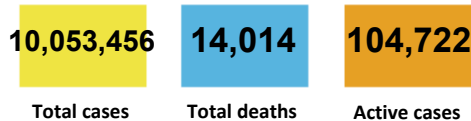




CURRENT STATUS OF CONFIRMED CASES



74

CURRENT CASES
INTENSIVE CARE UNITS (ICU)



ACT	NSW	NT	QLD	SA	TAS	VIC	WA
0	36	0	12	5	2	13	6

2,765

CURRENT CASES
ADMITTED TO HOSPITALS



ACT	NSW	NT	QLD	SA	TAS	VIC	WA
91	1,726	22	285	105	26	295	215

78,280,841

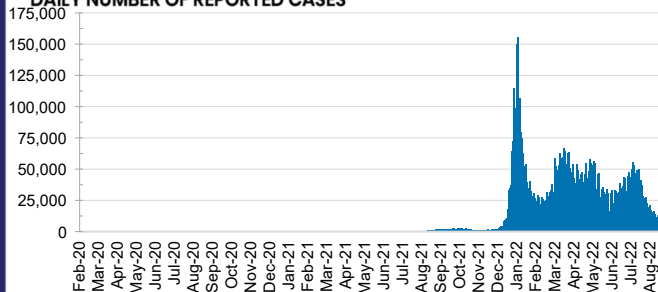
TOTAL TESTS
REPORTED



ACT	NSW	NT	QLD
1,315,717	34,669,461	834,893	8,423,355

SA	TAS	VIC	WA
5,572,857	775,525	22,181,452	4,507,581

DAILY NUMBER OF REPORTED CASES

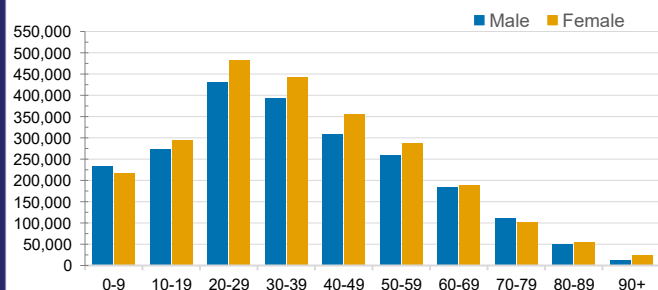


CASES IN AGED CARE SERVICES

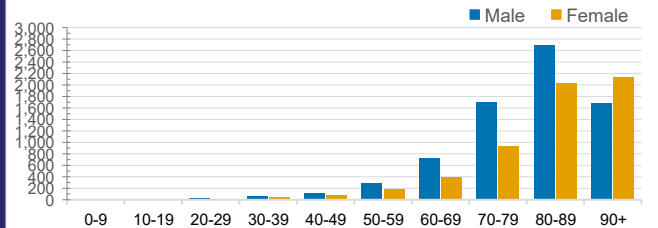
Confirmed Cases	Australia	ACT	NSW	NT	QLD	SA	TAS	VIC	WA
Residential Care Recipients	89938 (3918)	1251 (54)	30488 (1410)	307 (10)	15388 (570)	7510 (334)	2212 (37)	25599 (1278)	7183 (225)
In Home Care Recipients	59,325	959	21,033	269	11,916	5,744	1,013	12,570	5,821

Cases in care recipients (deaths)

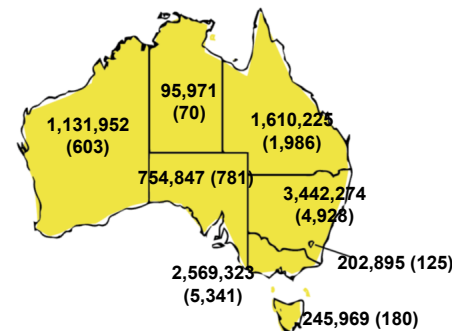
CASES BY AGE GROUP AND SEX



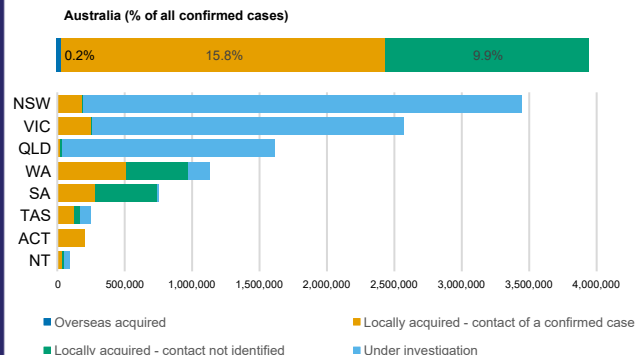
DEATHS BY AGE GROUP AND SEX



CASES (DEATHS) BY STATE AND TERRITORIES



CASES BY SOURCE OF INFECTION



PUBLIC HEALTH RESPONSE MEASURE

