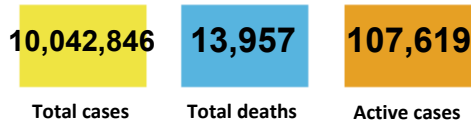
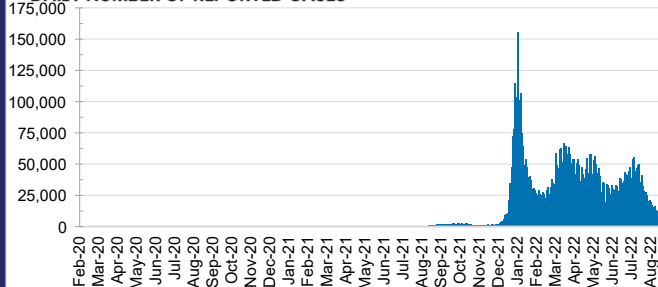




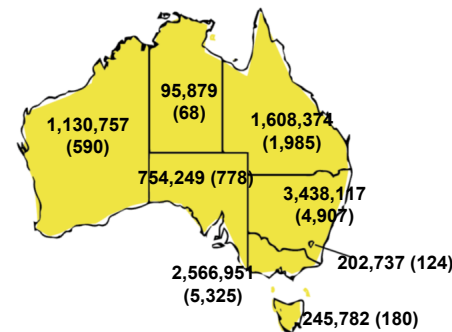
**CURRENT STATUS OF CONFIRMED CASES**



**DAILY NUMBER OF REPORTED CASES**



**CASES (DEATHS) BY STATE AND TERRITORIES**



**74**



ACT	NSW	NT	QLD	SA	TAS	VIC	WA
2	36	0	11	3	2	15	5



**2,863**

**CURRENT CASES ADMITTED TO HOSPITALS**

ACT	NSW	NT	QLD	SA	TAS	VIC	WA
92	1,756	22	308	107	29	332	217



**78,233,202**

**TOTAL TESTS REPORTED**

ACT	NSW	NT	QLD
1,314,424	34,647,281	834,503	8,416,760

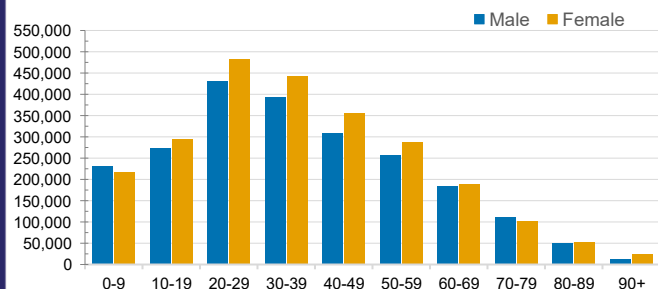
SA	TAS	VIC	WA
5,568,081	774,902	22,172,674	4,504,577

**CASES IN AGED CARE SERVICES**

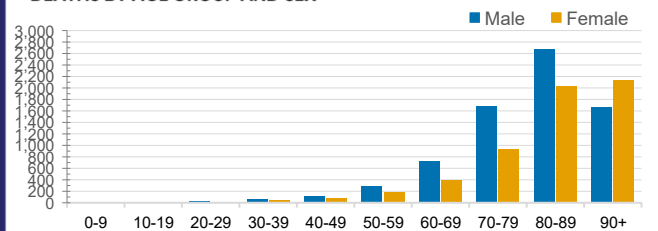
Confirmed Cases	Australia	ACT	NSW	NT	QLD	SA	TAS	VIC	WA
Residential Care Recipients	89761 (3913)	1243 (53)	30386 (1406)	307 (10)	15363 (569)	7488 (334)	2212 (37)	25588 (1278)	7174 (226)
In Home Care Recipients	59,242	959	20,982	269	11,912	5,740	1,013	12,547	5,820

Cases in care recipients (deaths)

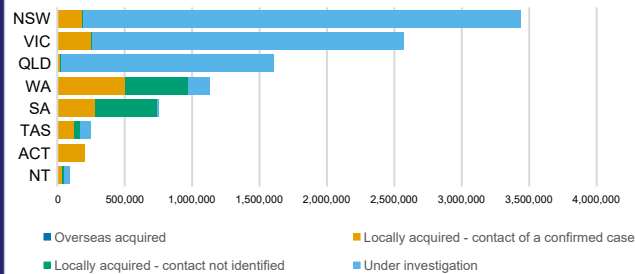
**CASES BY AGE GROUP AND SEX**



**DEATHS BY AGE GROUP AND SEX**



**CASES BY SOURCE OF INFECTION**



**PUBLIC HEALTH RESPONSE MEASURE**

