



CURRENT STATUS OF CONFIRMED CASES



154

CURRENT CASES
INTENSIVE CARE UNITS (ICU)



ACT	NSW	NT	QLD	SA	TAS	VIC	WA
5	59	2	26	10	1	37	14



4,484

CURRENT CASES
ADMITTED TO HOSPITALS

ACT	NSW	NT	QLD	SA	TAS	VIC	WA
144	2,236	32	667	322	84	657	342



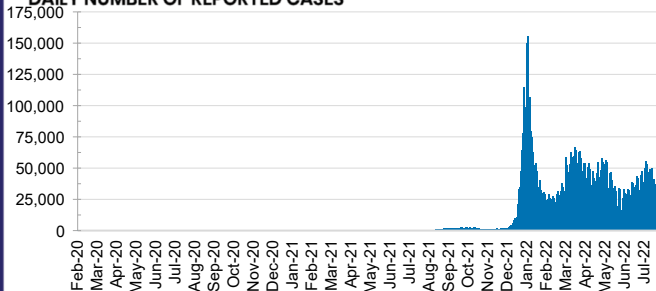
76,900,908

TOTAL TESTS
REPORTED

ACT	NSW	NT	QLD
1,279,474	34,011,579	823,550	8,256,457

SA	TAS	VIC	WA
5,434,341	754,414	21,946,041	4,395,052

DAILY NUMBER OF REPORTED CASES

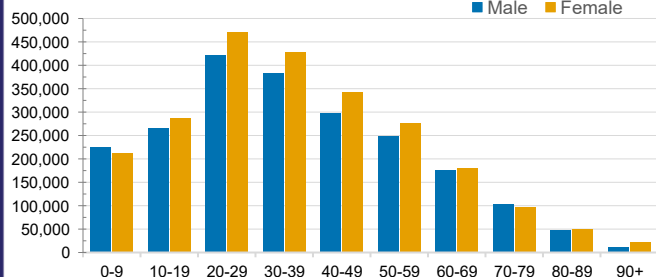


CASES IN AGED CARE SERVICES

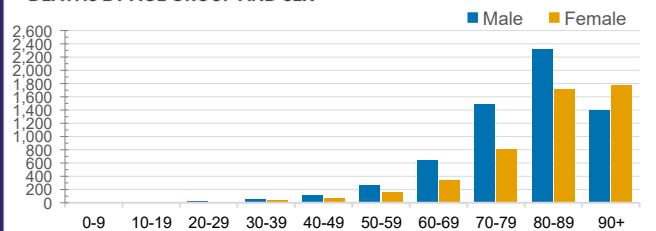
Confirmed Cases	Australia	ACT	NSW	NT	QLD	SA	TAS	VIC	WA
Residential Care Recipients	82419 (3601)	1145 (45)	27444 (1255)	284 (10)	14229 (524)	6829 (286)	2050 (37)	23794 (1230)	6644 (214)
In Home Care Recipients	56,504	937	19,604	258	11,474	5,483	979	12,116	5,653

Cases in care recipients (deaths)

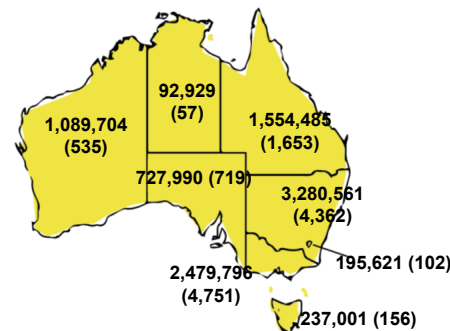
CASES BY AGE GROUP AND SEX



DEATHS BY AGE GROUP AND SEX

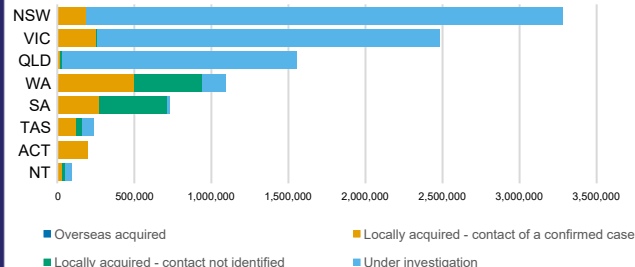


CASES (DEATHS) BY STATE AND TERRITORIES



CASES BY SOURCE OF INFECTION

Australia (% of all confirmed cases)



PUBLIC HEALTH RESPONSE MEASURE

Proportion of total cases under investigation

