



### CURRENT STATUS OF CONFIRMED CASES

9,588,977

Total cases

12,200

Total deaths

310,920

Active cases

155

CURRENT CASES  
INTENSIVE CARE UNITS (ICU)



ACT	NSW	NT	QLD	SA	TAS	VIC	WA
2	63	1	23	11	2	39	14

4,613

CURRENT CASES  
ADMITTED TO HOSPITALS



ACT	NSW	NT	QLD	SA	TAS	VIC	WA
141	2,224	54	736	316	92	699	351

76,712,352

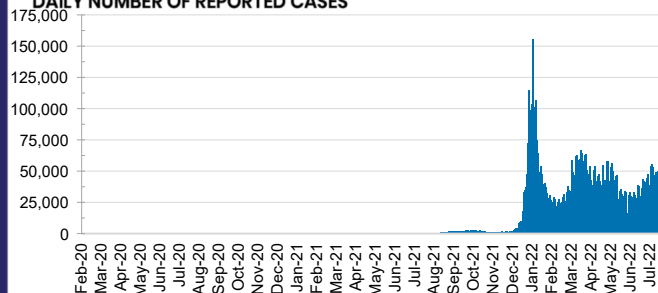
TOTAL TESTS  
REPORTED



ACT	NSW	NT	QLD
1,274,816	33,915,836	822,211	8,238,039

SA	TAS	VIC	WA
5,414,340	751,791	21,912,767	4,382,552

### DAILY NUMBER OF REPORTED CASES

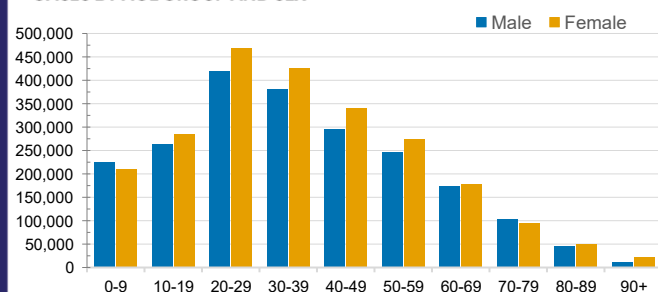


### CASES IN AGED CARE SERVICES

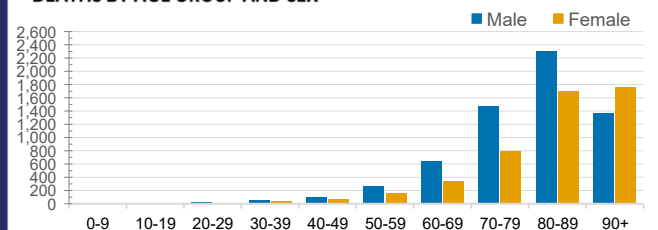
Confirmed Cases	Australia	ACT	NSW	NT	QLD	SA	TAS	VIC	WA
Residential Care Recipients	81585 (3559)	1122 (44)	27140 (1239)	281 (10)	14121 (518)	6725 (280)	2006 (37)	23599 (1217)	6591 (214)
In Home Care Recipients	56,217	934	19,498	258	11,396	5,470	963	12,039	5,659

Cases in care recipients (deaths)

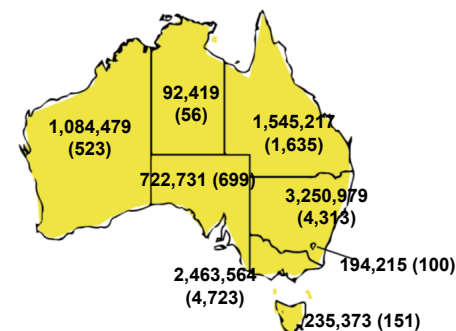
### CASES BY AGE GROUP AND SEX



### DEATHS BY AGE GROUP AND SEX

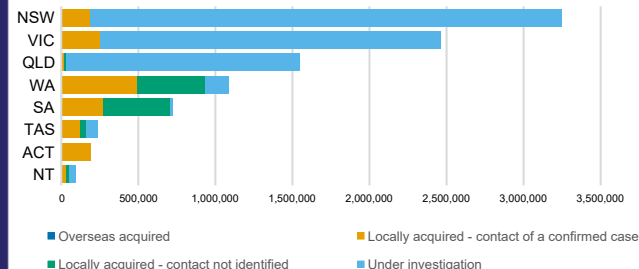


### CASES (DEATHS) BY STATE AND TERRITORIES



### CASES BY SOURCE OF INFECTION

Australia (% of all confirmed cases)



### PUBLIC HEALTH RESPONSE MEASURE

Proportion of total cases under investigation

