



### CURRENT STATUS OF CONFIRMED CASES

10,018,025

Total cases

13,834

Total deaths

114,694

Active cases

86

CURRENT CASES  
INTENSIVE CARE UNITS (ICU)

ACT	NSW	NT	QLD	SA	TAS	VIC	WA
1	40	0	10	7	1	22	5

3,004

CURRENT CASES  
ADMITTED TO HOSPITALS

ACT	NSW	NT	QLD	SA	TAS	VIC	WA
100	1,834	21	319	129	30	337	234

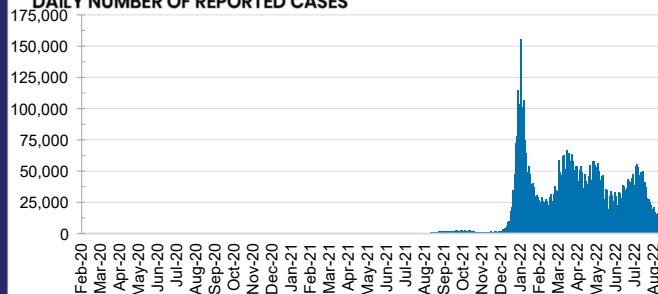
78,123,257

TOTAL TESTS  
REPORTED

ACT	NSW	NT	QLD
1,311,126	34,594,202	833,766	8,402,246

SA	TAS	VIC	WA
5,557,920	773,145	22,154,161	4,496,691

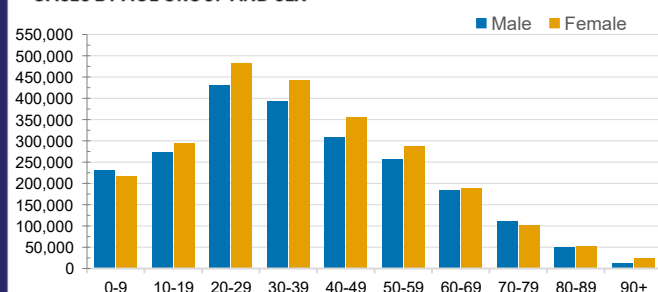
### DAILY NUMBER OF REPORTED CASES



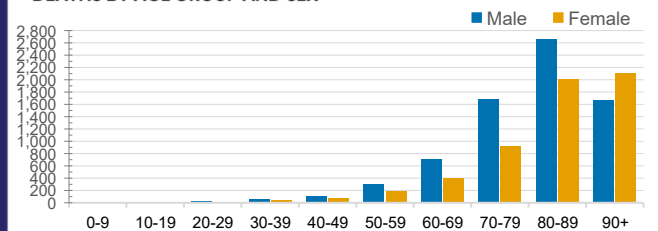
### CASES IN AGED CARE SERVICES

Confirmed Cases	Australia	ACT	NSW	NT	QLD	SA	TAS	VIC	WA
Residential Care Recipients	89233 (3889)	1242 (53)	30096 (1391)	307 (10)	15349 (567)	7460 (333)	2194 (37)	25481 (1275)	7104 (223)
In Home Care Recipients	59,096	959	20,878	269	11,913	5,726	1,011	12,537	5,803
Cases in care recipients (deaths)									

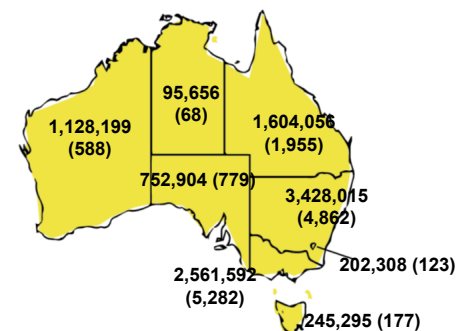
### CASES BY AGE GROUP AND SEX



### DEATHS BY AGE GROUP AND SEX

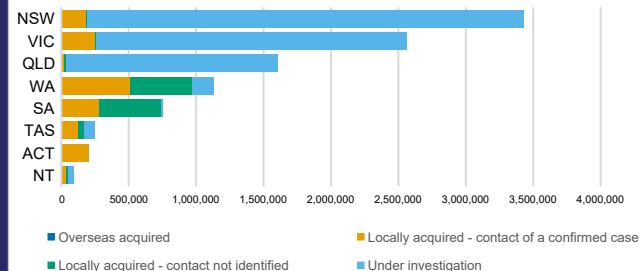


### CASES (DEATHS) BY STATE AND TERRITORIES



### CASES BY SOURCE OF INFECTION

Australia (% of all confirmed cases)



### PUBLIC HEALTH RESPONSE MEASURE

Proportion of total cases under investigation

