



CURRENT STATUS OF CONFIRMED CASES



96



**CURRENT CASES
INTENSIVE CARE UNITS (ICU)**

ACT	NSW	NT	QLD	SA	TAS	VIC	WA
3	38	0	12	8	3	24	8



3,324

**CURRENT CASES
ADMITTED TO HOSPITALS**

ACT	NSW	NT	QLD	SA	TAS	VIC	WA
116	1,867	22	376	257	47	402	237

77,854,190

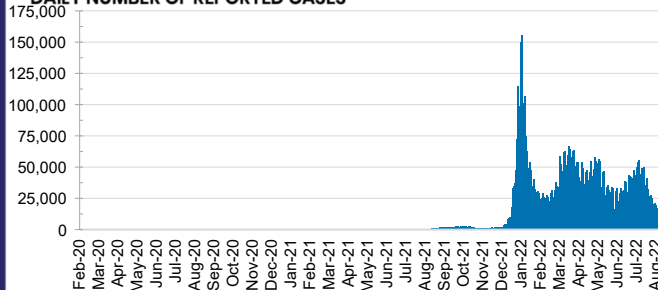


**TOTAL TESTS
REPORTED**

ACT	NSW	NT	QLD
1,304,762	34,467,258	831,716	8,367,001

SA	TAS	VIC	WA
5,531,807	768,181	22,107,396	4,476,069

DAILY NUMBER OF REPORTED CASES

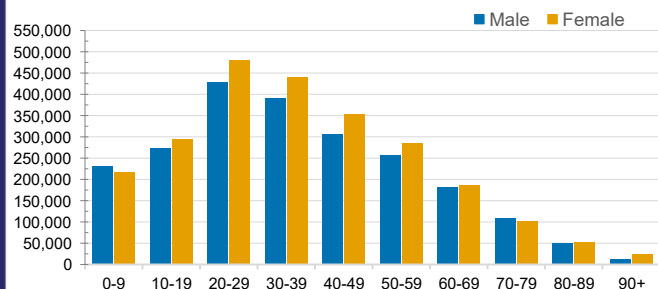


CASES IN AGED CARE SERVICES

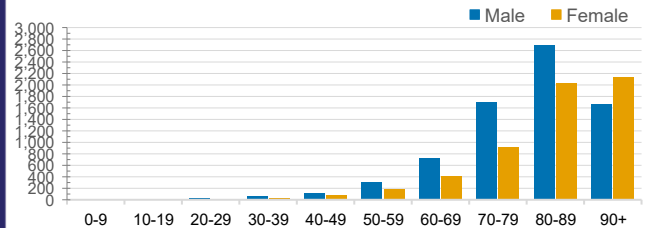
Confirmed Cases	Australia	ACT	NSW	NT	QLD	SA	TAS	VIC	WA
Residential Care Recipients	88070 (3847)	1196 (52)	29582 (1366)	307 (10)	15159 (563)	7437 (330)	2172 (37)	25183 (1268)	7034 (221)
In Home Care Recipients	58,748	951	20,685	269	11,838	5,723	1,014	12,472	5,796

Cases in care recipients (deaths)

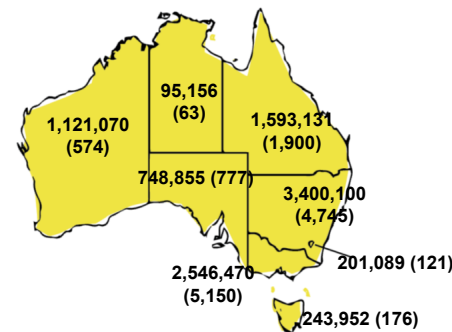
CASES BY AGE GROUP AND SEX



DEATHS BY AGE GROUP AND SEX

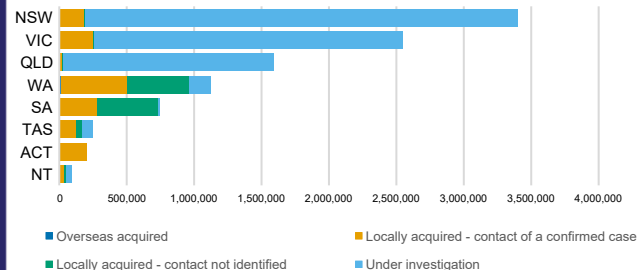


CASES (DEATHS) BY STATE AND TERRITORIES



CASES BY SOURCE OF INFECTION

Australia (% of all confirmed cases)



PUBLIC HEALTH RESPONSE MEASURE

Proportion of total cases under investigation

