



CURRENT STATUS OF CONFIRMED CASES



119



ACT	NSW	NT	QLD	SA	TAS	VIC	WA
3	56	1	16	7	2	27	7



ACT	NSW	NT	QLD	SA	TAS	VIC	WA
124	1,986	36	419	239	58	514	245

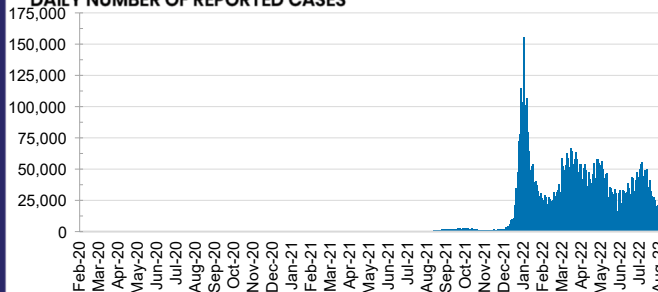
77,609,137



ACT	NSW	NT	QLD
1,298,166	34,348,513	829,701	8,337,834

SA	TAS	VIC	WA
5,507,235	765,102	22,066,377	4,456,209

DAILY NUMBER OF REPORTED CASES

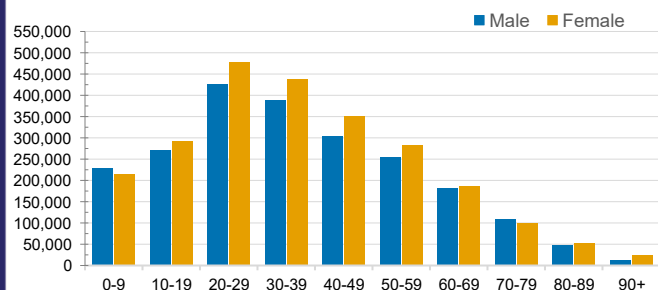


CASES IN AGED CARE SERVICES

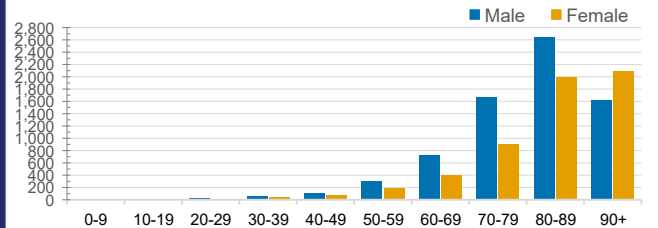
Confirmed Cases	Australia	ACT	NSW	NT	QLD	SA	TAS	VIC	WA
Residential Care Recipients	86944 (3785)	1181 (51)	29071 (1337)	307 (10)	14940 (551)	7341 (324)	2180 (37)	24959 (1255)	6965 (220)
In Home Care Recipients	58,364	948	20,489	269	11,755	5,731	1,001	12,397	5,774

Cases in care recipients (deaths)

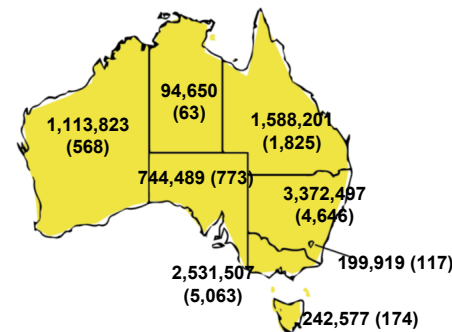
CASES BY AGE GROUP AND SEX



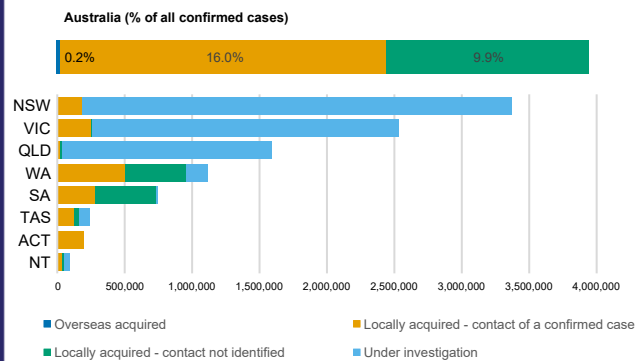
DEATHS BY AGE GROUP AND SEX



CASES (DEATHS) BY STATE AND TERRITORIES



CASES BY SOURCE OF INFECTION



PUBLIC HEALTH RESPONSE MEASURE

