



CURRENT STATUS OF CONFIRMED CASES



122



**CURRENT CASES
INTENSIVE CARE UNITS (ICU)**

ACT	NSW	NT	QLD	SA	TAS	VIC	WA
2	52	2	19	7	3	29	8



3,807

**CURRENT CASES
ADMITTED TO HOSPITALS**

ACT	NSW	NT	QLD	SA	TAS	VIC	WA
136	2,115	40	439	210	66	518	283

77,475,662

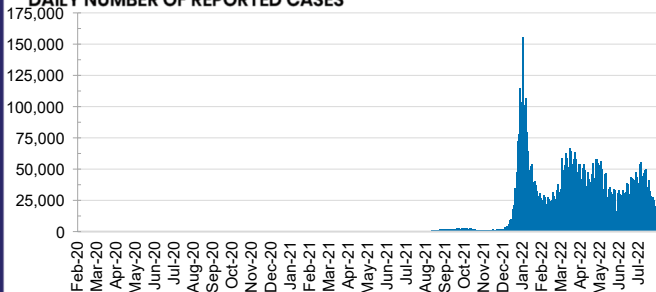


**TOTAL TESTS
REPORTED**

ACT	NSW	NT	QLD
1,295,011	34,282,211	828,445	8,320,514

SA	TAS	VIC	WA
5,494,431	763,109	22,044,293	4,447,648

DAILY NUMBER OF REPORTED CASES

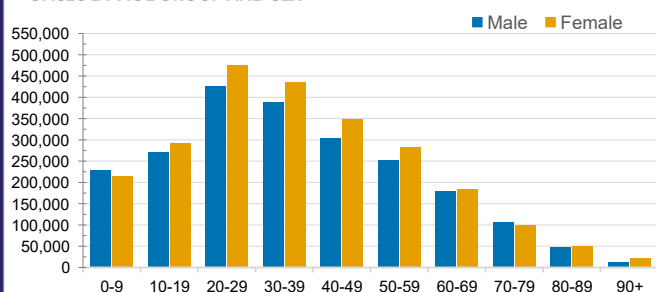


CASES IN AGED CARE SERVICES

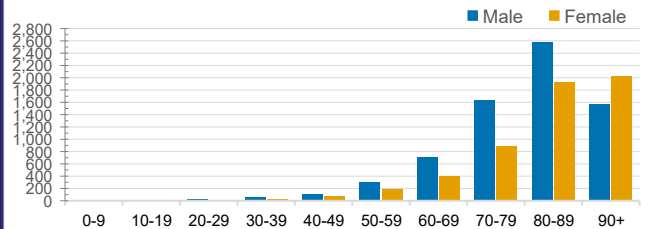
Confirmed Cases	Australia	ACT	NSW	NT	QLD	SA	TAS	VIC	WA
Residential Care Recipients	86099 (3762)	1178 (50)	28757 (1326)	306 (10)	14798 (550)	7254 (317)	2168 (37)	24737 (1252)	6901 (220)
In Home Care Recipients	58,053	948	20,348	266	11,708	5,685	996	12,356	5,746

Cases in care recipients (deaths)

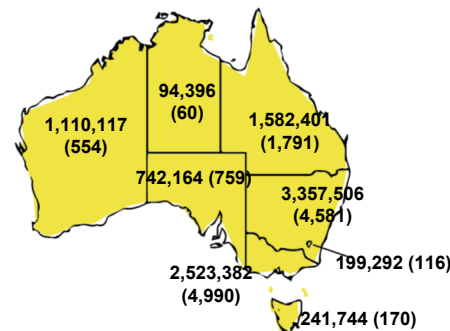
CASES BY AGE GROUP AND SEX



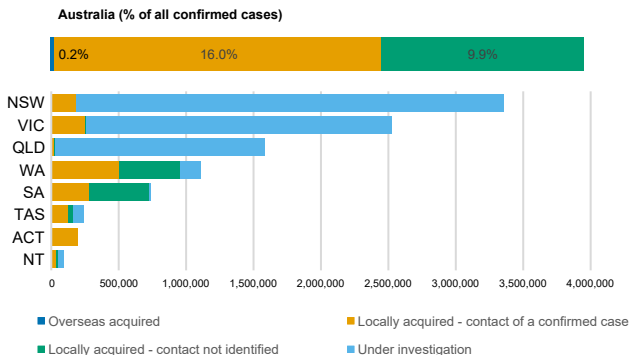
DEATHS BY AGE GROUP AND SEX



CASES (DEATHS) BY STATE AND TERRITORIES



CASES BY SOURCE OF INFECTION



PUBLIC HEALTH RESPONSE MEASURE

