



CURRENT STATUS OF CONFIRMED CASES

9,810,517

Total cases

12,886

Total deaths

212,834

Active cases

138

CURRENT CASES
INTENSIVE CARE UNITS (ICU)



ACT	NSW	NT	QLD	SA	TAS	VIC	WA
2	59	1	25	12	3	27	9

4,013

CURRENT CASES
ADMITTED TO HOSPITALS



ACT	NSW	NT	QLD	SA	TAS	VIC	WA
135	2,178	31	459	274	62	571	303

77,355,917

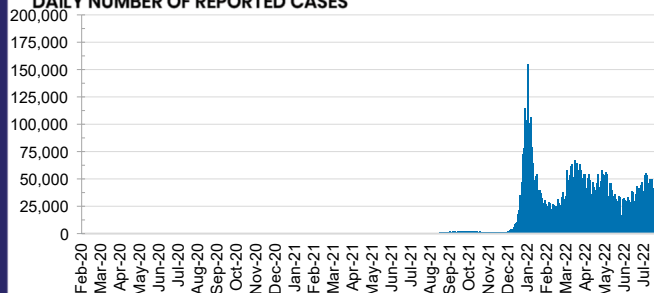
TOTAL TESTS
REPORTED



ACT	NSW	NT	QLD
1,290,997	34,231,103	827,175	8,305,941

SA	TAS	VIC	WA
5,480,859	760,983	22,023,678	4,435,181

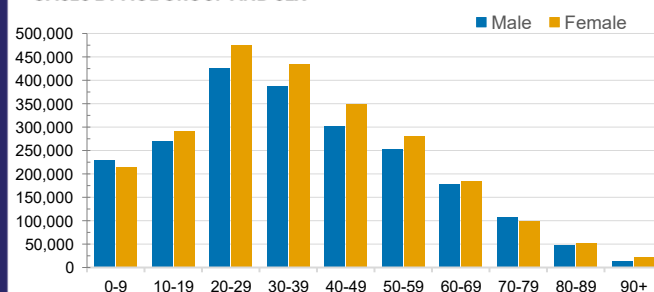
DAILY NUMBER OF REPORTED CASES



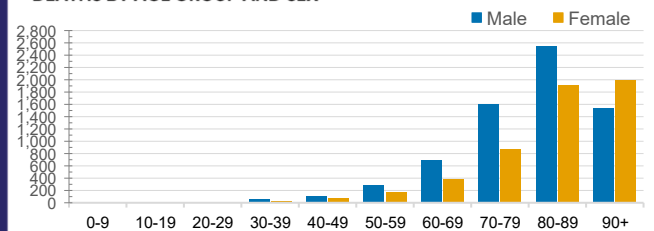
CASES IN AGED CARE SERVICES

Confirmed Cases	Australia	ACT	NSW	NT	QLD	SA	TAS	VIC	WA
Residential Care Recipients	85001 (3720)	1173 (48)	28352 (1310)	305 (10)	14608 (543)	7116 (309)	2126 (37)	24494 (1244)	6827 (219)
In Home Care Recipients	57,640	943	20,126	263	11,677	5,643	993	12,289	5,706
Cases in care recipients (deaths)									

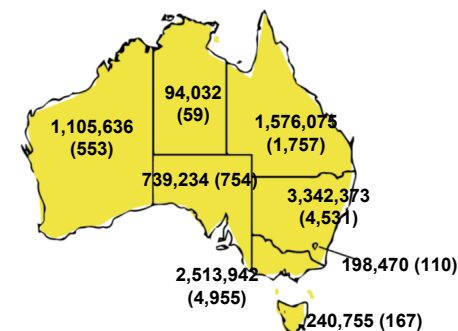
CASES BY AGE GROUP AND SEX



DEATHS BY AGE GROUP AND SEX

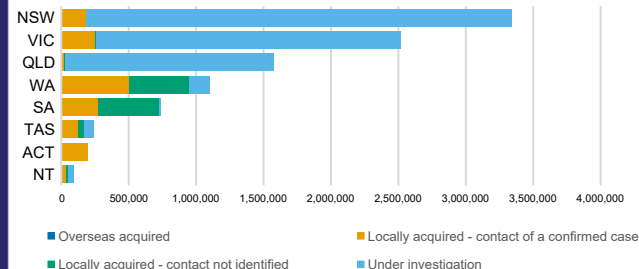


CASES (DEATHS) BY STATE AND TERRITORIES



CASES BY SOURCE OF INFECTION

Australia (% of all confirmed cases)



PUBLIC HEALTH RESPONSE MEASURE

Proportion of total cases under investigation

