



COVID-19 outbreaks in Australian residential aged care facilities

National snapshot

As at 8:00 am 15 July 2022 there are 7,947 active COVID-19 cases in 857 active outbreaks in residential aged care facilities across Australia. Of these, 5,212 cases are in residents and 2,735 cases are in staff.

Table 1: Aged Care COVID-19 data as at 8.00am 15 July 2022¹

Active outbreaks	857
Resident cases – total cases associated with active outbreaks	10,330
Resident cases – total cases currently active (total cases minus recovered cases and deceased)	5,212
Staff cases – total cases associated with current active outbreaks	5,577
Staff cases – total cases currently active (total cases minus recovered cases and deceased, noting no deaths recorded to date)	2,735
Total number of deaths since the start of the pandemic	3,104
Total number of residential aged care facilities that have had an outbreak - Cumulative total since the beginning of the pandemic	2,619 ²
Total number of outbreaks at residential aged care facilities – Cumulative total since the beginning of the pandemic	6,497
Resident cases – Cumulative total since the beginning of the pandemic	66,979
Staff cases - Cumulative total since the beginning of the pandemic	48,985

¹ Includes transition care

² This only includes outbreaks – defined as one or more positive resident or two or more positive staff cases.

Analysis

Current situation in Australia

Joint arrangements are in place in all states and territories to support facilities with outbreaks and additional support for State emergency operation centres is being provided as the need arises. In Victoria, the Victorian Aged Care Response Centre is also fully operational, with Commonwealth and Victorian Government officials working closely together in a coordinated effort to respond to aged care outbreaks across the state.

As at 9 pm, 14 July 2022 there has been a total of 8,643,705 cases of COVID-19 reported, including 316,789 active cases and 10,518 deaths in Australia.

- 857 active outbreaks in residential aged care facilities nationally – 275 in NSW, 204 in Victoria, 81 in SA, 178 in QLD, 24 in TAS, 4 in the NT, 15 in the ACT, and 76 in WA.
- 5,212 residents and 2,735 staff currently COVID-19 positive in active outbreaks. Of the residents, 1,793 are in NSW, 1,442 in Victoria, 319 in SA, 964 in QLD, 180 in TAS, 47 in the NT, 64 in the ACT, and 403 in WA. Of the staff, 835 are in NSW, 515 in Victoria, 228 in SA, 726 in QLD, 66 in TAS, 25 in the NT, 51 in the ACT, and 289 in WA.
- 2,187 reported deaths in 2022 (a total of 3,104 since beginning of pandemic: 686 in 2020; 231 in 2021 and 2,187 in 2022).

Case numbers and numbers of deaths are dependent upon reporting from facilities and validation of deaths from state and territory governments. In some cases this may be delayed, reflecting case numbers reported during a period rather than necessarily occurring during this period.

Determining cause of death rests with the States and Territories. In many cases where the resident has comorbidities, confirming a COVID death may take time and be impacted by findings from coronial inquiries. Reported COVID deaths are subject to change following these inquiries.

Further investigations are underway with State and Territory Governments to confirm 2021 and 2022 numbers reflect official and agreed deaths data.

Given the high caseload in January 2022 cases were not being identified as resolved and had been previously reported as active cases. Instead, all cases associated with active outbreaks (recovered, deceased and active) were being reported.

These numbers are under constant review and confirmation from facilities. Cases are considered to be resolved once a resident or staff member ceases to be symptomatic and has completed their isolation period, in line with national guidance.

An outbreak is considered to be active pending advice from the relevant Public Health Unit. This typically occurs when there are no longer any symptomatic or potentially infectious cases and will occur after the isolation period.

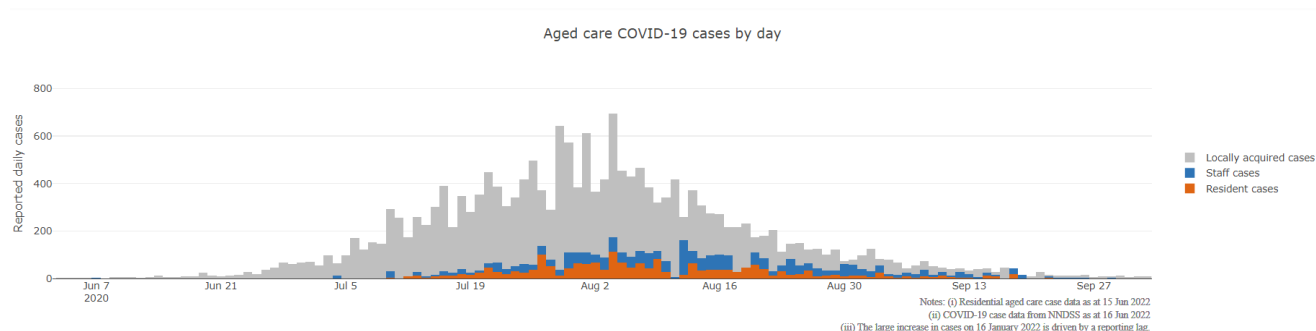
All numbers are subject to further change as additional information is reported to the Department of Health and Aged Care, including directly from providers through the COVID-19 Support Portal on My Aged Care. On 28 February 2022 data collection processes moved from case manager collection to service self-reporting via this online portal.

On 1 April 2022, additional deaths were included following a reconciliation of data provided by New South Wales Health, including 1 in 2020, 5 in 2021 and 58 in 2022.

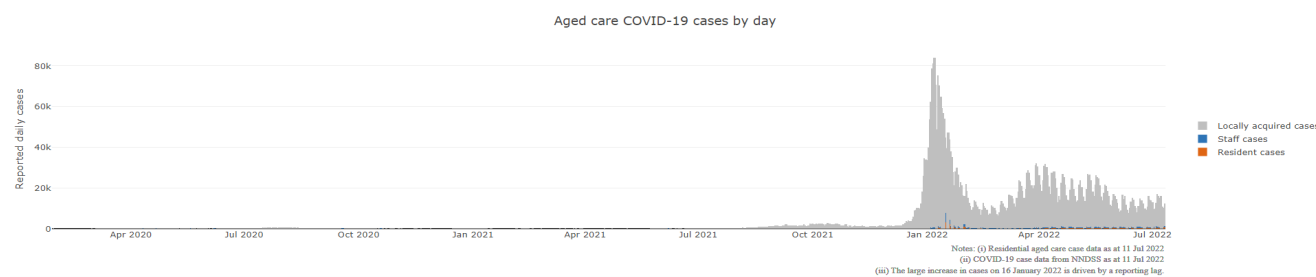
For the purposes of this report, an 'active outbreak' is a facility that has recorded one or more resident or two or more staff cases. This differs from definitions in the *Communicable Disease Network Australia (CDNA) national guidelines for the prevention, control and public health management of COVID-19 outbreaks in residential care facilities in Australia*. Under the CDNA Guidelines, an outbreak is defined as two or more residents or 5 or more staff, resident or visitor cases.

Figure 1: Number of daily reported COVID-19 cases in Australian residential aged care Facilities overlayed with national locally acquired cases³

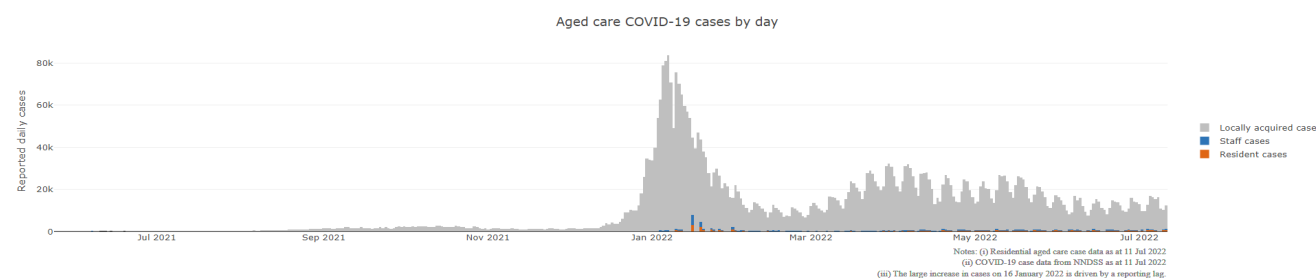
June 2020 to October 2020



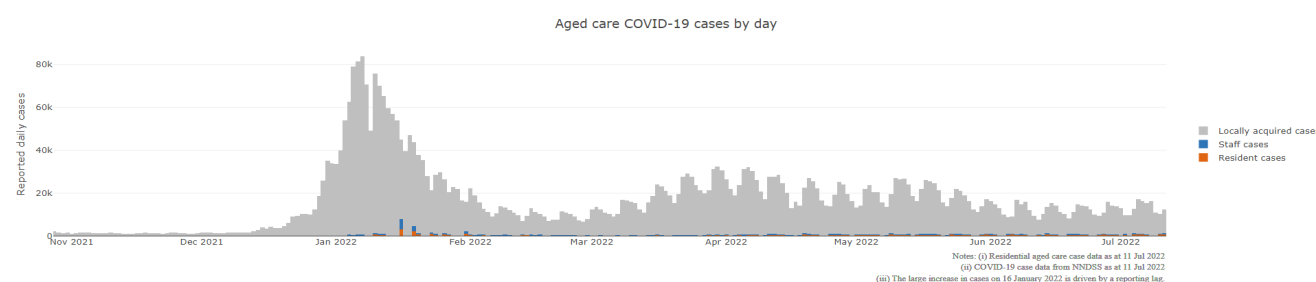
April 2020 to July 2022



June 2021 to July 2022



November 2021 to July 2022



International comparisons

During the COVID-19 pandemic, no country has been able to avoid outbreaks or deaths in residential aged care when there has been widespread community transmission.

³ National daily cases sourced from NNDSS data and filtered to locally acquired cases. Case numbers reflect the date of reporting which may differ to diagnosis date. Residential aged care facility staff and resident data reflects data reported to the Department of Health and Aged Care. Totals reflect the date of case report and may be affected by delayed reporting.

The Australian death rate is 1.42% per cent (14.2 in 1,000) against the total number of residential aged care beds across the country. By comparison, Canada has experienced over 6 times the number of deaths in care homes than Australia as at 15 July 2022.

- As at 5 July 2022, Canada has experienced 39,725 deaths. This includes 17,177 deaths at residential in care homes (or 43 per cent).
- 63 per cent of all aged care homes in Canada have had reported cases of COVID-19 in residents or staff (compared to 97 per cent in Australia).

Workforce in active residential aged care outbreaks

As at 15 July 2022, workforce surge staff have filled 117,683 shifts in aged care services impacted by COVID-19, these shifts include roles for GPs, nurses, care workers, allied health workers, executive and ancillary staff. This includes:

Table 2: Workforce resources supplied to residential aged care facilities

Agency	Resources Supplied (as at 15 July 2022)
State and NACER (National Aged Care Emergency Response) Teams	Tasmanian Government: 7 clinical and 2 support staff. Western Australian Government: 19 clinical personnel and 4 support staff. South Australian Government: 18 clinical personnel and 4 support staff. 12 NACER teams (70 personnel) have been deployed. The deployment of State and NACER teams is now complete.
Recruitment, Consulting, and Staffing Association (RCSA)	Staff supplied to fill 71,668 shifts.
Healthcare Australia	Staff supplied filled 10,002 shifts for workforce surge and 2,295 shifts for NACER teams (now complete).
Mable	Supplied 130 staff to fill 2,711 shifts.
Aspen Medical	17,784 shifts filled, including clinical first responder deployments.
Health X	Supplied 103 staff to fill 9,168 shifts.
Torrens Health	Supplied 4,055 shifts in surge workforce roles.
Residential Aged Care Visitation Assistant (RACVA)	RACVAs completed 2,733 shifts.

As at 14 July 2022, the Australian Defence force (ADF) has 15 personnel deployed. A cumulative total of 469 facilities have been supported so far.

ADF has 10 teams that consist of clinical personnel to augment existing workforce resources. Additionally, there is an 6-member Defence Planning and Coordination Team

working with the Department of Health and Aged Care in Canberra.

In the course of the response, ADF personnel have been deployed to all states and territories except ACT.

Provision of personal protective equipment (PPE)

A range of resources and online training on the use of PPE is available on the Department's website for aged care workers.

Since March 2020, the Commonwealth Government has been working with state and territory governments to ensure aged care facilities have sufficient PPE. PPE is dispatched both directly from the National Medical Stockpile (NMS) and by jurisdictions on the NMS' behalf, depending on the specific circumstances.

In total, as at 14 July 2022, the NMS has provided residential aged care facilities with approximately:

- 91.4 million masks
- 40.4 million gowns
- 121.2 million gloves
- 32.4 million goggles and face shields
- 220,000 bottles of hand sanitiser
- 54.6 million RAT kits

Testing of aged care residents and staff

Rapid Antigen Testing for Aged Care

The Australian Government, through the Department of Health and Aged Care, made COVID-19 rapid antigen testing (RAT) kits available to residential aged care facilities and short-term restorative care (aged care services) in high transmission-risk areas and experiencing outbreaks.

Since August 2021, 56.9 million RATs have been distributed to aged care facilities. More than 95 million RAT tests have been purchased by the Australian Government and these are being prioritised for aged care.

Sonic Aged Care Testing

As at 12 July 2022, under contract with the Commonwealth, Sonic Healthcare has conducted 2,161,272 COVID 19 PCR tests at 3,141 residential aged care facilities and aged care services nationally. Of the 2,161,272 PCR tests conducted, 56,538 have been positive.

Vaccination in Residential Aged Care Facilities

The Australian Government's COVID-19 vaccination program is delivering in-reach vaccine services for aged care residents and workers across Australia, through Commonwealth vaccine providers, primary care and self-vaccination services by aged care providers.

The Government continues to provide all residential aged care facilities with access to COVID vaccination clinics to ensure residents have every opportunity to get their fourth dose. As at 14 July 2022, there are currently 140,260 residents eligible for fourth doses. In total 97,005 (69.2% of eligible residents) residents have received a fourth dose.

As at 15 July 2022, a total of 623,365 doses of COVID-19 vaccines have been administered to residents in residential aged care facilities.

Oral antiviral treatments

Distribution of the oral anti-viral Lagevrio (Molnupiravir) commenced on 6 February 2022 to all RACFs with outbreak sites prioritised for delivery. The National Medical Stockpile has deployed 48,269 treatment courses of Lagevrio (Molnupiravir) to aged care facilities.

11,650 prescriptions for Lagevrio (Molnupiravir) have been issued to residents in residential

aged care facilities, with a further 222 prescriptions for Paxlovid (nirmatrelvir + ritonavir) also issued up to 10 July 2022.

From 11 July 2022, eligibility for antiviral treatments has been broadened to include all Australians aged over 70 who test positive for COVID-19, with or without symptoms. Not being vaccinated has been removed as a risk factor from the criteria for prescription under the PBS. Treatment should be offered to every person 70 years of age or older who tests positive for COVID-19 (regardless of setting), where clinically appropriate, within 24 hours of a positive test. It is expected this will lead to an increase in the number of prescriptions over the coming weeks.

Infection control and audits

The Aged Care Quality and Safety Commission (Commission) conducts a range of site and non-site activities to monitor and assess residential aged care services, including site audits and assessment contacts (site and non-site) (see Table 3 below). In August 2020, the Commission commenced an infection control monitoring (ICM) spot check program in all Australian jurisdictions.

The ICM spot check program involves on-site visits to residential aged care services, without an outbreak, to check compliance with personal protective equipment (PPE) and infection control arrangements. The purpose of the ICM spot check is to observe infection control practices, to ensure that staff, management and visitors were adhering to safe personal protective equipment protocols and to safe infection control arrangements as required under the quality standards.

As at 14 July 2022, the Commission had conducted 3,724 ICM spot checks to observe infection control practices and PPE protocols in residential aged care facilities.

All residential aged care facilities are required to engage an onsite clinical lead to provide leadership and increase capacity in relation to infection prevention and control.

Under the Commonwealth-State Plan to boost aged care preparedness, states and territories are complementing the activity being undertaken by the Commission through additional site visits by state health services at the local level, which includes work relating to infection prevention and control. These visits are strengthening state health service relationships with local aged care services as part of the standing up of joint health aged care emergency response centres in each jurisdiction.

Table 3: Total Quality Assessment and Monitoring Activities with residential services (including IPC), by type and month 1 March 2020 to 14 July 2022

Regulatory Activities	2019-20 (1 Mar - 30 Jun 2020)	2020-21	2021-22	2022-23 (to 14 July 2022)	Total
Site visits	318	3,452	1,734	86	5,590
Non-site activities	3,711	8,390	6,557	117	18,775
<i>Total activities</i>	4,029	11,842	8,291	203	24,365

Appendix 1: National residential aged care services with Active outbreaks COVID-19

Please note, information reported in this table has been directly reported to the Department of Health and Aged Care by residential aged care facilities. Total incidents refers to all staff and resident cases associated with the active outbreak and may not reflect the count of currently active cases. Where numbers have been incorrectly reported, facilities are able to correct these in the COVID-19 Support Portal through My Aged Care.

NAPS ID	Service Name	State	Resident Cases	Resident Deaths	Staff Cases	Total Incidents
1195	Adria Village Ltd	Australian Capital Territory	3	0	7	10
1206	BaptistCare Griffith	Australian Capital Territory	2	0	7	9
1209	Fred Ward Gardens	Australian Capital Territory	3	0	2	5
1193	Goodwin Ainslie (Goodwin House)	Australian Capital Territory	72	0	17	89
1203	Goodwin Monash	Australian Capital Territory	0	0	4	4
5893	IRT Kangara Waters	Australian Capital Territory	2	0	8	10
1210	Jindalee Aged Care Residence	Australian Capital Territory	53	3	52	105
1198	Mountain View Aged Care Plus Centre	Australian Capital Territory	3	0	8	11
1192	RFBI Holt Masonic Village	Australian Capital Territory	1	0	2	3
1200	St Andrews Village Hostel	Australian Capital Territory	2	0	4	6
6271	Uniting Amala Gordon ACT	Australian Capital Territory	12	0	5	17
1189	Uniting Mirinjani Weston ACT	Australian Capital Territory	1	0	2	3
1208	Uniting Mirinjani Weston ACT	Australian Capital Territory	2	0	1	3
1196	Villaggio Sant Antonio Hostel	Australian Capital Territory	3	0	1	4
7990	Warrigal Care Calwell	Australian Capital Territory	28	0	1	29
1142	Abernethy Nursing Home	New South Wales	9	0	5	14
6217	Advantaged Care at Barden Lodge	New South Wales	1	0	2	3
5849	Advantaged Care at Bondi Waters	New South Wales	14	0	4	18
5475	Alstonville Adventist Aged Care Facility	New South Wales	1	0	1	2
529	Anglican Care Jesmond Grove	New South Wales	1	0	0	1
7272	Anglicare Barry Marsh House	New South Wales	26	0	13	39
6385	Anthem	New South Wales	1	0	3	4
10975	Arcare Oatlands	New South Wales	4	0	3	7
22057	Arcare Warriewood	New South Wales	17	0	10	27
163	Archbold House Aged Care Facility	New South Wales	3	0	0	3
613	Ashburn House Aged Care Facility	New South Wales	24	1	6	30

NAPS ID	Service Name	State	Resident Cases	Resident Deaths	Staff Cases	Total Incidents
15	Ashfield Terrace Care Community	New South Wales	10	1	8	18
5419	Aurrum Erina	New South Wales	9	0	1	10
22548	Australian Vietnamese Aged Care Services	New South Wales	27	0	25	52
121	Autumn Lodge Hostel	New South Wales	56	4	40	96
7195	Balranald Multi-Purpose Service	New South Wales	5	0	4	9
22846	Bankstown Terrace Care Community	New South Wales	34	1	16	50
79	BaptistCare Coinda Court	New South Wales	2	0	0	2
271	BaptistCare Kularoo Centre	New South Wales	41	0	16	57
5	BaptistCare Maranoa Centre - Alstonville	New South Wales	6	0	12	18
5565	BaptistCare Shalom Centre	New South Wales	1	0	0	1
269	BaptistCare Warena Centre	New South Wales	1	0	4	5
1024	Bathurst Riverview Care Community	New South Wales	11	0	3	14
833	Beecroft House Aged Care	New South Wales	19	1	5	24
6216	Beresford Hall	New South Wales	2	0	3	5
538	Bill King Aged Care Facility	New South Wales	13	0	8	21
906	Blacktown Nursing Home	New South Wales	29	0	8	37
22953	Blacktown Terrace Care Community	New South Wales	1	0	0	1
110	Blue Haven Bonaira	New South Wales	1	0	0	1
28082	BlueWave Living	New South Wales	16	0	12	28
6198	Bolton Clarke Darlington	New South Wales	7	0	8	15
6578	Bombala Multi-Purpose Service	New South Wales	4	1	4	8
237	Borella House	New South Wales	7	0	2	9
1060	Bossley Parkside Care Community	New South Wales	0	0	9	9
5716	Bourke Multi-Purpose Service	New South Wales	2	0	6	8
231	Bracken House Dubbo	New South Wales	22	1	4	26
57	Brian King Gardens	New South Wales	39	0	2	41
126	Brother Alberts Home	New South Wales	2	0	3	5
924	Bupa Armidale	New South Wales	1	0	0	1

NAPS ID	Service Name	State	Resident Cases	Resident Deaths	Staff Cases	Total Incidents
949	Bupa Ashfield	New South Wales	48	2	7	55
6806	Bupa Ballina	New South Wales	61	1	17	78
6957	Bupa Baulkham Hills	New South Wales	27	0	11	38
1036	Bupa Kempsey	New South Wales	19	1	4	23
20699	Bupa St Ives	New South Wales	25	0	10	35
6231	Bupa Sutherland	New South Wales	19	0	2	21
5863	Bupa Waratah	New South Wales	3	0	1	4
6583	Bupa Willoughby	New South Wales	41	1	14	55
961	Calare Residential Aged Care Facility	New South Wales	40	5	17	57
350	Calvary Mt Carmel Retirement Community	New South Wales	4	0	0	4
1173	Calvary Ryde Retirement Community - Mary Potter Residential Care	New South Wales	3	0	0	3
486	Calvary Tanilba Shores Retirement Community	New South Wales	2	0	0	2
552	Carol Allen House	New South Wales	12	0	8	20
923	Casa Mia Aged Care Centre	New South Wales	24	0	4	28
10914	CASS Residential Aged Care Facility	New South Wales	1	0	5	6
472	Castle Hill Aged Care Home	New South Wales	2	0	0	2
188	Catholic Healthcare Blakeney Lodge	New South Wales	4	0	2	6
159	Catholic Healthcare Holy Spirit Aged Care	New South Wales	5	1	1	6
27500	Catholic Healthcare Holy Spirit Casula	New South Wales	22	1	8	30
5635	Catholic Healthcare Holy Spirit Croydon	New South Wales	44	0	26	70
576	Catholic Healthcare Holy Spirit Dubbo	New South Wales	1	0	0	1
302	Catholic Healthcare Lewisham Retirement Hostel	New South Wales	5	0	0	5
5563	Catholic Healthcare Our Lady of Loreto Gardens	New South Wales	1	0	0	1
103	Catholic Healthcare St Bedes Home	New South Wales	9	0	0	9
5470	Catholic Healthcare St Catherine's Aged Care	New South Wales	30	1	13	43
277	Catholic Healthcare St Joseph's Aged Care	New South Wales	17	2	25	42
955	Catholic Healthcare The Haven Residential Aged Care	New South Wales	44	0	15	59
278	Catholic Healthcare The Sister Anne Court Aged Care	New South Wales	8	1	1	9

NAPS ID	Service Name	State	Resident Cases	Resident Deaths	Staff Cases	Total Incidents
150	Cherrybrook Christian Care Centre	New South Wales	27	2	10	37
5456	Coastal Waters Aged Care	New South Wales	28	0	10	38
5714	Coffs Harbour Grange Care Community	New South Wales	12	0	5	17
701	Columbia Aged Care Services - Acacia Centre	New South Wales	1	0	0	1
16388	Columbia Aged Care Services - Oberon Village	New South Wales	28	2	22	50
6229	Columbia Aged Care Services - Willowood Centre	New South Wales	3	0	0	3
1099	Cootamundra Nursing Home	New South Wales	43	1	48	91
5467	Courtlands Aged Care Facility	New South Wales	4	0	2	6
1075	Crowley Retirement Village	New South Wales	12	0	14	26
22861	Dudley Foord House	New South Wales	4	0	1	5
430	Elizabeth Jenkins Place Aged Care Plus Centre	New South Wales	4	0	1	5
492	Elizabeth Lodge (Rushcutters Bay)	New South Wales	14	0	4	18
195	Elizabeth Lodge Hostel	New South Wales	10	0	6	16
5490	Emmaus	New South Wales	5	0	6	11
5874	Estia Health Albury	New South Wales	1	0	1	2
941	Estia Health Bexley Park	New South Wales	17	0	2	19
26994	Estia Health Blakehurst	New South Wales	30	2	9	39
641	Estia Health Camden	New South Wales	17	0	17	34
5494	Estia Health Dalmeny	New South Wales	0	0	3	3
5715	Estia Health Forster	New South Wales	11	0	4	15
1170	Estia Health Kogarah	New South Wales	13	0	1	14
614	Estia Health Ryde	New South Wales	13	0	1	14
5699	Estia Health Taree	New South Wales	44	0	12	56
1087	Estia Health Tuncurry	New South Wales	42	0	7	49
5462	Estia Health Willoughby	New South Wales	2	0	0	2
5448	Fairlea Aged Care @ Harris Park	New South Wales	8	1	1	9
484	Feros Village Bangalow	New South Wales	15	0	13	28
497	Frederic House	New South Wales	1	0	1	2

NAPS ID	Service Name	State	Resident Cases	Resident Deaths	Staff Cases	Total Incidents
1077	Garden Village	New South Wales	0	0	19	19
556	Garrawarra Centre	New South Wales	15	0	3	18
5270	Genista Aged Care Facility	New South Wales	6	0	1	7
226	Glaica House	New South Wales	14	2	4	18
872	Glenwood Nursing Home	New South Wales	2	0	0	2
6153	Goodhew Gardens	New South Wales	19	0	8	27
22734	Gosling Creek Aged Care	New South Wales	1	0	0	1
19383	Greenhill Manor	New South Wales	14	1	4	18
886	Greenwood Aged Care	New South Wales	15	0	2	17
7622	Gulgong Multi-Purpose Service	New South Wales	5	0	4	9
5390	Haddington Nursing Home	New South Wales	2	0	0	2
99	HammondCare - Bond House	New South Wales	6	1	4	10
8075	HammondCare - Cardiff	New South Wales	7	0	5	12
6810	HammondCare - Miranda	New South Wales	10	0	1	11
7975	HammondCare - Wahroonga	New South Wales	2	0	0	2
1016	Harbison Burradoo	New South Wales	5	0	9	14
481	Harbison Moss Vale	New South Wales	6	0	6	12
1094	Harbourside Haven Nursing Home and Hostel	New South Wales	3	0	1	4
853	Hawkesbury Living Pty Limited	New South Wales	6	0	2	8
915	Heritage Queanbeyan	New South Wales	14	0	6	20
1015	Hillgrove House	New South Wales	31	1	38	69
6803	Hixson Gardens Aged Care Facility	New South Wales	0	0	3	3
738	Hunters Hill Montefiore Home	New South Wales	5	0	14	19
65	Illawarra Diggers	New South Wales	33	1	23	56
341	Illawarra Multi-Cultural Village Hostel	New South Wales	7	0	3	10
205	IRT Diment Towers	New South Wales	15	0	0	15
1063	IRT Sarah Claydon	New South Wales	51	1	25	76
173	IRT Thomas Holt Kirrawee	New South Wales	3	0	1	4

NAPS ID	Service Name	State	Resident Cases	Resident Deaths	Staff Cases	Total Incidents
175	James Milson Village North Sydney	New South Wales	3	0	0	3
1175	Japara Albury & District	New South Wales	0	0	12	12
659	Japara Henley Manor	New South Wales	10	0	2	12
5388	Jindera Gardens Hostel	New South Wales	7	0	3	10
7979	John Edmondson VC Gardens	New South Wales	5	0	1	6
5875	Jonathan Rogers GC House	New South Wales	1	0	4	5
132	Juliana Village	New South Wales	0	0	6	6
824	Killara Gardens Aged Care	New South Wales	1	0	0	1
1106	Killara Glades Care Community	New South Wales	21	0	3	24
19285	Kintyre Lodge - Dubbo	New South Wales	26	0	2	28
5615	Kyogle Multi-Purpose Service	New South Wales	1	0	1	2
344	Lachlan Lodge	New South Wales	4	0	5	9
6915	Lansdowne Gardens	New South Wales	5	0	1	6
471	Leigh Place	New South Wales	1	0	0	1
808	Loreto Home of Compassion	New South Wales	3	0	1	4
6230	Lucy Chieng Aged Care Centre	New South Wales	16	1	7	23
23615	MacKillop House	New South Wales	1	0	0	1
6923	Marcus Loane House	New South Wales	18	0	2	20
5856	Mark Moran at Little Bay	New South Wales	14	0	5	19
7795	Markmoran at Vaucluse	New South Wales	3	0	0	3
705	Maroba Nursing Home	New South Wales	6	0	10	16
965	Maroubra Shores	New South Wales	0	0	2	2
415	Mary Mackillop Hostel Carrington Retirement Village	New South Wales	10	1	3	13
503	Mater Christi Aged Care Facility	New South Wales	28	0	31	59
370	McLean Care Mackellar Alkira Campus	New South Wales	15	0	17	32
1128	McLean Care Mackellar Apex Campus	New South Wales	4	0	3	7
22858	Melva McDonald Lodge	New South Wales	4	0	4	8
5523	Minchinbury Manor	New South Wales	1	0	5	6

NAPS ID	Service Name	State	Resident Cases	Resident Deaths	Staff Cases	Total Incidents
879	Miranda Aged Care Facility	New South Wales	4	0	0	4
889	Mona Vale View Care Community	New South Wales	21	0	8	29
6801	Moran Sylvania	New South Wales	0	0	8	8
23	Murray Haven Hostel	New South Wales	0	0	5	5
328	Murray House	New South Wales	0	0	2	2
262	Murray Vale Shalem Hostel	New South Wales	10	0	6	16
1071	Murrayvale Aged Care	New South Wales	13	3	3	16
1073	Murwillumbah Greens Care Community	New South Wales	6	0	3	9
1100	Navorina Nursing Home	New South Wales	5	0	4	9
7212	Newmarch House	New South Wales	15	0	4	19
55	Nuffield Village	New South Wales	41	2	7	48
495	Orana Gardens	New South Wales	1	0	1	2
1164	Orange Grove Care Community	New South Wales	1	0	0	1
47	Paling Court Residential Aged Care	New South Wales	46	0	13	59
7217	Pathways Cronulla Pines	New South Wales	27	0	13	40
6899	Pathways Sailors Bay	New South Wales	1	0	1	2
838	Peakhurst Nursing Home	New South Wales	8	0	3	11
5943	Pembroke Lodge	New South Wales	13	1	1	14
6905	Pemulwuy Aged Care	New South Wales	19	0	8	27
444	Peninsula Villages Ltd	New South Wales	2	0	1	3
27562	Peter Badcoe VC House	New South Wales	10	0	4	14
756	Peter Cosgrove House	New South Wales	4	0	10	14
440	Presbyterian Aged Care - Wescott	New South Wales	2	0	2	4
1050	Quakers Hillside Care Community	New South Wales	5	0	6	11
5340	Raffles Assisted Aged Care	New South Wales	0	0	3	3
6214	Randwick Montefiore Home	New South Wales	0	0	9	9
455	Rathgar Lodge	New South Wales	13	0	7	20
7973	Regis Elermore Vale	New South Wales	20	1	25	45

NAPS ID	Service Name	State	Resident Cases	Resident Deaths	Staff Cases	Total Incidents
383	Residential Gardens	New South Wales	21	0	3	24
817	RFBI Armidale Masonic Village	New South Wales	46	2	27	73
124	RFBI Benhome Masonic Village	New South Wales	1	0	0	1
417	RFBI Berry Masonic Village	New South Wales	4	0	3	7
7971	RFBI Dubbo Masonic Village	New South Wales	18	2	0	18
784	Roseneath Aged Care Centre Pty Ltd	New South Wales	7	1	7	14
6387	Rutherford Park Care Community	New South Wales	21	0	7	28
1133	Scalabrini Village Chipping Norton	New South Wales	42	0	25	67
1111	Scalabrini Village Griffith	New South Wales	1	0	1	2
22879	Sienna Grange Aged Care	New South Wales	6	0	2	8
1166	Sirius Cove Nursing Home	New South Wales	1	0	0	1
410	Southern Cross Care Daceyville Residential Aged Care	New South Wales	7	0	7	14
130	Southern Cross Care John Woodward Residential Aged Care	New South Wales	4	1	5	9
5535	Southern Cross Care Marsfield Residential Aged Care	New South Wales	0	0	2	2
5851	Southern Cross Care Mawsons Court Residential Aged Care	New South Wales	2	0	1	3
189	Southern Cross Care North Turrumurra Residential Aged Care	New South Wales	18	1	9	27
70	Southern Cross Care Orana Residential Aged Care	New South Wales	1	0	0	1
94	Southern Cross Care St Catherine's Residential Aged Care	New South Wales	3	0	0	3
443	Southern Cross Care St Joseph's Residential Aged Care	New South Wales	6	0	1	7
5852	Southern Cross Care Tenison Goulburn Residential Aged Care	New South Wales	0	0	5	5
22781	Southern Cross Care Thornton Park	New South Wales	10	0	1	11
233	St Agnes Site	New South Wales	2	0	2	4
1066	St Andrew's Village Ballina	New South Wales	12	2	11	23
539	St Basil's Kogarah	New South Wales	1	0	0	1
7273	St Brigid's Green Maroubra	New South Wales	11	0	7	18
565	St Catherine's Aged Care Services	New South Wales	4	0	0	4
931	St George Aged Care Centre	New South Wales	7	0	0	7
586	St Josephs Nursing Home	New South Wales	17	0	5	22

NAPS ID	Service Name	State	Resident Cases	Resident Deaths	Staff Cases	Total Incidents
1070	St Lukes Nursing Home	New South Wales	3	0	0	3
19314	St Patrick's Green	New South Wales	10	0	6	16
390	St Simeon Village	New South Wales	8	0	0	8
545	St Vincent's Care Services Auburn	New South Wales	2	0	1	3
8068	St Vincent's Care Services Bronte	New South Wales	20	1	2	22
1095	St Vincent's Care Services Heathcote	New South Wales	18	0	9	27
257	Stella Maris Aged Care Facility	New South Wales	2	1	2	4
299	Stroud Community Lodge	New South Wales	6	1	4	10
6961	SummitCare Baulkham Hills	New South Wales	5	0	5	10
6235	SummitCare Wallsend	New South Wales	55	6	20	75
6945	Tallwoods Corner Aged Care Service	New South Wales	8	0	1	9
223	Teloca House Hostel	New South Wales	1	0	0	1
714	The Little Sisters of the Poor Mount St Joseph's Home	New South Wales	18	0	9	27
643	The Maronite Sisters Of The Holy Family Village	New South Wales	1	0	2	3
96	The Pioneers Lodge	New South Wales	6	0	0	6
258	The Whiddon Group - Glenfield - Arthur Webb	New South Wales	8	0	7	15
259	The Whiddon Group - Glenfield - Easton Park	New South Wales	7	0	12	19
113	The Whiddon Group - Kyogle	New South Wales	4	0	1	5
310	The Whiddon Group - Redhead	New South Wales	4	0	0	4
1150	The Whiddon Group - Temora	New South Wales	19	0	15	34
312	The Whiddon Group - Weeronga	New South Wales	4	0	1	5
182	The Whiddon Group Temora - Greenstone	New South Wales	10	0	5	15
5267	Thomas and Rosetta Agst Aged Care Facility	New South Wales	12	1	10	22
1160	Tingira Hills Care Community	New South Wales	40	4	19	59
1138	Turrumurra House Nursing Home	New South Wales	5	0	5	10
604	Uniting Abrina Ashfield	New South Wales	25	3	12	37
607	Uniting Aldersgate Lilyfield	New South Wales	1	0	1	2
248	Uniting Banks Lodge Peakhurst	New South Wales	24	1	5	29

NAPS ID	Service Name	State	Resident Cases	Resident Deaths	Staff Cases	Total Incidents
488	Uniting Bankstown	New South Wales	1	0	1	2
981	Uniting Bowden Brae Normanhurst	New South Wales	14	0	4	18
908	Uniting Caroon Marima Goonellabah	New South Wales	5	1	2	7
1059	Uniting Edinglassie Emu Plains	New South Wales	8	0	4	12
6232	Uniting Elanora Shellharbour	New South Wales	11	1	3	14
790	Uniting Elizabeth Gates Singleton	New South Wales	0	0	2	2
5955	Uniting Farmborough Unanderra	New South Wales	60	2	28	88
1055	Uniting Garden Suburb	New South Wales	8	0	2	10
1044	Uniting Gerringong	New South Wales	16	2	10	26
969	Uniting Griffith	New South Wales	52	6	14	66
238	Uniting Hawkesbury Richmond	New South Wales	3	0	2	5
394	Uniting Illowra Waverley	New South Wales	16	0	2	18
1076	Uniting Kingscliff	New South Wales	7	0	2	9
439	Uniting Koombahla Elmore Vale	New South Wales	29	1	14	43
152	Uniting Locke Haven Petersham	New South Wales	2	0	2	4
6233	Uniting Mingaletta Port Macquarie	New South Wales	17	2	10	27
1033	Uniting Narla Belmont North	New South Wales	16	1	12	28
846	Uniting Northaven Turramurra	New South Wales	1	0	0	1
140	Uniting Osborne House Nowra	New South Wales	2	0	1	3
6234	Uniting Pacifica Nambucca Heads	New South Wales	2	0	5	7
6218	Uniting Quong Tart Ashfield	New South Wales	8	0	0	8
167	Uniting Springwood	New South Wales	0	0	3	3
5181	Uniting Starrett Lodge Hamlyn Terrace	New South Wales	1	0	2	3
117	Uniting The Marion Leichhardt	New South Wales	16	0	0	16
1047	Uniting Tumut	New South Wales	4	0	2	6
990	Uniting Wesley Gardens Belrose	New South Wales	2	0	1	3
849	Uniting Westmead	New South Wales	24	0	3	27
105	Vincent Court	New South Wales	2	0	4	6

NAPS ID	Service Name	State	Resident Cases	Resident Deaths	Staff Cases	Total Incidents
697	Warrigal Care Bundanoon	New South Wales	24	0	9	33
792	Warrigal Care Goulburn	New South Wales	22	4	16	38
197	Warrigal Care Mt Warrigal	New South Wales	7	0	4	11
5709	Warrigal Mount Terry	New South Wales	21	1	10	31
575	Werombi Court	New South Wales	0	0	4	4
7259	Wesley Rayward	New South Wales	0	0	3	3
134	Whiddon Moree	New South Wales	2	0	0	2
1006	Whiddon Moree NH	New South Wales	30	1	13	43
5700	William Cape Gardens	New South Wales	3	0	7	10
632	Windermere Aged Care Facility	New South Wales	3	0	8	11
280	Woollahra Montefiore Home	New South Wales	1	0	0	1
991	Yallaroo	New South Wales	8	0	6	14
4402	Flynn Lodge	Northern Territory	13	0	5	18
23335	Nganampa Ngura Mutitjulu-nya (Mutitjulu Flexilbe Aged Care Service)	Northern Territory	15	0	4	19
4394	Rocky Ridge	Northern Territory	0	0	5	5
4396	Terrace Gardens	Northern Territory	19	0	14	33
5591	Adventist Retirement Village - Victoria Pt	Queensland	34	0	13	47
3441	Akooramak Care of Older Persons	Queensland	8	0	9	17
3410	Anglicare SQ Edwin Marsden Tooth Memorial Home for Aged	Queensland	5	0	6	11
3600	Anglicare SQ Kirami Home for the Aged	Queensland	8	0	4	12
19431	Arcare Caboolture	Queensland	10	0	2	12
7009	Arcare Hope Island	Queensland	46	2	10	56
8011	Arcare Maroochydore	Queensland	14	0	5	19
5971	Arcare North Lakes	Queensland	1	0	10	11
22702	Arcare Parkinson	Queensland	43	0	13	56
26820	Arcare Parkwood	Queensland	18	0	6	24
3619	Ashmore Gardens Care Community	Queensland	16	0	7	23
3400	Beuaraba Lodge	Queensland	18	1	13	31

NAPS ID	Service Name	State	Resident Cases	Resident Deaths	Staff Cases	Total Incidents
3498	Beaumont Care Roslyn Lodge	Queensland	10	0	5	15
7349	Beaumont Care Wamuran	Queensland	1	0	17	18
3765	Bethany	Queensland	6	0	3	9
3708	Bethesda Caring Centre	Queensland	1	0	4	5
3539	Blue Care Beenleigh Bethania Haven Aged Care Facility	Queensland	1	0	3	4
3862	Blue Care Brassall Aged Care Facility	Queensland	5	0	7	12
3515	Blue Care Bundaberg Pioneer Aged Care Facility	Queensland	6	0	3	9
3803	Blue Care Bundaberg Riverlea Aged Care Facility	Queensland	31	3	14	45
3791	Blue Care Carina Aged Care Facility	Queensland	7	0	11	18
3555	Blue Care Elanora Pineshaven Aged Care Facility	Queensland	12	0	3	15
3431	Blue Care Emerald Avalon Aged Care Facility	Queensland	24	0	15	39
5646	Blue Care Gladstone Edenvale Aged Care Facility	Queensland	10	0	10	20
3815	Blue Care Kenmore Aged Care Facility	Queensland	9	0	0	9
3364	Blue Care Labrador Aged Care Facility	Queensland	4	0	4	8
5170	Blue Care Redland Bay Yarrabee Aged Care Facility	Queensland	11	0	6	17
3384	Blue Care Sunnybank Hills Carramar Aged Care Facility	Queensland	12	0	7	19
3660	Blue Care Tallebudgera Talleyhaven Aged Care Facility	Queensland	5	0	2	7
3780	Blue Care Toowoomba Residential Aged Care Facility	Queensland	12	0	1	13
3399	Blue Care Townsville Mt Louisa Aged Care Facility	Queensland	18	0	10	28
3679	Bolton Clarke Baycrest	Queensland	0	0	2	2
3783	Bolton Clarke Carrington	Queensland	27	0	18	45
3637	Bolton Clarke Cazna Gardens	Queensland	7	0	10	17
3608	Bolton Clarke Centaur	Queensland	0	0	5	5
3437	Bolton Clarke Fairview	Queensland	1	0	13	14
3438	Bolton Clarke Fernhill	Queensland	19	0	21	40
3610	Bolton Clarke Galleon Gardens	Queensland	1	0	2	3
3639	Bolton Clarke Inverpine	Queensland	13	0	16	29
3449	Bolton Clarke Milford Grange	Queensland	0	0	7	7

NAPS ID	Service Name	State	Resident Cases	Resident Deaths	Staff Cases	Total Incidents
5643	Bolton Clarke Moreton Shores	Queensland	0	0	4	4
3900	Bolton Clarke Pioneers Nursing Home	Queensland	6	0	4	10
3643	Bolton Clarke Rowes Bay	Queensland	29	0	11	40
5641	Bolton Clarke Talbarra	Queensland	4	0	6	10
5640	Bolton Clarke Tantula Rise	Queensland	5	0	12	17
5529	Bribie Cove	Queensland	5	0	4	9
3710	Brighton Health Campus (Gannet House)	Queensland	1	0	0	1
6454	Buderim Views Assisted Aged Care	Queensland	6	0	7	13
5304	Bupa Merrimac	Queensland	3	0	0	3
23358	Bupa Rangeville	Queensland	39	5	32	71
19364	Bupa Runaway Bay	Queensland	16	0	14	30
6819	Bupa Tugun	Queensland	61	2	21	82
3380	Cabanda Aged Care	Queensland	0	0	3	3
5652	Calamvale Parklands Care Community	Queensland	5	0	5	10
6825	CapellaBay Aged Care	Queensland	9	0	4	13
12349	Caravonica Waters	Queensland	1	0	8	9
5380	Carinity Shalom	Queensland	11	0	7	18
3635	Carinity Wishart Gardens	Queensland	1	0	2	3
3434	Carinya (Atherton) Hostel	Queensland	3	0	14	17
3492	Carramar Aged Care	Queensland	6	0	12	18
3878	Churches of Christ Brig-o-doon Aged Care Service	Queensland	3	0	7	10
3788	Churches of Christ Clive Burdeu Aged Care Service	Queensland	3	0	2	5
3415	Churches of Christ Fassifern Aged Care Service	Queensland	3	0	5	8
3420	Churches of Christ Lady Small Haven Aged Care Service	Queensland	1	0	2	3
6449	Churches of Christ Little Mountain Aged Care Service	Queensland	21	0	11	32
3418	Churches of Christ Moonah Park Aged Care Service	Queensland	40	4	21	61
7243	Churches of Christ Stanthorpe Aged Care Service	Queensland	8	0	4	12
3419	Churches of Christ Toowoomba Aged Care Service	Queensland	18	0	9	27

NAPS ID	Service Name	State	Resident Cases	Resident Deaths	Staff Cases	Total Incidents
3594	Churches of Christ Warrawee Aged Care Service	Queensland	4	0	1	5
26595	Churches of Christ Warwick Aged Care Service	Queensland	17	1	6	23
3909	Clifton Nursing Home	Queensland	19	1	17	36
5827	Collinsville Hospital	Queensland	2	0	3	5
3491	Cooinda Aged Care Centre	Queensland	8	0	3	11
8005	Embracia in Woodford	Queensland	4	0	24	28
7569	Estia Health Gold Coast	Queensland	10	0	11	21
22894	Estia Health Maroochydore	Queensland	2	0	1	3
3659	Estia Health Mount Coolum	Queensland	0	0	2	2
5732	Estia Health Southport	Queensland	0	0	2	2
26550	Estia Health Twin Waters	Queensland	9	0	4	13
3711	Eventide Charters Towers	Queensland	1	0	0	1
3488	Finncare Aged Care	Queensland	3	0	1	4
3632	Forest View Aged Persons Home	Queensland	19	1	12	31
3779	Francis Of Assisi Home	Queensland	18	0	9	27
3493	Garden City Retirement Home	Queensland	10	0	3	13
22902	Infinite Care Cornubia	Queensland	32	1	10	42
23484	Infinite Care Edmonton Gardens	Queensland	6	0	6	12
25034	Infinite Care Ipswich	Queensland	26	1	4	30
22922	Infinite Care Mount Lofty	Queensland	16	3	15	31
19417	IRT Woodlands	Queensland	1	0	0	1
3845	Japara Gympie Views	Queensland	6	0	4	10
3884	Japara Noosa	Queensland	33	1	17	50
26604	Japara Robina Rise	Queensland	5	0	3	8
26546	Jimboomba Community Aged Care	Queensland	19	1	6	25
3661	Kaloma Home for the Aged	Queensland	0	0	2	2
5173	Kirra Beach Care Community	Queensland	37	1	15	52
3476	Lodges on George	Queensland	8	0	2	10

NAPS ID	Service Name	State	Resident Cases	Resident Deaths	Staff Cases	Total Incidents
3373	Magnolia Aged Care Coomera	Queensland	26	0	11	37
3702	Mandalay Retreat	Queensland	22	0	8	30
3475	Maranatha Aged Care	Queensland	8	1	3	11
3482	Mercy Community Services - Emmaus	Queensland	0	0	2	2
6455	Merrimac Park Private Care	Queensland	17	0	1	18
3560	Murroona Gardens	Queensland	7	0	14	21
3906	Nambour Gardens Care Community	Queensland	3	0	1	4
19367	Narangba Community Aged Care	Queensland	38	0	27	65
3453	Nazareth Residential Aged Care	Queensland	1	0	0	1
8013	NewDirection Care at Bellmere	Queensland	4	0	6	10
23462	Ny-Ku Byun (new service)	Queensland	14	3	14	28
3358	Oxley Grove Care Community	Queensland	1	0	0	1
22900	Ozcare - Toowoomba	Queensland	4	0	1	5
5183	Ozcare Malanda	Queensland	2	0	0	2
5534	Ozcare Ozanam Villa - Burleigh	Queensland	8	0	9	17
3808	Ozcare Villa Vincent	Queensland	57	2	37	94
7007	Palm Lake Bethania Aged Care Facility	Queensland	20	0	18	38
7370	Palm Lake Care Bargara	Queensland	51	0	40	91
26552	Palm Lake Care Beachmere	Queensland	2	0	7	9
23525	Palm Lake Care Mt Warren Park	Queensland	12	0	10	22
22950	Palm Lake Care Toowoomba	Queensland	39	0	27	66
3604	Palmwoods Care Centre	Queensland	20	0	13	33
3672	Paradise Lakes Care Centre	Queensland	2	0	3	5
5945	Parklands Aged Care Facility & Retirement Village	Queensland	3	0	10	13
3720	Parkview	Queensland	13	0	7	20
5279	Peninsula Palms Retirement Village	Queensland	9	0	6	15
3468	Pyramid Residential Care Centre	Queensland	1	0	9	10
3870	Redcliffe Aged Care Service	Queensland	9	0	6	15

NAPS ID	Service Name	State	Resident Cases	Resident Deaths	Staff Cases	Total Incidents
3885	Regis Caboolture	Queensland	29	2	16	45
7017	Regis Ferny Grove	Queensland	36	3	13	49
3704	Regis Gatton	Queensland	10	0	2	12
3575	Regis Greenbank	Queensland	11	0	3	14
26622	Regis Lutwyche	Queensland	21	0	15	36
5172	Regis Salisbury	Queensland	21	0	6	27
3532	Regis Sandgate - Musgrave	Queensland	27	0	3	30
3829	Regis The Gap	Queensland	9	0	10	19
5637	Sandbrook Assisted Aged Care	Queensland	10	0	1	11
7416	Seabrae Manor	Queensland	15	0	10	25
5974	Seabrook	Queensland	18	0	20	38
7347	Seaton Place Aged Care	Queensland	2	0	11	13
3522	Sinnamon Village - Jacobs Court	Queensland	2	0	2	4
3521	Sinnamon Village - Kentish Court	Queensland	16	0	9	25
3523	Sinnamon Village - Knowles Court	Queensland	7	0	3	10
3520	Sinnamon Village - Nash Court	Queensland	1	0	1	2
3524	Sinnamon Village - Reid Court	Queensland	2	0	4	6
3696	Sir James Terrace	Queensland	42	1	21	63
5435	Southern Cross Care Facility Caloundra	Queensland	6	0	5	11
3471	Southern Cross Care Holland Park - Duhig Village	Queensland	18	1	30	48
3504	Southern Cross Care Nanango - Karinya	Queensland	3	0	0	3
3582	Southern Cross Care Raceview - St Mary's	Queensland	8	0	5	13
23614	Springwood Terrace Care Community	Queensland	7	0	13	20
3627	St Andrews	Queensland	22	0	6	28
5903	St Mary's Coolum Beach	Queensland	2	0	0	2
3541	St Paul de Chartres Residential Aged Care	Queensland	18	0	20	38
5977	St Vincent's Care Carina	Queensland	15	0	16	31
28115	St Vincent's Care Corinda	Queensland	4	0	4	8

NAPS ID	Service Name	State	Resident Cases	Resident Deaths	Staff Cases	Total Incidents
3452	St Vincent's Care Services Bardon	Queensland	5	0	3	8
3435	St Vincent's Care Services Kangaroo Point - Marycrest	Queensland	41	1	20	61
3865	St Vincent's Care Services Mitchelton	Queensland	27	0	24	51
3565	Sunnymeade Park Aged Care Community	Queensland	55	0	40	95
3852	Sylvan Woods Nursing Home	Queensland	1	0	1	2
3467	Taralga Retirement Village Hostel	Queensland	5	0	5	10
3766	The Brodribb Home	Queensland	11	0	7	18
3868	The Good Shepherd Nursing Home	Queensland	47	0	39	86
7242	The Menzies @ Pacific Paradise	Queensland	28	0	16	44
8009	The Ormsby Aged Care	Queensland	17	0	12	29
3387	The Plains	Queensland	8	1	3	11
6560	The Terraces Assisted Aged Care	Queensland	1	0	2	3
3750	TriCare Cypress Gardens Aged Care Residence	Queensland	34	2	23	57
3761	TriCare Kawana Waters Aged Care Residence	Queensland	41	0	10	51
3863	TriCare Mt Gravatt Aged Care Residence	Queensland	10	0	2	12
3861	TriCare Toowoomba Aged Care Residence	Queensland	20	1	7	27
3487	Trinder Park	Queensland	3	0	5	8
5978	Varsity Views Care Community	Queensland	64	1	25	89
5274	Villa Serena	Queensland	28	0	11	39
27051	Village Coorparoo Aged Care	Queensland	14	0	4	18
3485	Wahroonga	Queensland	23	1	12	35
3682	Waroon Multipurpose Centre	Queensland	23	0	11	34
3707	Wellington Park Private Care	Queensland	15	0	13	28
3530	Wheller Gardens - Cooper House	Queensland	0	0	5	5
3442	Wongaburra Garden Settlement Hostel	Queensland	1	0	7	8
3553	Woombye Care	Queensland	2	0	2	4
4339	ACH Group Residential Care - Milpara	South Australia	1	0	0	1
4358	ACH Group Residential Care - Perry Park (high care)	South Australia	6	0	1	7

NAPS ID	Service Name	State	Resident Cases	Resident Deaths	Staff Cases	Total Incidents
6829	ACH Group Residential Care - ViTA	South Australia	5	0	0	5
4031	Aldersgate Aged Care Services	South Australia	1	0	0	1
4181	Aldinga Beach Court	South Australia	1	0	2	3
4342	All Care Aged Care The Vales	South Australia	23	1	2	25
4340	Alwyndor Aged Care	South Australia	25	0	23	48
4154	Amber Aged Care	South Australia	1	0	0	1
4257	Ananda Hope Valley Residential Care	South Australia	0	0	3	3
4179	AnglicareSA Elizabeth - Dutton Court	South Australia	14	0	7	21
5355	AnglicareSA Westbourne Park	South Australia	1	0	0	1
4091	Barunga Village Incorporated	South Australia	4	0	0	4
4072	Belalie Lodge	South Australia	1	0	0	1
4035	Bene Aged Care - The Italian Village	South Australia	2	0	4	6
4106	Bupa Campbelltown	South Australia	27	2	6	33
4234	Carinya Residential Care Centre	South Australia	13	3	4	17
4055	Charles Young Residential Care Centre	South Australia	8	0	5	13
4353	Christies Beach Residential Care Services	South Australia	33	2	20	53
23156	Eastern Eyre - Kimba MPS	South Australia	1	0	0	1
4196	Eldercare Allambi	South Australia	12	0	12	24
4193	Eldercare Cottage Grove	South Australia	24	0	8	32
4348	Eldercare Evanston Park	South Australia	19	0	6	25
5797	Eldercare Seaford	South Australia	18	0	10	28
4197	Eldercare The Lodge	South Australia	65	2	26	91
4356	Estia Health Craigmore	South Australia	6	0	1	7
4296	Estia Health Golden Grove	South Australia	0	0	2	2
4217	Estia Health Hope Valley	South Australia	21	0	15	36
7252	Estia Health Lockleys	South Australia	1	0	0	1
5558	Estia Health Salisbury East	South Australia	1	0	0	1
4308	Gawler Grande Views	South Australia	1	0	1	2

NAPS ID	Service Name	State	Resident Cases	Resident Deaths	Staff Cases	Total Incidents
4236	Glenrose Court	South Australia	9	0	3	12
4238	Gloucester Residential Care	South Australia	24	2	9	33
4346	Hahndorf Residential Care Services	South Australia	5	0	0	5
5271	Hawksbury Gardens Aged Care Facility	South Australia	11	1	7	18
7077	Helping Hand Aged Care - Lightsview	South Australia	15	0	4	19
4378	Helping Hand Aged Care - Parafield Gardens	South Australia	0	0	4	4
4019	Japara Mitcham	South Australia	3	0	1	4
4307	Japara Oaklands	South Australia	5	0	1	6
5545	Japara The Homestead	South Australia	2	0	4	6
4275	Japara Trevu House	South Australia	1	0	1	2
4071	Kalyra Belair Aged Care	South Australia	3	0	5	8
4199	Kalyra McLaren Vale Aged Care	South Australia	1	0	1	2
4143	Kalyra Woodcroft Aged Care	South Australia	1	0	2	3
4151	LHI Hope Valley	South Australia	1	0	7	8
4086	Longridge Aged Care	South Australia	8	0	12	20
4108	Lourdes Valley The Lodge Residential Care	South Australia	17	1	1	18
23164	Mallee - Karoonda MPS	South Australia	8	0	11	19
4372	Marten Residential Care Centre	South Australia	12	0	2	14
4043	Mary Cecelia Hart Court Hostel	South Australia	11	0	9	20
4359	Matthew Flinders Home Inc	South Australia	7	0	11	18
23169	Mid West - Elliston MPS	South Australia	2	0	1	3
4109	Mount Carmel Residential Care	South Australia	0	0	3	3
8021	Oakfield Lodge Residential Care	South Australia	17	0	5	22
5555	Onkaparinga Lodge Residential Care	South Australia	11	0	7	18
4140	Parkview Aged Care	South Australia	4	0	9	13
4163	Pennwood Village	South Australia	1	0	0	1
22823	Resthaven Aberfoyle Park	South Australia	0	0	10	10
4093	Resthaven Bellevue Heights	South Australia	0	0	5	5

NAPS ID	Service Name	State	Resident Cases	Resident Deaths	Staff Cases	Total Incidents
5296	Resthaven Craigmore	South Australia	12	0	7	19
4255	Resthaven Malvern	South Australia	12	0	4	16
4333	Resthaven Marion	South Australia	13	0	16	29
4254	Resthaven Mitcham	South Australia	7	0	9	16
6921	Resthaven Mount Gambier	South Australia	4	0	19	23
7451	Resthaven Port Elliot	South Australia	0	0	6	6
4309	Resthaven Westbourne Park	South Australia	5	0	10	15
4186	Reynella Lodge	South Australia	1	0	3	4
4362	Seaton Nursing Home	South Australia	15	0	7	22
4326	Somerton Residential Care Centre	South Australia	2	0	0	2
23172	Southern Flinders - Laura MPS	South Australia	2	0	5	7
4174	St Pauls Lutheran Hostel	South Australia	6	0	5	11
4107	The Philip Kennedy Centre Residential Care	South Australia	3	0	17	20
4111	The Pines Lodge Residential Care	South Australia	1	0	2	3
4268	UnitingSA West Lakes	South Australia	12	2	7	19
4203	Wakefield Aged Care Service	South Australia	8	0	6	14
4319	Walkerville Residential Care Centre	South Australia	22	0	6	28
6258	Wami Kata Old Folks Home	South Australia	3	0	3	6
5460	War Veterans Home Myrtle Bank	South Australia	1	0	1	2
4089	Wesley House	South Australia	28	1	17	45
5556	West Beach Residential Care	South Australia	8	0	2	10
4350	Westminster Village Nursing Home	South Australia	24	0	1	25
4274	Wheatfields Incorporated	South Australia	0	0	3	3
4980	Baptcare Karingal Community Care	Tasmania	16	0	7	23
6488	Barossa Park Lodge	Tasmania	2	0	1	3
4997	Corumbene Hostel	Tasmania	1	0	3	4
4979	Emmerton Park Aged Care Facility	Tasmania	25	0	3	28
8024	Fairway Rise	Tasmania	20	0	5	25

NAPS ID	Service Name	State	Resident Cases	Resident Deaths	Staff Cases	Total Incidents
5548	Glenara Lakes	Tasmania	27	0	7	34
5311	Glenview Community Services Inc.	Tasmania	3	0	2	5
5088	Guilford Young Grove	Tasmania	6	0	0	6
22935	Japara Riverside Views	Tasmania	0	0	3	3
23507	Korongee	Tasmania	3	0	3	6
4982	Mary Ogilvy Home	Tasmania	2	0	3	5
5072	Meercroft Care	Tasmania	10	0	4	14
5092	Melaleuca Home For The Aged	Tasmania	1	0	0	1
5095	Peacehaven N	Tasmania	24	0	5	29
5097	Regis Tasmania - Eastern Shore	Tasmania	1	0	0	1
5026	Regis Tasmania - Legana	Tasmania	18	0	2	20
5031	Regis Tasmania - Norwood	Tasmania	17	0	4	21
5047	Rosary Gardens	Tasmania	49	1	17	66
5400	Snug Village	Tasmania	3	1	2	5
5090	Tandara Lodge	Tasmania	2	0	0	2
5032	Uniting AgeWell Aldersgate Village	Tasmania	2	0	0	2
5561	Uniting AgeWell Queenborough Rise	Tasmania	5	0	0	5
5057	Uniting AgeWell Strathaven	Tasmania	47	0	15	62
5019	West Coast District Hospital - Lyell House	Tasmania	13	0	15	28
2605	Abberfield Aged Care Facility	Victoria	62	2	24	86
1787	Alcheringa	Victoria	2	0	0	2
3043	Anzac Lodge Private Nursing Home	Victoria	59	5	19	78
27669	Arcare Balnarring	Victoria	10	0	6	16
2316	Arcare Hillside	Victoria	22	0	2	24
7468	Arcare Keysborough	Victoria	17	0	6	23
16434	Arcare Parkview Malvern East	Victoria	3	0	0	3
7105	Arcare Point Lonsdale	Victoria	2	0	1	3
26035	Arcare Templestowe	Victoria	2	0	0	2

NAPS ID	Service Name	State	Resident Cases	Resident Deaths	Staff Cases	Total Incidents
2122	Assisi Centre Aged Care	Victoria	20	0	4	24
5433	Aurrum Reservoir	Victoria	5	0	0	5
2885	Avoca Nursing Home	Victoria	2	0	1	3
2299	Avonlea Grange Hostel	Victoria	13	0	2	15
3034	Bairnsdale Parklands Care Community	Victoria	6	0	9	15
6924	Banfields Aged Care	Victoria	14	1	8	22
6908	Banksia Lodge Residential Aged Care Service	Victoria	27	0	6	33
5352	Baptcare - Hedley Sutton Community	Victoria	17	0	6	23
2059	Baptcare - Northaven Community	Victoria	12	0	1	13
19493	Baptcare Abbey Gardens Community	Victoria	5	0	5	10
26572	Baptcare Coasthaven Community	Victoria	8	0	7	15
2630	Baptcare Peninsula View Community	Victoria	11	1	6	17
19354	Baptcare The Orchards Community	Victoria	9	0	2	11
19315	Baptcare Wattle Grove Community	Victoria	31	2	4	35
1913	Barwo Homestead	Victoria	1	0	0	1
2985	Beaufort Nursing Home	Victoria	2	0	2	4
2315	Belmont Grange	Victoria	7	0	0	7
2345	Belvedere Aged Care	Victoria	14	0	0	14
1788	Benetas Broughton Hall	Victoria	21	0	4	25
1891	Benetas Corowa Court	Victoria	1	0	0	1
1830	Benetas St Laurence Court - Eaglehawk	Victoria	34	0	15	49
5990	BlueCross Baradine	Victoria	8	0	2	10
5417	BlueCross Chelsea Manor	Victoria	4	0	0	4
2130	BlueCross Cresthaven	Victoria	15	0	0	15
2154	BlueCross Elly Kay	Victoria	2	0	0	2
5711	BlueCross Hansworth	Victoria	5	0	1	6
2679	BlueCross Hilltop	Victoria	60	3	15	75
6916	BlueCross Scotchmans Creek	Victoria	4	0	1	5

NAPS ID	Service Name	State	Resident Cases	Resident Deaths	Staff Cases	Total Incidents
5361	BlueCross Silverwood	Victoria	3	0	0	3
5926	BlueCross The Boulevard	Victoria	1	0	0	1
2781	BlueCross The Mews	Victoria	2	0	0	2
3018	Brimlea Aged Care	Victoria	0	0	2	2
2067	BSL Aged Care - Clifton Hill	Victoria	6	0	3	9
19293	Bupa Ballarat	Victoria	22	0	5	27
2839	Bupa Bellarine Lakes	Victoria	12	2	2	14
5305	Bupa Bendigo	Victoria	3	0	3	6
5673	Bupa Berwick	Victoria	2	0	0	2
2831	Bupa Bonbeach	Victoria	2	0	4	6
2707	Bupa Coburg	Victoria	26	3	20	46
8026	Bupa Echuca	Victoria	48	1	10	58
2846	Bupa South Morang	Victoria	23	0	10	33
2824	Bupa Wodonga	Victoria	9	0	7	16
19305	Camberwell Green	Victoria	7	0	0	7
3037	Carrum Downs Aged Care	Victoria	26	0	3	29
2698	Carrum Downs Private Nursing Home	Victoria	6	0	3	9
5946	Casey Aged Care	Victoria	37	1	14	51
2156	Castlemaine Health	Victoria	37	0	3	40
5760	CCSSCI - On Luck Chinese Nursing Home	Victoria	22	0	5	27
2014	Cheltenham Manor	Victoria	5	1	0	5
3052	Clarinda on the Park	Victoria	5	0	4	9
2890	Cohuna District Nursing Home	Victoria	6	0	3	9
1791	Cohuna Village	Victoria	8	0	7	15
2224	Cooinda Lodge Nursing Home	Victoria	2	0	4	6
2042	Cooinda Village Inc	Victoria	7	0	2	9
1897	Corpus Christi Community	Victoria	38	1	12	50
5387	Costa House	Victoria	2	0	0	2

NAPS ID	Service Name	State	Resident Cases	Resident Deaths	Staff Cases	Total Incidents
2722	Craigcare Pascoe Vale	Victoria	23	1	5	28
1850	Crossley House Hostel Inc	Victoria	4	0	2	6
1894	Cumberland View Aged Care - Whalley Drive	Victoria	19	0	4	23
2785	Darvall Lodge	Victoria	1	0	0	1
2270	Diana Street Lodge	Victoria	7	0	8	15
2942	Donwood Nursing Home	Victoria	18	0	7	25
5838	Drysdale Grove	Victoria	1	0	0	1
2333	Edenvale Manor Aged Care Facility	Victoria	7	0	3	10
8030	Embracia Moonee Valley	Victoria	9	0	0	9
2840	Estia Health Altona Meadows	Victoria	2	0	3	5
5924	Estia Health Bannockburn	Victoria	0	0	2	2
2987	Estia Health Benalla	Victoria	0	0	2	2
2762	Estia Health Epping VIC	Victoria	0	0	2	2
2343	Estia Health Melton South	Victoria	0	0	2	2
5415	Estia Health Werribee	Victoria	3	0	2	5
2999	Estia Health Yarra Valley	Victoria	24	0	5	29
1771	Eva Tilley Memorial Hostel	Victoria	22	0	3	25
2103	Eventide Homes (Stawell) Inc	Victoria	58	1	16	74
2653	Ferndale Gardens Aged Care Services	Victoria	1	0	6	7
5412	Froniditha Clayton Aged Care	Victoria	34	0	4	38
5814	Froniditha Lower Templestowe	Victoria	8	0	2	10
2265	Geoffrey Cutter Centre	Victoria	30	0	4	34
2289	Gibson Street Complex	Victoria	9	0	5	14
5379	Glengollan Village	Victoria	2	0	3	5
3025	Golden Oaks Nursing Home	Victoria	3	0	6	9
2301	Graceland Manor	Victoria	2	0	0	2
19382	Grand Cedar	Victoria	24	0	1	25
2873	GraniteHill Aged Care	Victoria	2	0	7	9

NAPS ID	Service Name	State	Resident Cases	Resident Deaths	Staff Cases	Total Incidents
5805	Greenway Gardens	Victoria	16	0	5	21
3028	Gregory Lodge	Victoria	3	0	1	4
2186	HammondCare - The Glens	Victoria	27	0	0	27
7227	Havilah on Palmerston	Victoria	1	0	0	1
2931	Heywood Nursing Home	Victoria	1	0	0	1
1971	Hillview Bunyip Aged Care Inc	Victoria	35	1	12	47
2116	Holloway Aged Care Services	Victoria	26	0	11	37
3049	Holmwood Aged Care Facility	Victoria	23	1	12	35
2933	Jack Lonsdale Lodge	Victoria	7	0	2	9
2791	Japara Bonbeach	Victoria	12	0	6	18
2769	Japara Central Park	Victoria	10	0	9	19
5312	Japara Elanora	Victoria	6	0	4	10
2813	Japara Hallam	Victoria	8	0	3	11
2804	Japara Kirralee	Victoria	1	0	1	2
2891	Japara Lakes Entrance	Victoria	2	0	5	7
2666	Japara Lower Plenty Garden Views	Victoria	2	0	2	4
2323	Japara Millward	Victoria	2	0	3	5
2821	Japara Springvale	Victoria	28	0	9	37
1928	Japara Strzelecki House	Victoria	10	0	3	13
23624	Japara The Highbury	Victoria	19	0	4	23
2250	Karinya	Victoria	0	0	4	4
2281	Killara Hostel	Victoria	6	0	5	11
2249	Kowree Nursing Home Unit	Victoria	0	0	2	2
2309	Lakes Entrance Care Community	Victoria	6	0	3	9
2082	Lakeview Lodge Hostel	Victoria	42	0	3	45
5788	Langford Grange	Victoria	14	0	1	15
1872	Latrobe Valley Village Hostel	Victoria	17	0	11	28
5408	Lexington Gardens	Victoria	2	0	1	3

NAPS ID	Service Name	State	Resident Cases	Resident Deaths	Staff Cases	Total Incidents
5386	Lifeview Emerald Glades	Victoria	6	0	0	6
2908	Lilydale Aged Care	Victoria	20	1	11	31
1893	Lionsbrae Hostel	Victoria	37	0	16	53
26573	Luson Bloom	Victoria	5	0	0	5
5915	Lynbrook Park	Victoria	18	0	8	26
2893	MannaCare - Cassia House	Victoria	23	0	9	32
2282	MannaCare - Doncaster Melaleuca Lodge	Victoria	19	0	2	21
2293	Marina Residential Aged Care Service	Victoria	6	0	0	6
1834	Mayflower Brighton	Victoria	9	0	0	9
2164	McKellar Centre	Victoria	3	0	0	3
5989	mecwacare Malvern Centre	Victoria	21	1	10	31
2291	mecwacare Park Hill	Victoria	27	5	8	35
1938	Mekong Vietnamese Aged Care	Victoria	15	0	5	20
6903	Melbourne Hebrew Memorial Nursing Home	Victoria	0	0	3	3
2027	Mercy Place Ave Maria	Victoria	19	0	8	27
19318	Mercy Place Ballarat	Victoria	5	0	3	8
1770	Mercy Place Colac	Victoria	12	0	6	18
1944	Mercy Place Dandenong	Victoria	8	0	0	8
5928	Mercy Place East Melbourne	Victoria	9	0	0	9
1833	Mercy Place Fernhill	Victoria	19	0	3	22
2850	Mercy Place Keon Park	Victoria	9	0	3	12
2994	Mercy Place Montrose	Victoria	8	0	3	11
6497	Mercy Place Warrnambool	Victoria	22	1	18	40
1926	MiCare Avondrust Lodge	Victoria	24	1	16	40
2331	MiCare Margriet Manor	Victoria	2	0	4	6
2137	Mooraleigh Hostel	Victoria	3	0	1	4
7525	Moran Roxburgh Park	Victoria	2	0	0	2
22726	Mount Clear Aged Care	Victoria	2	1	1	3

NAPS ID	Service Name	State	Resident Cases	Resident Deaths	Staff Cases	Total Incidents
22425	Mount Martha Valley	Victoria	18	0	2	20
2968	Moyne Health Services-Belfast House	Victoria	1	0	0	1
1930	Multicultural Aged Care Services Geelong Inc	Victoria	32	0	9	41
22911	Nellie Melba Retirement Village	Victoria	64	1	7	71
5929	Noble Manor Residential Aged Care	Victoria	3	0	0	3
5351	Olivet Aged Persons Home	Victoria	6	0	0	6
5921	Park Lane Croydon	Victoria	19	0	1	20
2215	Parkvilla Aged Care Facility	Victoria	0	0	3	3
2911	Penshurst Nursing Home	Victoria	1	0	1	2
3042	Plumpton Villa Aged Care Facility	Victoria	11	0	3	14
6033	Princeton View	Victoria	29	0	4	33
1887	Prom Country Aged Care	Victoria	5	0	2	7
1983	Queen Elizabeth Village Hostel	Victoria	1	0	2	3
7104	Rathdowne Place	Victoria	27	0	13	40
1905	Regis Alawarra Lodge	Victoria	4	0	4	8
5542	Regis Brighton	Victoria	28	0	6	34
5316	Regis Cranbourne	Victoria	11	0	2	13
2177	Regis Inala Lodge	Victoria	3	0	0	3
5594	Riddell Gardens Hostel	Victoria	3	0	3	6
1949	Riverside Hostel	Victoria	1	0	8	9
1775	Rose Lodge	Victoria	1	0	1	2
27724	Rowville Manor	Victoria	15	0	4	19
22867	Royal Freemasons Bendigo	Victoria	47	0	14	61
23483	Royal Freemasons Moe	Victoria	30	1	12	42
2749	Royal Freemasons Springtime	Victoria	4	0	2	6
1955	Samarinda Lodge	Victoria	4	0	1	5
5908	Sea Views Manor	Victoria	86	2	39	125
2876	Shepparton Aged Care	Victoria	18	0	7	25

NAPS ID	Service Name	State	Resident Cases	Resident Deaths	Staff Cases	Total Incidents
5451	Somerville Gardens Care Community	Victoria	17	0	1	18
1909	St Basil's Homes for the Aged in Victoria	Victoria	27	0	4	31
2998	St John's	Victoria	3	0	3	6
2062	St Vincent's Care Services Eltham - Willandra Lodge	Victoria	36	0	15	51
5268	St Vincent's Care Services Hawthorn	Victoria	27	0	12	39
1774	Sunnyside House	Victoria	11	0	2	13
1933	Tannoch Brae Senior Living	Victoria	2	0	1	3
2871	Tarago Views Aged Care	Victoria	1	0	3	4
1934	The Bays Aged Care Facility	Victoria	5	0	5	10
2054	Twin Parks Aged Care Centre	Victoria	28	1	12	40
1840	Uniting AgeWell Condare Court	Victoria	6	0	2	8
2275	Vasey RSL Care Brighton	Victoria	9	0	7	16
2200	Vasey RSL Care Brighton East	Victoria	4	0	3	7
2128	Vasey RSL Care Bundoora	Victoria	1	0	10	11
1797	Vasey RSL Care Frankston South	Victoria	6	0	0	6
2852	Vermont Aged Care	Victoria	16	0	1	17
5934	Victoria by the Park	Victoria	0	0	2	2
6003	Villa Maria Catholic Homes Corpus Christi Aged Care Residence	Victoria	3	0	1	4
6495	Villa Maria Catholic Homes Shanagolden Aged Care Residence	Victoria	1	0	5	6
2081	Villa Maria Catholic Homes St Bernadette's Aged Care Residence	Victoria	3	0	1	4
22862	Villa Maria Catholic Homes Star of the Sea Aged Care Residence	Victoria	1	0	0	1
2892	Violet Town Bush Nursing Centre	Victoria	13	0	4	17
1917	Wantirna Views Care Community	Victoria	2	0	0	2
2219	Wattle Rise	Victoria	23	0	7	30
2311	Waverley Valley Aged Care	Victoria	4	0	0	4
1914	Westmont Homestead	Victoria	24	0	4	28
1965	Willowbrae - Melton	Victoria	3	0	1	4
4679	Acacia Living Group Menora Gardens Aged Care Facility	Western Australia	29	0	12	41

NAPS ID	Service Name	State	Resident Cases	Resident Deaths	Staff Cases	Total Incidents
4792	Aegis Alfred Carson	Western Australia	10	0	14	24
6841	Aegis Amberley	Western Australia	3	0	9	12
5694	Aegis Anchorage	Western Australia	0	0	4	4
4879	Aegis Balmoral	Western Australia	7	1	2	9
4906	Aegis Banksia Park	Western Australia	56	1	91	147
4762	Aegis Greenfields	Western Australia	50	1	29	79
6842	Aegis Hermitage	Western Australia	0	0	3	3
22681	Aegis Karalee	Western Australia	7	0	8	15
4594	Aegis Lincoln Park	Western Australia	0	0	3	3
4882	Aegis Melville	Western Australia	13	1	2	15
6567	Aegis Parkview	Western Australia	0	0	2	2
5564	Aegis Shoalwater	Western Australia	10	0	10	20
26561	Aegis Shorehaven	Western Australia	38	1	11	49
26562	Aegis Shoreline	Western Australia	4	0	11	15
4811	Aegis St Michael's	Western Australia	34	2	31	65
5890	Aegis Woodlake	Western Australia	43	1	27	70
26565	Alfred Cove Care Community	Western Australia	35	0	10	45
4865	Armadale Place Care Community	Western Australia	1	0	0	1
6919	Baptistcare Balladong Gardens	Western Australia	16	0	6	22
4919	Baptistcare Gracehaven	Western Australia	0	0	5	5
4694	Baptistcare Gracewood	Western Australia	4	0	2	6
4592	Baptistcare Moonya	Western Australia	0	0	2	2
5431	Baptistcare William Carey Court	Western Australia	2	0	20	22
4719	Bert England Lodge	Western Australia	20	0	11	31
4863	Bethanie Elanora Villas Nursing Home	Western Australia	13	0	8	21
22923	Bethanie Gwelup	Western Australia	6	0	0	6
19375	Braemar Cooina	Western Australia	26	0	12	38
4765	Brightwater Oxford Gardens	Western Australia	0	0	2	2

NAPS ID	Service Name	State	Resident Cases	Resident Deaths	Staff Cases	Total Incidents
5888	Brightwater The Cove	Western Australia	4	0	1	5
4767	Brightwater The Oaks	Western Australia	6	0	8	14
4793	Brightwater The Village	Western Australia	0	0	4	4
4740	Canning Lodge	Western Australia	0	0	3	3
4593	Capecare	Western Australia	1	0	6	7
10824	Carnarvon MPS	Western Australia	10	0	19	29
4597	Casson House	Western Australia	42	0	5	47
6205	Dr Mary Surveyor Centre	Western Australia	24	3	23	47
4775	Esperance Aged Care Facility	Western Australia	8	0	6	14
4658	Fairhaven	Western Australia	1	0	0	1
5277	Frank Prendergast House	Western Australia	13	0	5	18
4732	Guildford Village	Western Australia	1	0	2	3
4777	Howard Solomon Aged Care Facility	Western Australia	4	0	5	9
4634	Joseph Banks Aged Care Facility	Western Australia	25	0	13	38
4890	Juniper Chrystal Halliday	Western Australia	11	0	1	12
4769	Juniper Ella Williams	Western Australia	1	0	2	3
4657	Juniper Hillcrest	Western Australia	10	0	9	19
4671	Juniper St David's	Western Australia	6	0	1	7
4798	Kalkarni Residency	Western Australia	0	0	5	5
6430	Karingal Green	Western Australia	2	0	15	17
4750	Karinya Residential Care	Western Australia	2	0	18	20
6267	Kungkarrangkalpa Aged Care Service	Western Australia	0	0	2	2
4651	Lefroy Care Centre	Western Australia	14	0	0	14
4816	Little Sisters of the Poor Glendalough Home	Western Australia	8	0	41	49
4650	Marine Views Cottlesloe	Western Australia	8	0	6	14
5359	McNamara Lodge	Western Australia	21	1	13	34
4768	MercyCare Joondalup	Western Australia	6	0	6	12
4746	MercyCare Rockingham	Western Australia	14	0	4	18

NAPS ID	Service Name	State	Resident Cases	Resident Deaths	Staff Cases	Total Incidents
4893	MercyCare Wembley Catherine McAuley	Western Australia	21	0	15	36
4751	Michael Lee Centre	Western Australia	6	0	13	19
4880	Midland Nursing Home	Western Australia	13	0	3	16
5399	Murdoch Gardens Care Community	Western Australia	1	1	43	44
4847	Nazareth House Geraldton	Western Australia	4	2	2	6
5401	Regents Garden - Bateman	Western Australia	0	0	2	2
5889	Regents Garden Four Seasons Booragoon	Western Australia	2	0	4	6
5342	Regents Garden Residential Aged Care Resort - Lake Joondalup	Western Australia	13	0	22	35
8064	Regents Garden Scarborough Condocare	Western Australia	4	0	18	22
4774	Regis Bunbury	Western Australia	35	1	46	81
26123	Regis Port Coogee	Western Australia	5	0	0	5
4622	Rosewood Care Leederville	Western Australia	1	0	4	5
5410	Rosewood Care West Perth	Western Australia	2	0	13	15
4680	St Francis Hostel	Western Australia	2	0	0	2
4858	SwanCare Kingia/Tandara	Western Australia	2	1	2	4
26612	SwanCare Ningana	Western Australia	16	0	5	21
4582	SwanCare Waminda	Western Australia	4	0	6	10
4869	Victoria Park Nursing Home	Western Australia	2	0	2	4
5983	Vivian Bullwinkel Lodge	Western Australia	16	0	9	25