



CURRENT STATUS OF CONFIRMED CASES

8,413,831

Total cases

10,225

Total deaths

298,912

Active cases

141

CURRENT CASES
INTENSIVE CARE UNITS (ICU)



ACT	NSW	NT	QLD	SA	TAS	VIC	WA
4	60	0	17	9	3	37	11

3,977

CURRENT CASES
ADMITTED TO HOSPITALS



ACT	NSW	NT	QLD	SA	TAS	VIC	WA
13	1,901	17	714	249	88	629	242

74,570,644

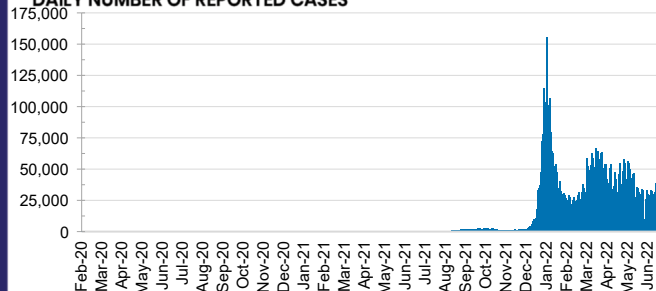


TOTAL TESTS
REPORTED

ACT	NSW	NT	QLD
1,273,581	32,976,156	806,426	7,955,381

SA	TAS	VIC	WA
5,162,539	716,927	21,513,381	4,166,253

DAILY NUMBER OF REPORTED CASES

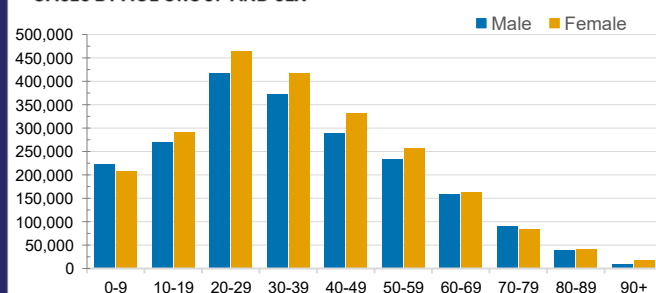


CASES IN AGED CARE SERVICES

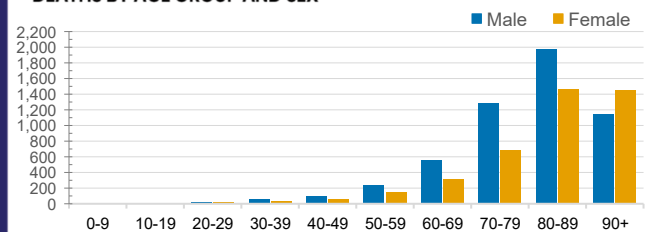
Confirmed Cases	Australia	ACT	NSW	NT	QLD	SA	TAS	VIC	WA
Residential Care Recipients	62670 (2972)	791 (38)	21266 (997)	152 (6)	10459 (386)	4826 (231)	1438 (24)	18809 (1119)	4929 (171)
In Home Care Recipients	46,852	828	16,589	188	9,029	4,376	761	10,063	5,018

Cases in care recipients (deaths)

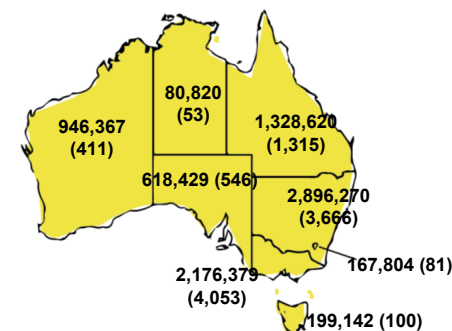
CASES BY AGE GROUP AND SEX



DEATHS BY AGE GROUP AND SEX

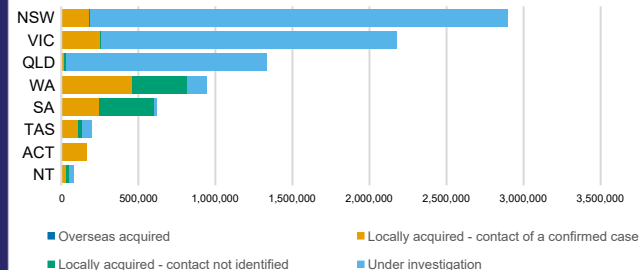


CASES (DEATHS) BY STATE AND TERRITORIES



CASES BY SOURCE OF INFECTION

Australia (% of all confirmed cases)



PUBLIC HEALTH RESPONSE MEASURE

Proportion of total cases under investigation

