



CURRENT STATUS OF CONFIRMED CASES

8,802,227

Total cases

10,719

Total deaths

341,204

Active cases

155

CURRENT CASES
INTENSIVE CARE UNITS (ICU)

ACT	NSW	NT	QLD	SA	TAS	VIC	WA
5	64	1	18	11	2	35	19

5,001

CURRENT CASES
ADMITTED TO HOSPITALS

ACT	NSW	NT	QLD	SA	TAS	VIC	WA
17	2,169	43	914	306	16	821	411
1					6		

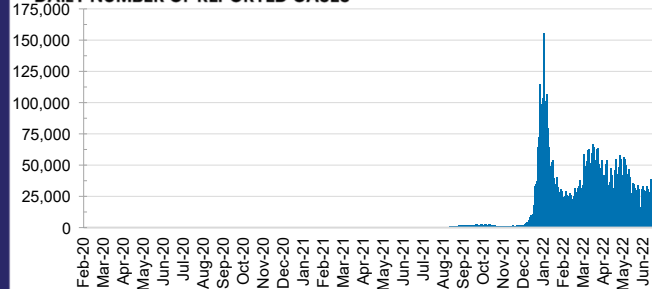
75,201,944

TOTAL TESTS
REPORTED

ACT	NSW	NT	QLD
1,230,518	33,275,534	811,448	8,026,154

SA	TAS	VIC	WA
5,241,826	729,020	21,643,246	4,244,198

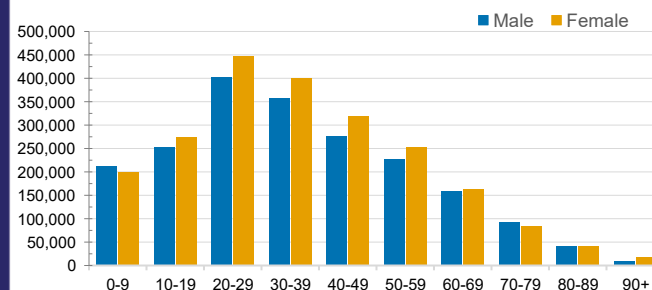
DAILY NUMBER OF REPORTED CASES



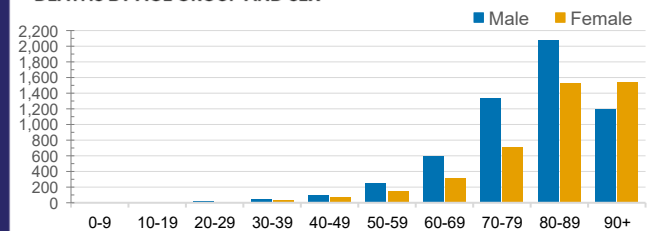
CASES IN AGED CARE SERVICES

Confirmed Cases	Australia	ACT	NSW	NT	QLD	SA	TAS	VIC	WA
Residential Care Recipients	67818 (3127)	829 (39)	22774 (1065)	197 (6)	11524 (420)	5184 (242)	1627 (26)	20258 (1149)	5425 (180)
In Home Care Recipients	49,460	837	17,324	210	9,703	4,630	817	10,674	5,265
Cases in care recipients (deaths)									

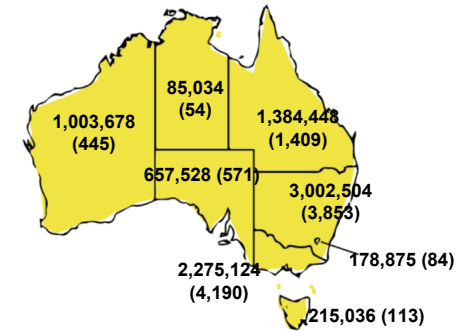
CASES BY AGE GROUP AND SEX



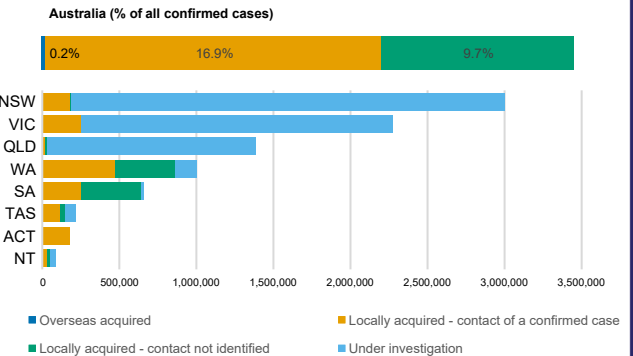
DEATHS BY AGE GROUP AND SEX



CASES (DEATHS) BY STATE AND TERRITORIES



CASES BY SOURCE OF INFECTION



PUBLIC HEALTH RESPONSE MEASURE

