



CURRENT STATUS OF CONFIRMED CASES



144



ACT	NSW	NT	QLD	SA	TAS	VIC	WA
4	60	1	14	8	6	35	16



ACT	NSW	NT	QLD	SA	TAS	VIC	WA
13	2,027	52	907	266	13	749	333
5					3		

74,999,209

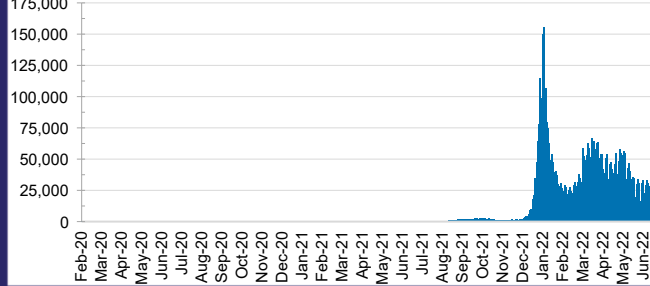


TOTAL TESTS REPORTED

ACT	NSW	NT	QLD
1,223,710	33,189,032	810,001	8,007,887

SA	TAS	VIC	WA
5,217,501	725,198	21,603,125	4,222,755

DAILY NUMBER OF REPORTED CASES

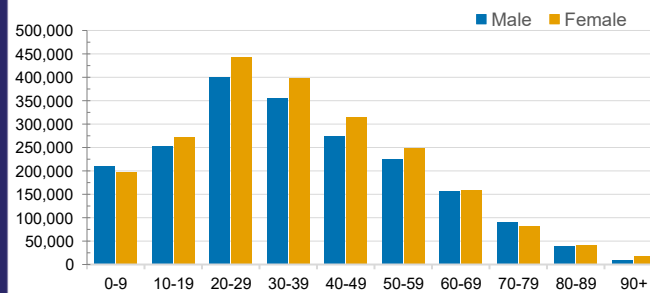


CASES IN AGED CARE SERVICES

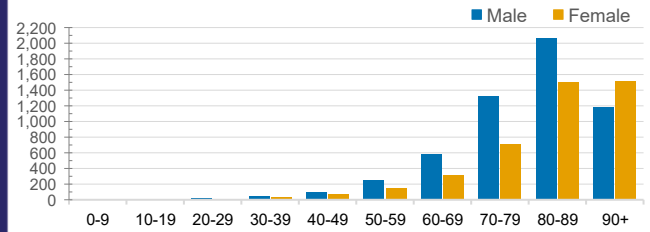
Confirmed Cases	Australia	ACT	NSW	NT	QLD	SA	TAS	VIC	WA
Residential Care Recipients	66979 (3104)	822 (39)	22550 (1053)	182 (6)	11338 (418)	5110 (241)	1562 (26)	20093 (1142)	5322 (179)
In Home Care Recipients	48,985	835	17,208	203	9,589	4,576	794	10,551	5,229

Cases in care recipients (deaths)

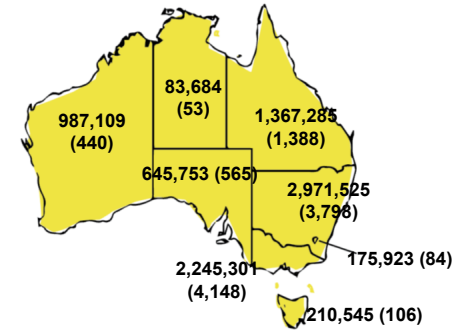
CASES BY AGE GROUP AND SEX



DEATHS BY AGE GROUP AND SEX

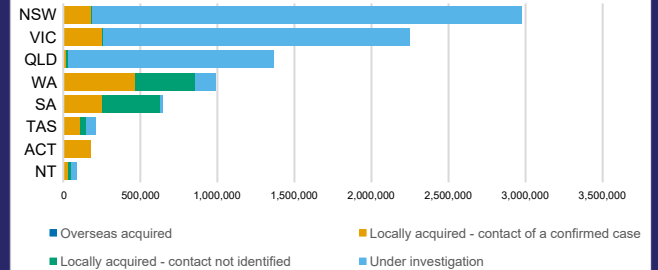


CASES (DEATHS) BY STATE AND TERRITORIES



CASES BY SOURCE OF INFECTION

Australia (% of all confirmed cases)



PUBLIC HEALTH RESPONSE MEASURE

Proportion of total cases under investigation

