



CURRENT STATUS OF CONFIRMED CASES



139



ACT	NSW	NT	QLD	SA	TAS	VIC	WA
5	56	3	16	7	4	34	14



4,512

ACT	NSW	NT	QLD	SA	TAS	VIC	WA
13	2,001	55	863	231	12	771	329
7					5		

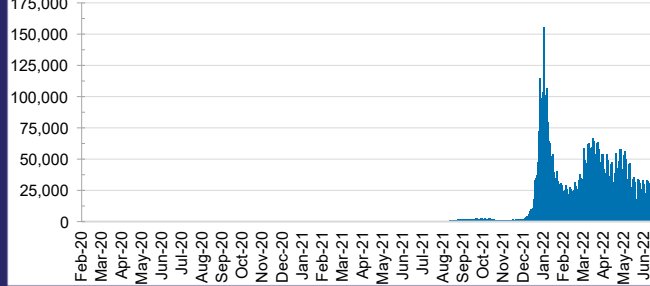
74,985,094



ACT	NSW	NT	QLD
1,291,777	33,152,654	809,244	7,998,424

SA	TAS	VIC	WA
5,207,910	723,950	21,587,698	4,213,437

DAILY NUMBER OF REPORTED CASES

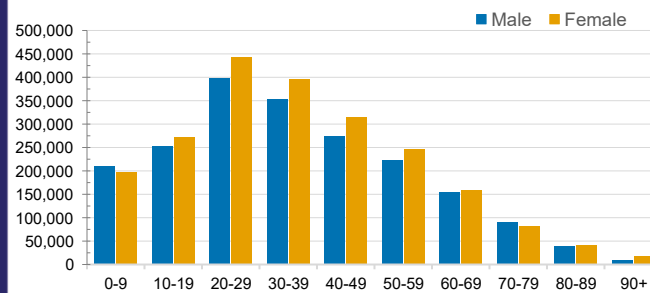


CASES IN AGED CARE SERVICES

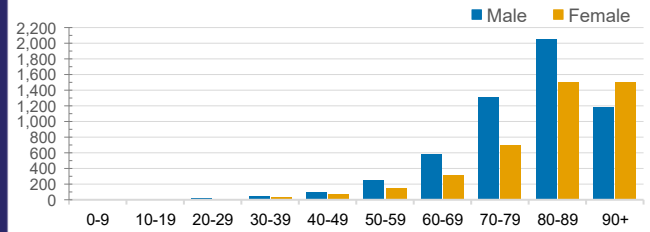
Confirmed Cases	Australia	ACT	NSW	NT	QLD	SA	TAS	VIC	WA
Residential Care Recipients	66236 (3082)	805 (39)	22256 (1036)	178 (6)	11185 (413)	5054 (242)	1579 (26)	19937 (1141)	5242 (179)
In Home Care Recipients	48,652	822	17,100	200	9,493	4,546	821	10,481	5,189

Cases in care recipients (deaths)

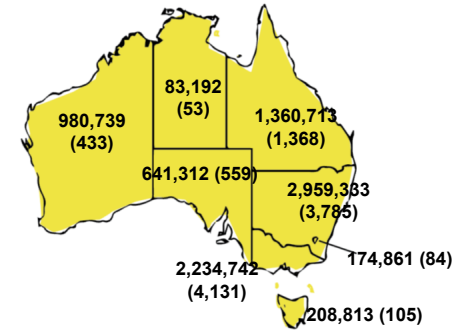
CASES BY AGE GROUP AND SEX



DEATHS BY AGE GROUP AND SEX

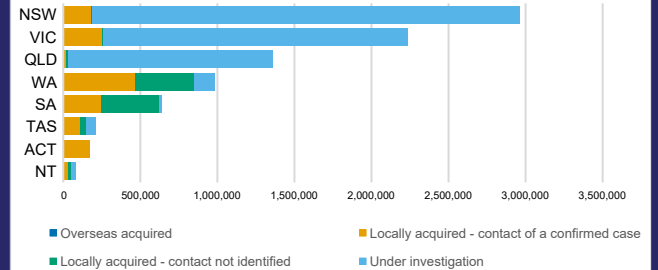


CASES (DEATHS) BY STATE AND TERRITORIES



CASES BY SOURCE OF INFECTION

Australia (% of all confirmed cases)



PUBLIC HEALTH RESPONSE MEASURE

Proportion of total cases under investigation

