



CURRENT STATUS OF CONFIRMED CASES



137



ACT	NSW	NT	QLD	SA	TAS	VIC	WA
4	61	2	14	6	4	36	10



ACT	NSW	NT	QLD	SA	TAS	VIC	WA
14	2,023	43	859	245	10	739	320
2				6			

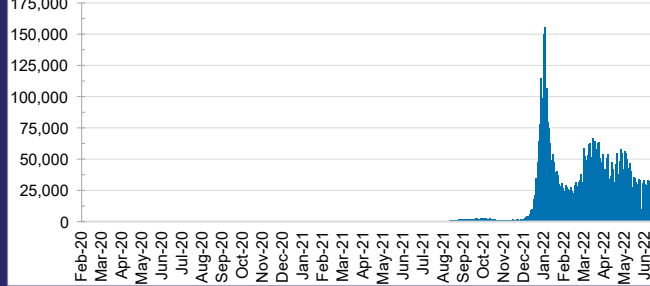
74,894,528



ACT	NSW	NT	QLD
1,291,777	33,108,250	808,586	7,988,263

SA	TAS	VIC	WA
5,197,852	722,341	21,572,397	4,205,062

DAILY NUMBER OF REPORTED CASES

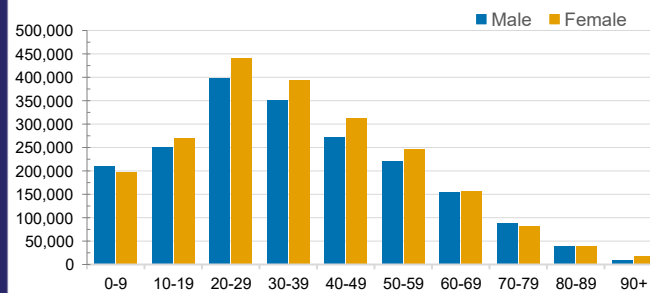


CASES IN AGED CARE SERVICES

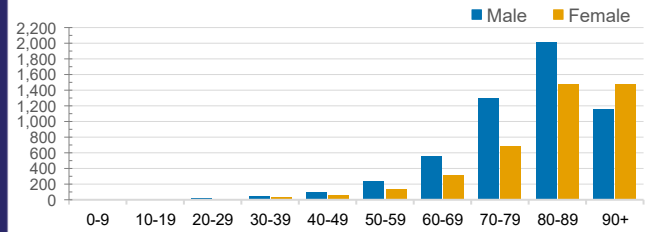
Confirmed Cases	Australia	ACT	NSW	NT	QLD	SA	TAS	VIC	WA
Residential Care Recipients	65236 (3058)	799 (39)	22040 (1026)	173 (6)	11024 (408)	4985 (242)	1531 (26)	19510 (1133)	5174 (178)
In Home Care Recipients	48,099	820	16,945	197	9,395	4,481	790	10,328	5,143

Cases in care recipients (deaths)

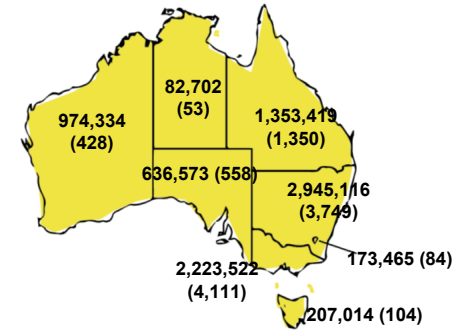
CASES BY AGE GROUP AND SEX



DEATHS BY AGE GROUP AND SEX

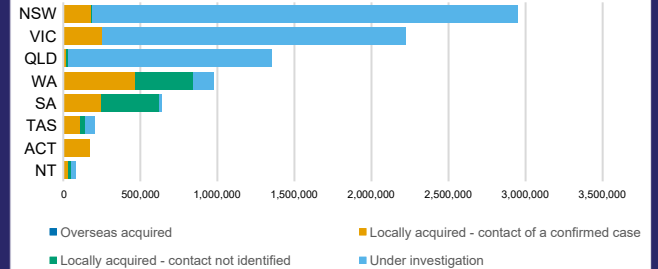


CASES (DEATHS) BY STATE AND TERRITORIES



CASES BY SOURCE OF INFECTION

Australia (% of all confirmed cases)



PUBLIC HEALTH RESPONSE MEASURE

Proportion of total cases under investigation

