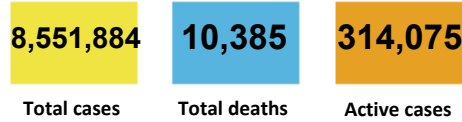




**CURRENT STATUS OF CONFIRMED CASES**



**126**



ACT	NSW	NT	QLD	SA	TAS	VIC	WA
3	58	0	12	6	2	39	6



**4,468**

ACT	NSW	NT	QLD	SA	TAS	VIC	WA
14	2,049	39	860	246	10	737	297
0					0		

**74,820,639**

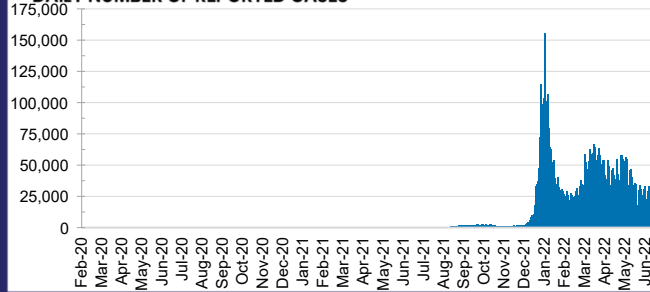


**TOTAL TESTS  
REPORTED**

ACT	NSW	NT	QLD
1,291,777	33,081,402	807,898	7,978,730

SA	TAS	VIC	WA
5,188,267	720,943	21,557,532	4,194,090

**DAILY NUMBER OF REPORTED CASES**

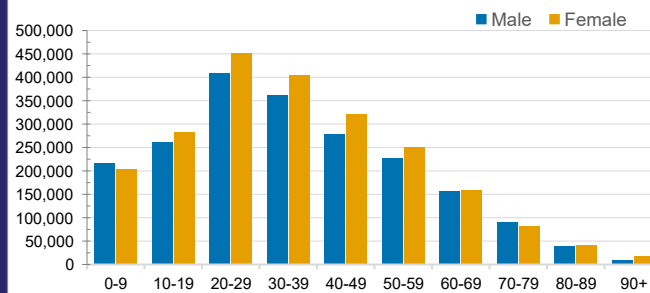


**CASES IN AGED CARE SERVICES**

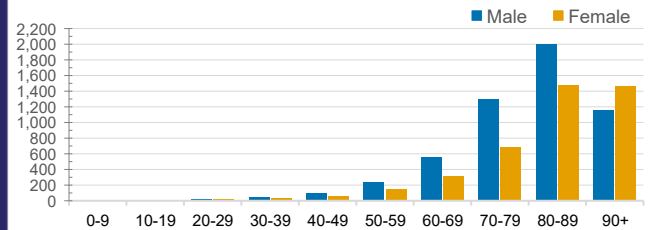
Confirmed Cases	Australia	ACT	NSW	NT	QLD	SA	TAS	VIC	WA
Residential Care Recipients	64355 (3035)	794 (39)	21805 (1013)	169 (6)	10883 (404)	4923 (241)	1508 (26)	19229 (1131)	5044 (175)
In Home Care Recipients	47,568	812	16,805	193	9,273	4,436	785	10,202	5,062

Cases in care recipients (deaths)

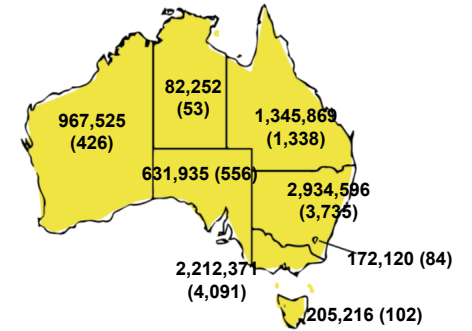
**CASES BY AGE GROUP AND SEX**



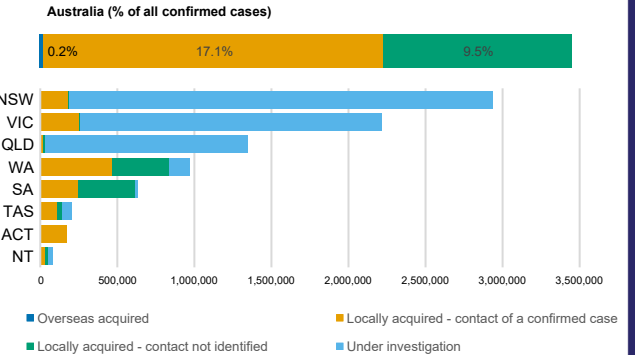
**DEATHS BY AGE GROUP AND SEX**



**CASES (DEATHS) BY STATE AND TERRITORIES**



**CASES BY SOURCE OF INFECTION**



**PUBLIC HEALTH RESPONSE MEASURE**

