



COVID-19 outbreaks in Australian residential aged care facilities

National snapshot

As at 8:00 am 3 June 2022 there are 5,516 active COVID-19 cases in 694 active outbreaks in residential aged care facilities across Australia. Of these, 3,603 cases are in residents and 1,913 cases are in staff.

Table 1: Aged Care COVID-19 data as at 8.00 am 3 June 2022¹

Active outbreaks	694
Resident cases – total cases associated with active outbreaks	8,345
Resident cases – total cases currently active (total cases minus recovered cases and deceased)	3,603
Staff cases – total cases associated with current active outbreaks	5,464
Staff cases – total cases currently active (total cases minus recovered cases and deceased, noting no deaths recorded to date)	1,913
Total number of deaths since the start of the pandemic	2,560
Total number of residential aged care facilities that have had an outbreak - Cumulative total since the beginning of the pandemic	2,509 ²
Total number of outbreaks at residential aged care facilities – Cumulative total since the beginning of the pandemic	5,130
Resident cases – Cumulative total since the beginning of the pandemic	48,674
Staff cases - Cumulative total since the beginning of the pandemic	40,004

¹ Includes transition care

² This only includes outbreaks – defined as one or more positive resident or two or more positive staff cases.

Analysis

Current situation in Australia

Joint arrangements are in place in all states and territories to support facilities with outbreaks and additional support for State emergency operation centres is being provided as the need arises. In Victoria, the Victorian Aged Care Response Centre is also fully operational, with Commonwealth and Victorian Government officials working closely together in a coordinated effort to respond to aged care outbreaks across the state.

As at 9 pm, 2 June 2022 there has been a total of 7,341,978 cases of COVID-19 reported, including 259,597 active cases and 8,612 deaths in Australia.

- 694 active outbreaks in residential aged care facilities nationally – 183 in NSW, 182 in Victoria, 87 in SA, 92 in QLD, 13 in TAS, 0 in the NT, 11 in the ACT, and 126 in WA.
- 3,603 residents and 1,913 staff currently COVID-19 positive in active outbreaks. Of the residents, 1,092 are in NSW, 1,066 in Victoria, 295 in SA, 405 in QLD, 47 in TAS, 0 in the NT, 56 in the ACT, and 642 in WA. Of the staff, 500 are in NSW, 450 in Victoria, 159 in SA, 262 in QLD, 19 in TAS, 0 in the NT, 36 in the ACT, and 487 in WA.
- 1,643 reported deaths in 2022 (a total of 2,560 since beginning of pandemic: 686 in 2020; 231 in 2021 and 1,643 in 2022).

Case numbers and numbers of deaths are dependent upon reporting from facilities and validation of deaths from state and territory governments. In some cases this may be delayed, reflecting case numbers reported during a period rather than necessarily occurring during this period.

Determining cause of death rests with the States and Territories. In many cases where the resident has comorbidities, confirming a COVID death may take time and be impacted by findings from coronial inquiries. Reported COVID deaths are subject to change following these inquiries.

Further investigations are underway with State and Territory Governments to confirm 2021 and 2022 numbers reflect official and agreed deaths data.

Given the high caseload in January 2022 cases were not being identified as resolved and had been previously reported as active cases. Instead, all cases associated with active outbreaks (recovered, deceased and active) were being reported.

These numbers are under constant review and confirmation from facilities. Cases are considered to be resolved once a resident or staff member ceases to be symptomatic and has completed their isolation period, in line with national guidance.

An outbreak is considered to be active pending advice from the relevant Public Health Unit. This typically occurs when there are no longer any symptomatic or potentially infectious cases and will occur after the isolation period.

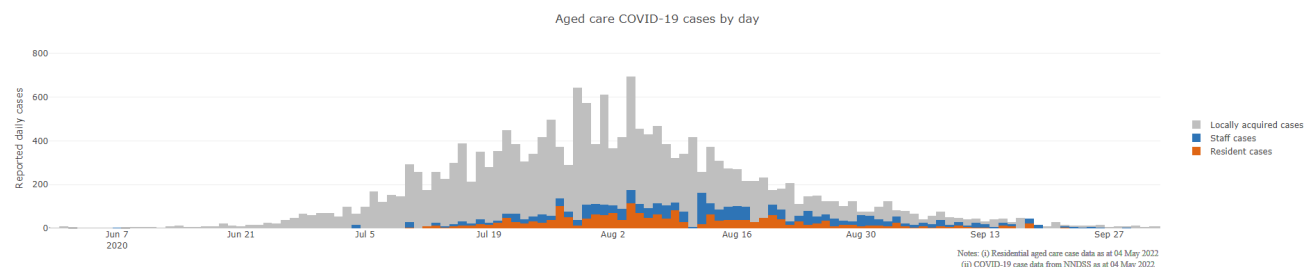
All numbers are subject to further change as additional information is reported to the Department of Health, including directly from providers through the COVID-19 Support Portal on My Aged Care. On 28 February 2022 data collection processes moved from case manager collection to service self-reporting via this online portal.

On 1 April 2022, additional deaths were included following a reconciliation of data provided by New South Wales Health, including 1 in 2020, 5 in 2021 and 58 in 2022.

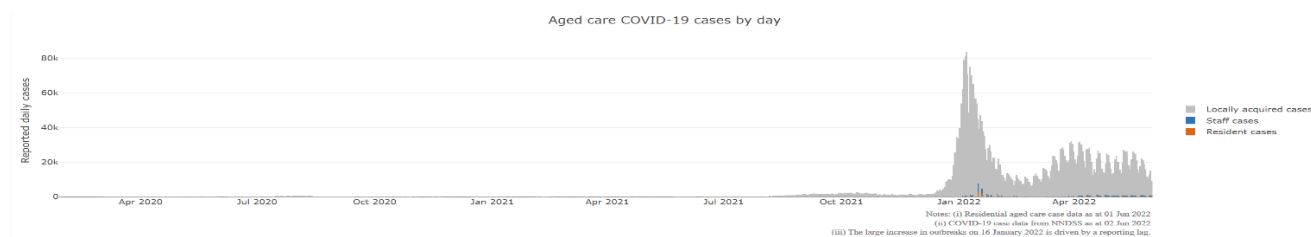
For the purposes of this report, an 'active outbreak' is a facility that has recorded one or more resident or two or more staff cases. This differs from definitions in the *Communicable Disease Network Australia (CDNA) national guidelines for the prevention, control and public health management of COVID-19 outbreaks in residential care facilities in Australia*. Under the CDNA Guidelines, an outbreak is defined as two or more residents or 5 or more staff, resident or visitor cases.

Figure 1: Number of daily reported COVID-19 cases in Australian residential aged care Facilities overlayed with national locally acquired cases³

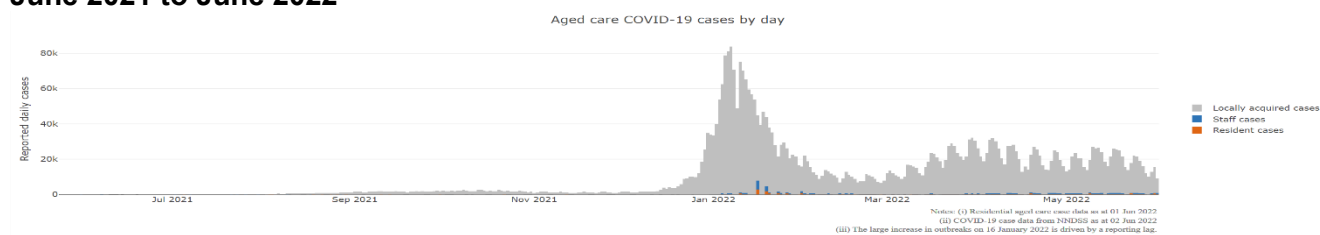
June 2020 to October 2020



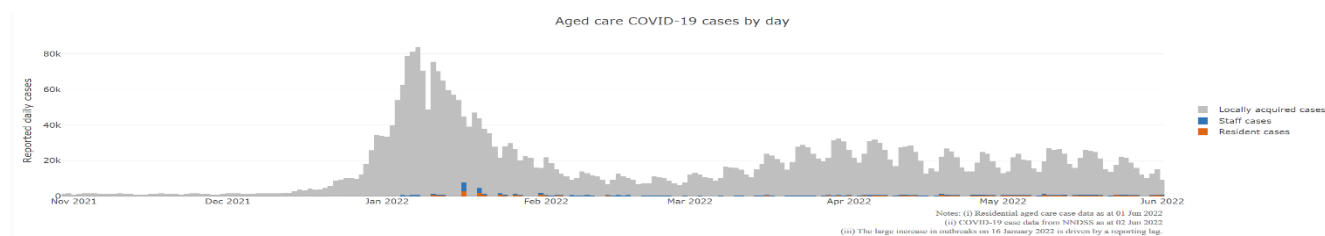
April 2020 to June 2022



June 2021 to June 2022



November 2021 to June 2022



International comparisons

During the COVID-19 pandemic, no country has been able to avoid outbreaks or deaths in residential aged care when there has been widespread community transmission.

The Australian death rate is 1.15% per cent (11.5 in 1,000) against the total number of residential aged care beds across the country. By comparison, Canada has experienced over 7 times the number of deaths in care homes than Australia as at 3 June 2022.

- As at 31 May 2022, Canada has experienced 39,419 deaths. This includes 17,019 deaths at residential in care homes (or 43 per cent).
- 63 per cent of all aged care homes in Canada have had reported cases of COVID-19 in residents or staff (compared to 94 per cent in Australia).

³ National daily cases sourced from NNDSS data and filtered to locally acquired cases. Case numbers reflect the date of reporting which may differ to diagnosis date. Residential aged care facility staff and resident data reflects data reported to the Department of Health. Totals reflect the date of case report and may be affected by delayed reporting.

Workforce in active residential aged care outbreaks

As at 3 June 2022, workforce surge staff have filled 106,072 shifts in aged care services impacted by COVID-19, these shifts include roles for GPs, nurses, care workers, allied health workers, executive and ancillary staff. This includes:

Table 2: Workforce resources supplied to residential aged care facilities

Agency	Resources Supplied (as at 3 June 2022)
State and NACER (National Aged Care Emergency Response) Teams	Tasmanian Government: 7 clinical and 2 support staff. Western Australian Government: 19 clinical personnel and 4 support staff. South Australian Government: 18 clinical personnel and 4 support staff. 12 NACER teams (70 personnel) have been deployed. The deployment of State and NACER teams is now complete.
Recruitment, Consulting, and Staffing Association (RCSA)	Staff supplied to fill 60,397 shifts.
Healthcare Australia	Staff supplied filled 9,269 shifts for workforce surge and 2,295 shifts for NACER teams (now complete).
Mable	Supplied 130 staff to fill 2,711 shifts.
Aspen Medical	17,042 shifts filled, including clinical first responder deployments.
Health X	Supplied 102 staff to fill 8,434 shifts.
Torrens Health	Supplied 4,019 shifts in surge workforce roles.
Residential Aged Care Visitation Assistant (RACVA)	RACVAs completed 2,733 shifts.

As at 2 June 2022, the Australian Defence force (ADF) has 112 personnel deployed across 17 Residential Aged Care Facilities. A cumulative total of 408 facilities have been supported so far.

ADF teams consist of clinical and non-clinical personnel. 10 ADF Independent Medical Teams (consisting of 10 members per team, 100 members total) and 14 Medical Augmentation Teams (consisting of three members per team, 42 members total).

These clinical teams are currently operating in Victoria, Western Australia and South Australia, with general duties support also provided in New South Wales and Tasmania. Additionally, there is an 8-member Defence Planning and Coordination Team working with the Department of Health in Canberra.

Provision of personal protective equipment (PPE)

A range of resources and online training on the use of PPE is available on the Department's

website for aged care workers.

Since March 2020, the Commonwealth Government has been working with state and territory governments to ensure aged care facilities have sufficient PPE. PPE is dispatched both directly from the National Medical Stockpile (NMS) and by jurisdictions on the NMS' behalf, depending on the specific circumstances.

In total, as at 2 June 2022, the NMS has provided residential aged care facilities with approximately:

- 89.6 million masks
- 39.5 million gowns
- 118.2 million gloves
- 32.0 million goggles and face shields
- 220,000 bottles of hand sanitiser
- 46.8 million RAT kits

Testing of aged care residents and staff

Rapid Antigen Testing for Aged Care

The Australian Government, through the Department of Health, made COVID-19 rapid antigen testing (RAT) kits available to residential aged care facilities and short-term restorative care (aged care services) in high transmission-risk areas and experiencing outbreaks.

Since August 2021, 49.2 million RATs have been distributed to aged care facilities. More than 95 million RAT tests have been purchased by the Australian Government and these are being prioritised for aged care.

Sonic Aged Care Testing

As at 31 May 2022, under contract with the Commonwealth, Sonic Healthcare has conducted 1,979,465 COVID 19 PCR tests at 3,085 residential aged care facilities and aged care services. Of the 1,979,465 PCR tests conducted, 44,871 have been positive.

Vaccination in Residential Aged Care Facilities

The Australian Government's COVID-19 vaccination program is delivering in-reach vaccine services for aged care residents and workers across Australia, through Commonwealth vaccine providers, primary care and self-vaccination services by aged care providers.

As at 3 June 2022, a total of 569,104 doses of COVID-19 vaccines have been administered to residents in residential aged care facilities.

Oral antiviral treatments

Distribution of the oral anti-viral Lagevrio (Molnupiravir) commenced on 6 February 2022 to all RACFs with outbreak sites prioritised for delivery. The National Medical Stockpile has deployed 48,134 treatment courses of Lagevrio (Molnupiravir) to aged care facilities.

Infection control and audits

The Aged Care Quality and Safety Commission (Commission) conducts a range of site and non-site activities to monitor and assess residential aged care services, including site audits and assessment contacts (site and non-site) (see Table 3 below). In August 2020, the Commission commenced an infection control monitoring (ICM) spot check program in all Australian jurisdictions.

The ICM spot check program involves on-site visits to residential aged care services, without an outbreak, to check compliance with personal protective equipment (PPE) and infection control arrangements. The purpose of the ICM spot check is to observe infection control practices, to ensure that staff, management and visitors were adhering to safe personal protective equipment protocols and to safe infection control arrangements as required under the quality standards.

As at 2 June 2022, the Commission had conducted 3,626 ICM spot checks to observe infection control practices and PPE protocols in residential aged care facilities.

All residential aged care facilities are required to engage an onsite clinical lead to provide leadership and increase capacity in relation to infection prevention and control.

Under the Commonwealth-State Plan to boost aged care preparedness, states and territories are complementing the activity being undertaken by the Commission through additional site visits by state health services at the local level, which includes work relating to infection prevention and control. These visits are strengthening state health service relationships with local aged care services as part of the standing up of joint health aged care emergency response centres in each jurisdiction.

Table 3: Total Quality Assessment and Monitoring Activities with residential services (including IPC), by type and month 1 March 2020 to 2 June 2022

Regulatory Activities	2019-20 (1 Mar - 30 Jun 2020)	2020-21	2021-22 (to 2 June 2022)	Total
Site visits	318	3,452	1,553	5,323
Non-site activities	3,711	8,390	6,380	18,481
Total activities	4,029	11,842	7,933	23,804

Appendix 1: National residential aged care services with Active outbreaks COVID-19

Please note, information reported in this table has been directly reported to the Department of Health by residential aged care facilities. Total incidents refers to all staff and resident cases associated with the active outbreak and may not reflect the count of currently active cases. Where numbers have been incorrectly reported, facilities are able to correct these in the COVID-19 Support Portal through My Aged Care.

NAPS ID	Service Name	State	Resident Cases	Resident Deaths	Staff Cases	Total Incidents
1206	BaptistCare Griffith	Australian Capital Territory	11	0	33	44
1201	Bill McKenzie Gardens	Australian Capital Territory	30	0	4	34
1203	Goodwin Monash	Australian Capital Territory	5	0	0	5
1210	Jindalee Aged Care Residence	Australian Capital Territory	14	1	27	41
1198	Mountain View Aged Care Plus Centre	Australian Capital Territory	17	0	11	28
6571	Pines Living	Australian Capital Territory	22	0	6	28
1192	RFBI Holt Masonic Village	Australian Capital Territory	4	0	3	7
1200	St Andrews Village Hostel	Australian Capital Territory	17	0	19	36
6271	Uniting Amala Gordon ACT	Australian Capital Territory	15	0	15	30
1208	Uniting Mirinjani Weston ACT	Australian Capital Territory	36	0	12	48
6800	Warrigal Care Stirling	Australian Capital Territory	3	0	6	9
1142	Abernethy Nursing Home	New South Wales	1	0	0	1
26620	Advantaged Care at Edensor Gardens	New South Wales	23	0	3	26
129	Albert Moore Gardens	New South Wales	2	0	3	5
780	Anglican Care C A Brown	New South Wales	60	3	28	88
7272	Anglicare Barry Marsh House	New South Wales	0	0	16	16
27493	Arcare Mollymook	New South Wales	2	0	1	3
44	Aruma Lodge	New South Wales	29	0	4	33
15	Ashfield Terrace Care Community	New South Wales	18	1	8	26
5419	Aurrum Erina	New South Wales	9	0	2	11
1121	Aurrum Kincumber	New South Wales	4	0	2	6
5	BaptistCare Maranoa Centre - Alstonville	New South Wales	1	0	1	2
63	BaptistCare Mid Richmond Centre - Coraki	New South Wales	33	0	11	44
500	BaptistCare Morven Gardens Centre	New South Wales	2	0	2	4
528	BaptistCare Warabrook Centre	New South Wales	2	0	0	2
1024	Bathurst Riverview Care Community	New South Wales	9	0	0	9

NAPS ID	Service Name	State	Resident Cases	Resident Deaths	Staff Cases	Total Incidents
1162	Berkeley Vale Care Community	New South Wales	5	0	1	6
1181	Bernard Chan Nursing Home	New South Wales	41	2	10	51
28082	BlueWave Living	New South Wales	10	0	31	41
426	Bolton Clarke Macquarie View - Bolton Point	New South Wales	11	0	5	16
473	Booroongen Djugun Limited	New South Wales	1	0	4	5
126	Brother Alberts Home	New South Wales	36	0	12	48
19334	Bupa Clemton Park	New South Wales	20	0	3	23
6239	Bupa Pottsville Beach	New South Wales	8	0	3	11
526	Bupa Tamworth	New South Wales	14	2	2	16
6583	Bupa Willoughby	New South Wales	2	0	1	3
46	Byron Aged Care	New South Wales	0	0	2	2
350	Calvary Mt Carmel Retirement Community	New South Wales	9	0	1	10
477	Calvary Nazareth Retirement Community	New South Wales	13	1	34	47
486	Calvary Tanilba Shores Retirement Community	New South Wales	0	0	2	2
5869	Cameron Park Care Community	New South Wales	1	0	1	2
1104	Carino Care at Russell Lea	New South Wales	16	0	1	17
923	Casa Mia Aged Care Centre	New South Wales	1	0	0	1
10914	CASS Residential Aged Care Facility	New South Wales	11	0	6	17
554	Catholic Healthcare Bodington	New South Wales	53	5	28	81
302	Catholic Healthcare Lewisham Retirement Hostel	New South Wales	44	0	11	55
459	Catholic Healthcare Maranatha Lodge	New South Wales	0	0	2	2
5563	Catholic Healthcare Our Lady of Loreto Gardens	New South Wales	8	0	7	15
74	Catholic Healthcare St Mary's Villa	New South Wales	5	0	2	7
7619	Catholic Healthcare St Paul's Residential Aged Care	New South Wales	15	0	4	19
5179	Catholic Healthcare Villa Maria Centre	New South Wales	1	0	0	1
5456	Coastal Waters Aged Care	New South Wales	4	0	0	4
16388	Columbia Aged Care Services - Oberon Village	New South Wales	3	0	1	4
1057	Cooinda Nursing Home	New South Wales	13	0	8	21

NAPS ID	Service Name	State	Resident Cases	Resident Deaths	Staff Cases	Total Incidents
1099	Cootamundra Nursing Home	New South Wales	0	0	5	5
1075	Crowley Retirement Village	New South Wales	7	0	0	7
3	Dellacourt	New South Wales	0	0	7	7
979	Dorothy Boyt House	New South Wales	12	0	5	17
296	Dougherty Apartments	New South Wales	30	0	5	35
5813	Dunedoo Multi-Purpose Service	New South Wales	5	0	5	10
22789	Dural House Aged Care	New South Wales	17	0	4	21
650	Eileen Armstrong House	New South Wales	2	0	1	3
1085	Eloura	New South Wales	29	1	15	44
5494	Estia Health Dalmeny	New South Wales	2	1	2	4
804	Estia Health Epping - The Poplars	New South Wales	28	0	7	35
828	Estia Health Kilbride	New South Wales	1	0	1	2
1170	Estia Health Kogarah	New South Wales	4	1	2	6
882	Estia Health Manly Vale	New South Wales	12	0	4	16
5699	Estia Health Taree	New South Wales	19	0	4	23
6382	Estia Health Tea Gardens	New South Wales	4	0	2	6
1087	Estia Health Tuncurry	New South Wales	14	0	9	23
5448	Fairlea Aged Care @ Harris Park	New South Wales	30	0	2	32
294	Feros Village Wommin Bay	New South Wales	2	0	2	4
399	Fitzgerald Memorial Aged Care Facility Limited	New South Wales	1	0	3	4
429	Flinders Court	New South Wales	23	0	0	23
1151	Gillawarna Village	New South Wales	1	0	1	2
226	Glaica House	New South Wales	3	0	1	4
6153	Goodhew Gardens	New South Wales	4	0	2	6
557	Governor Phillip Manor	New South Wales	22	0	6	28
927	Grafton Aged Care Home	New South Wales	7	0	6	13
5612	Grenfell Multi-Purpose Service	New South Wales	12	0	4	16
6808	Hakea Grove Aged Care	New South Wales	2	0	3	5

NAPS ID	Service Name	State	Resident Cases	Resident Deaths	Staff Cases	Total Incidents
5860	HammondCare - Horsley	New South Wales	9	0	1	10
442	HammondCare - Princess Juliana Lodge	New South Wales	18	0	8	26
1094	Harbourside Haven Nursing Home and Hostel	New South Wales	4	0	1	5
1139	Horton House and Warmington Lodge	New South Wales	1	0	1	2
738	Hunters Hill Montefiore Home	New South Wales	47	0	24	71
349	Inasmuch Community Hostel	New South Wales	0	0	2	2
5453	Indochinese Aged Care Services	New South Wales	0	0	4	4
403	IRT Peakhurst	New South Wales	12	0	1	13
447	IRT Shoalhaven Court	New South Wales	26	0	6	32
422	IRT William Beach Gardens	New South Wales	10	1	1	11
527	James Milson Village Woolwich	New South Wales	2	0	0	2
1054	Karingal Gardens	New South Wales	3	0	1	4
5616	Lake Cargelligo Multi-Purpose Service	New South Wales	8	0	0	8
6195	Lake Haven Court Aged Care Facility	New South Wales	2	0	3	5
479	Lara Aged Care	New South Wales	9	0	1	10
343	Lee Hostel	New South Wales	1	0	0	1
5458	Lightning Ridge Multi-Purpose Service	New South Wales	10	0	4	14
23615	MacKillop House	New South Wales	9	0	1	10
6224	Macleay Valley House	New South Wales	6	0	2	8
973	Manly Vale Nursing Home	New South Wales	11	0	2	13
705	Maroba Nursing Home	New South Wales	0	0	5	5
503	Mater Christi Aged Care Facility	New South Wales	0	0	34	34
149	Melrose Cottage Settlement	New South Wales	16	1	7	23
621	Milford House Nursing Home	New South Wales	5	2	0	5
5523	Minchinbury Manor	New South Wales	58	1	19	77
885	Mona Vale House	New South Wales	2	0	0	2
6801	Moran Sylvania	New South Wales	0	0	3	3
328	Murray House	New South Wales	2	0	2	4

NAPS ID	Service Name	State	Resident Cases	Resident Deaths	Staff Cases	Total Incidents
178	Nazareth House Tamworth	New South Wales	15	0	11	26
55	Nuffield Village	New South Wales	0	0	4	4
6796	Nyngan Multi-Purpose Service	New South Wales	10	1	5	15
495	Orana Gardens	New South Wales	36	0	20	56
47	Paling Court Residential Aged Care	New South Wales	0	0	7	7
7217	Pathways Cronulla Pines	New South Wales	8	0	1	9
6899	Pathways Sailors Bay	New South Wales	0	0	2	2
5943	Pembroke Lodge	New South Wales	26	1	10	36
6905	Pemulwuy Aged Care	New South Wales	2	0	2	4
756	Peter Cosgrove House	New South Wales	50	0	14	64
1026	Piper House	New South Wales	2	0	0	2
547	Presbyterian Aged Care - Ashfield	New South Wales	30	0	21	51
6214	Randwick Montefiore Home	New South Wales	10	0	13	23
284	RFBI Bathurst Masonic Village	New South Wales	2	0	7	9
311	RFBI Hawkins Masonic Village - Acacia House	New South Wales	21	0	1	22
404	RFBI Kurri Kurri Masonic Village	New South Wales	4	0	1	5
5865	RFBI Raleigh Urunga Masonic Village	New South Wales	14	0	10	24
428	Richmond Lodge	New South Wales	12	0	8	20
6959	Rocky Point Residence	New South Wales	13	0	1	14
146	Rosedurnate Aged Care Plus Centre (0130)	New South Wales	11	0	13	24
880	Rosedurnate Aged Care Plus Centre (2503)	New South Wales	3	0	2	5
784	Roseneath Aged Care Centre Pty Ltd	New South Wales	7	1	7	14
5447	Rylstone Multi-Purpose Service	New South Wales	1	0	5	6
1147	Scalabrini Village Allambie Heights	New South Wales	30	2	8	38
1125	Seven Hills Nursing Home	New South Wales	2	0	1	3
410	Southern Cross Care Daceyville Residential Aged Care	New South Wales	2	1	0	2
5336	Southern Cross Care Kildare Residential Aged Care	New South Wales	0	0	3	3
489	Southern Cross Care Nagle Residential Aged Care	New South Wales	1	0	1	2

NAPS ID	Service Name	State	Resident Cases	Resident Deaths	Staff Cases	Total Incidents
22781	Southern Cross Care Thornton Park	New South Wales	12	0	3	15
214	Southern Cross Care Young Residential Aged Care	New South Wales	25	1	11	36
1163	Springwood Greens Care Community	New South Wales	0	0	3	3
814	St Annes Nursing Home	New South Wales	4	0	2	6
39	St Elizabeth Home	New South Wales	32	1	7	39
546	St Marys Villa Residential Aged Care	New South Wales	2	0	1	3
1095	St Vincent's Care Services Heathcote	New South Wales	6	0	2	8
1008	Strathearn Village High Care Facility	New South Wales	5	0	0	5
6961	SummitCare Baulkham Hills	New South Wales	4	0	0	4
759	SummitCare Randwick	New South Wales	1	0	0	1
519	The Donald Coburn Centre	New South Wales	7	0	2	9
909	The Manor Fairfield East	New South Wales	24	0	4	28
724	The Palms Nursing Home	New South Wales	26	3	5	31
96	The Pioneers Lodge	New South Wales	1	0	1	2
7281	The Royce Manor	New South Wales	8	0	1	9
235	The Whiddon Group - Belmont	New South Wales	11	0	4	15
259	The Whiddon Group - Glenfield - Easton Park	New South Wales	2	2	80	82
1043	The Whiddon Group - Grafton	New South Wales	12	0	3	15
285	The Whiddon Group - Kelso	New South Wales	13	0	2	15
351	The Whiddon Group - Largs	New South Wales	20	0	11	31
234	The Whiddon Group - Narrabri - Robert Young	New South Wales	1	0	4	5
310	The Whiddon Group - Redhead	New South Wales	3	1	6	9
213	Thomas Eccles Gardens	New South Wales	35	2	27	62
30	Trangie Multi-Purpose Service	New South Wales	5	0	5	10
1157	Tweed Valley Care Community	New South Wales	8	0	0	8
604	Uniting Abrina Ashfield	New South Wales	1	0	0	1
165	Uniting Alroy House Singleton	New South Wales	20	2	11	31
116	Uniting Annesley Haberfield	New South Wales	42	2	6	48

NAPS ID	Service Name	State	Resident Cases	Resident Deaths	Staff Cases	Total Incidents
1059	Uniting Edinglassie Emu Plains	New South Wales	22	0	27	49
969	Uniting Griffith	New South Wales	23	0	1	24
128	Uniting Irwin Hall Mayfield	New South Wales	2	0	1	3
115	Uniting Kamilaroi Lane Cove	New South Wales	37	1	9	46
439	Uniting Koombahla Elermore Vale	New South Wales	7	0	2	9
152	Uniting Locke Haven Petersham	New South Wales	21	1	5	26
397	Uniting Mullauna Blacktown	New South Wales	26	0	3	29
29	Uniting Nareen Gardens Bateau Bay	New South Wales	36	0	4	40
1037	Uniting Nareen Gardens Bateau Bay	New South Wales	8	0	5	13
846	Uniting Northaven Turramurra	New South Wales	11	0	5	16
167	Uniting Springwood	New South Wales	1	0	0	1
461	Uniting St Columba's Lane Cove	New South Wales	1	0	1	2
117	Uniting The Marion Leichhardt	New South Wales	16	0	1	17
164	Uniting Thomas Bowden Ryde	New South Wales	20	0	1	21
1047	Uniting Tumut	New South Wales	25	0	11	36
142	Uniting Wontama Orange	New South Wales	45	1	13	58
27479	Warrarah Point Care Community	New South Wales	7	1	9	16
307	Warrigal Care Albion Park Rail	New South Wales	20	0	8	28
697	Warrigal Care Bundanoon	New South Wales	0	0	4	4
5255	Warrigal Care Queanbeyan	New South Wales	17	0	4	21
5705	Warrigal Wollongong	New South Wales	44	0	6	50
968	Weeroona Aged Care Residence	New South Wales	5	0	2	7
575	Werombi Court	New South Wales	1	0	1	2
1007	William Beech Gardens - Bushmaster	New South Wales	2	0	8	10
59	William Beech Gardens - Waler	New South Wales	11	0	15	26
632	Windermere Aged Care Facility	New South Wales	0	0	2	2
160	Yallabee Village	New South Wales	9	0	4	13
991	Yallaroo	New South Wales	2	0	2	4

NAPS ID	Service Name	State	Resident Cases	Resident Deaths	Staff Cases	Total Incidents
3441	Akoomamak Care of Older Persons	Queensland	41	1	11	52
3410	Anglicare SQ Edwin Marsden Tooth Memorial Home for Aged	Queensland	6	0	8	14
5973	Arcare Helensvale	Queensland	18	0	8	26
23633	Arcare Logan Reserve	Queensland	5	0	4	9
26820	Arcare Parkwood	Queensland	0	0	3	3
3619	Ashmore Gardens Care Community	Queensland	27	1	23	50
7190	Augathella Multipurpose Health Service	Queensland	0	0	2	2
3498	Beaumont Care Roslyn Lodge	Queensland	1	0	6	7
7349	Beaumont Care Wamuran	Queensland	18	0	7	25
3429	Benevolent Living	Queensland	0	0	6	6
5884	Berrinba Greens Care Community	Queensland	3	0	14	17
5651	Bethania Gardens	Queensland	38	1	3	41
3708	Bethesda Caring Centre	Queensland	1	0	0	1
3803	Blue Care Bundaberg Riverlea Aged Care Facility	Queensland	7	1	3	10
3791	Blue Care Carina Aged Care Facility	Queensland	1	0	2	3
3555	Blue Care Elanora Pineshaven Aged Care Facility	Queensland	0	0	12	12
3601	Blue Care Hervey Bay Masters Lodge Aged Care Facility	Queensland	12	0	9	21
3552	Blue Care Lawnton Pine Woods Aged Care Facility	Queensland	16	0	4	20
3783	Bolton Clarke Carrington	Queensland	3	0	7	10
3610	Bolton Clarke Galleon Gardens	Queensland	13	0	8	21
7015	Bolton Clarke Glendale	Queensland	8	0	5	13
3449	Bolton Clarke Milford Grange	Queensland	4	0	1	5
5640	Bolton Clarke Tantula Rise	Queensland	1	0	1	2
3678	Bolton Clarke Westhaven	Queensland	1	0	2	3
3374	Bupa Glensvale	Queensland	2	0	3	5
5584	Burpengary Gardens Care Community	Queensland	3	0	5	8
3634	Capricorn Adventist Retirement Village	Queensland	2	0	10	12

NAPS ID	Service Name	State	Resident Cases	Resident Deaths	Staff Cases	Total Incidents
7353	Carinity Cedarbrook	Queensland	2	0	0	2
3414	Churches of Christ Bribe Aged Care Service	Queensland	21	2	18	39
5360	Churches of Christ Care Barcoo Living Multi Purpose Service Blackall	Queensland	8	0	10	18
3788	Churches of Christ Clive Burdeu Aged Care Service	Queensland	10	1	9	19
3466	Churches of Christ Crows Nest Aged Care Service	Queensland	19	0	5	24
3602	Churches of Christ Gracehaven Aged Care Service	Queensland	58	1	34	92
26595	Churches of Christ Warwick Aged Care Service	Queensland	14	0	5	19
3491	Coinda Aged Care Centre	Queensland	22	0	7	29
23486	Edge Hill Orchards	Queensland	4	0	0	4
3773	Estia Health Albany Creek	Queensland	9	0	4	13
22894	Estia Health Maroochydore	Queensland	14	0	19	33
6453	Estia Health Nambour	Queensland	15	0	8	23
3712	Eventide Home Rockhampton	Queensland	15	0	8	23
3779	Francis Of Assisi Home	Queensland	50	3	34	84
3543	Immanuel Gardens	Queensland	39	0	18	57
3845	Japara Gympie Views	Queensland	1	1	1	2
3457	Kabara Aged Care	Queensland	1	0	1	2
3745	Kadimah Nursing Home	Queensland	9	0	9	18
3661	Kaloma Home for the Aged	Queensland	31	0	17	48
3536	MiCare Prins Willem Alexander Lodge	Queensland	1	0	0	1
3560	Murroona Gardens	Queensland	0	0	6	6
3611	Nanyima Aged Care	Queensland	5	0	10	15
23598	Narangba Aged Care	Queensland	7	0	5	12
3614	Nirvana Hostel	Queensland	3	0	0	3
22881	North Lakes Terrace Care Community	Queensland	18	0	3	21
3460	Ozcare Keith Turnbull Place	Queensland	22	2	14	36
5183	Ozcare Malanda	Queensland	12	0	1	13

NAPS ID	Service Name	State	Resident Cases	Resident Deaths	Staff Cases	Total Incidents
3808	Ozcare Villa Vincent	Queensland	27	2	6	33
6822	Palm Lake Aged Care Deception Bay	Queensland	1	0	1	2
7007	Palm Lake Bethania Aged Care Facility	Queensland	14	0	6	20
3720	Parkview	Queensland	3	0	3	6
3751	Peninsula Aged Care Service	Queensland	0	0	3	3
22592	Portofino Hamilton	Queensland	30	0	3	33
3499	PresCare - Alexandra Gardens	Queensland	6	1	14	20
3497	PresCare - Groundwater Lodge	Queensland	9	0	5	14
5466	Proserpine Nursing Home	Queensland	0	0	2	2
3468	Pyramid Residential Care Centre	Queensland	4	0	5	9
3741	Regis Ayr North	Queensland	5	0	2	7
3885	Regis Caboolture	Queensland	0	0	6	6
7350	Regis Chelmer	Queensland	14	1	26	40
3674	Regis Maroochydore	Queensland	6	0	5	11
5172	Regis Salisbury	Queensland	5	0	7	12
5974	Seabrook	Queensland	0	0	2	2
3520	Sinnamon Village - Nash Court	Queensland	6	0	2	8
3696	Sir James Terrace	Queensland	1	0	0	1
5435	Southern Cross Care Facility Caloundra	Queensland	3	0	0	3
3471	Southern Cross Care Holland Park - Duhig Village	Queensland	0	0	2	2
3397	Southern Cross Care Taroom - Leichhardt Villa	Queensland	4	0	2	6
3907	St Nicholas Aged Care	Queensland	0	0	2	2
3451	St Vincent Care Services Carseldine	Queensland	26	0	9	35
3435	St Vincent's Care Services Kangaroo Point - Marycrest	Queensland	4	0	2	6
3868	The Good Shepherd Nursing Home	Queensland	0	0	5	5
3379	The Laura Johnson Home	Queensland	8	0	2	10
6560	The Terraces Assisted Aged Care	Queensland	21	0	10	31
6824	The Waterford at Hervey Bay	Queensland	45	1	19	64

NAPS ID	Service Name	State	Resident Cases	Resident Deaths	Staff Cases	Total Incidents
3851	TriCare Bundaberg Aged Care Residence	Queensland	37	0	14	51
3761	TriCare Kawana Waters Aged Care Residence	Queensland	4	0	2	6
3893	TriCare Pimpama Aged Care Residence	Queensland	37	0	16	53
3744	Tully & District Nursing Home	Queensland	21	0	21	42
3707	Wellington Park Private Care	Queensland	2	0	0	2
3730	Westhaven Nursing Home	Queensland	2	0	1	3
3530	Wheller Gardens - Cooper House	Queensland	5	0	0	5
3527	Wheller Gardens - Emmaus Village	Queensland	3	0	9	12
3588	Whiddon Beaudesert Star	Queensland	9	1	8	17
3553	Woombye Care	Queensland	2	0	2	4
4252	ACH Group Residential Care - Kapara	South Australia	9	0	0	9
4339	ACH Group Residential Care - Milpara	South Australia	10	2	4	14
6829	ACH Group Residential Care - ViTA	South Australia	13	0	0	13
4385	ACH Group Residential Care - West Park	South Australia	9	1	5	14
4181	Aldinga Beach Court	South Australia	2	0	3	5
4340	Alwyndor Aged Care	South Australia	2	0	15	17
4257	Ananda Hope Valley Residential Care	South Australia	2	0	1	3
4371	AnglicareSA Elizabeth East	South Australia	52	1	27	79
4239	AnglicareSA Grange	South Australia	21	0	3	24
4320	Barossa Valley Nursing Home	South Australia	15	0	11	26
4040	Barossa Village Incorporated	South Australia	24	3	19	43
4146	Bellevue Court Residential Care	South Australia	2	0	5	7
4318	Bene Aged Care - Campbelltown	South Australia	27	0	7	34
4035	Bene Aged Care - The Italian Village	South Australia	35	0	6	41
4105	Bethsalem Care	South Australia	5	0	8	13
4324	Boandik Kessal	South Australia	2	0	4	6
4106	Bupa Campbelltown	South Australia	14	0	0	14
4150	Bupa Enfield	South Australia	28	0	16	44

NAPS ID	Service Name	State	Resident Cases	Resident Deaths	Staff Cases	Total Incidents
4349	Bupa Woodville	South Australia	21	0	20	41
4262	Calvary Flora McDonald Retirement Community	South Australia	10	0	4	14
5628	Ceduna MPS	South Australia	2	0	3	5
4044	Charla Lodge	South Australia	8	0	3	11
4055	Charles Young Residential Care Centre	South Australia	14	0	3	17
4049	Clayton Church Homes - Magill	South Australia	14	0	4	18
4277	Clayton Church Homes - Onkaparinga Valley	South Australia	26	2	13	39
4201	Clayton Church Homes - Prospect	South Australia	9	2	5	14
4172	Copperhouse Court Hostel	South Australia	4	0	2	6
4156	Dunbar Homes Salisbury	South Australia	2	0	0	2
4056	Edenfield Family Care - Ramsay	South Australia	5	0	2	7
4197	Eldercare The Lodge	South Australia	52	2	22	74
4120	Eldercare Trowbridge House	South Australia	3	0	5	8
5480	Estia Health Burton	South Australia	11	0	2	13
4202	Estia Health Encounter Bay	South Australia	3	0	3	6
4296	Estia Health Golden Grove	South Australia	0	0	2	2
4217	Estia Health Hope Valley	South Australia	2	0	2	4
4232	Estia Health Parkside	South Australia	11	0	4	15
5558	Estia Health Salisbury East	South Australia	35	1	6	41
4062	Eudunda Senior Citizens Hostel	South Australia	10	0	12	22
4063	Eyre Peninsula Old Folks Home	South Australia	10	0	11	21
4064	Fullarton Lutheran Homes	South Australia	43	1	62	105
4363	Gaynes Park Manor	South Australia	9	0	0	9
4346	Hahndorf Residential Care Services	South Australia	31	0	1	32
4242	Helping Hand Aged Care - Doreen Bond House	South Australia	13	1	32	45
22996	Helping Hand Aged Care - Golden Grove	South Australia	5	1	5	10
5407	Helping Hand Aged Care - Mawson Lakes Facility	South Australia	0	0	11	11
4378	Helping Hand Aged Care - Parafield Gardens	South Australia	28	0	26	54

NAPS ID	Service Name	State	Resident Cases	Resident Deaths	Staff Cases	Total Incidents
8023	Jamestown Hospital and Health Service	South Australia	0	0	2	2
4230	Japara Brighton	South Australia	4	0	11	15
4307	Japara Oaklands	South Australia	1	0	1	2
5545	Japara The Homestead	South Australia	31	1	8	39
4275	Japara Trevu House	South Australia	0	0	2	2
4142	John Paul II Village Residential Care	South Australia	1	0	0	1
4071	Kalyra Belair Aged Care	South Australia	1	0	1	2
4199	Kalyra McLaren Vale Aged Care	South Australia	2	0	1	3
5625	Kangaroo Island MPS	South Australia	4	0	8	12
4074	Kapunda Homes	South Australia	11	0	5	16
4151	LHI Hope Valley	South Australia	9	2	7	16
4108	Lourdes Valley The Lodge Residential Care	South Australia	6	0	4	10
4043	Mary Cecelia Hart Court Hostel	South Australia	8	1	44	52
23171	Mid West - Streaky Bay MPS	South Australia	4	0	2	6
4139	Nalya Lodge Hostel	South Australia	1	0	3	4
8021	Oakfield Lodge Residential Care	South Australia	2	0	0	2
6467	Oaklands Park Lodge Residential Care	South Australia	21	2	8	29
4284	Olive Grove Aged Care	South Australia	1	0	0	1
4087	Orroroo Community Home	South Australia	5	0	15	20
4354	Parkview Aged Care	South Australia	1	0	25	26
4092	Renmark & Paringa District Hospital Hostel	South Australia	3	1	4	7
22823	Resthaven Aberfoyle Park	South Australia	6	0	9	15
5296	Resthaven Craigmore	South Australia	10	0	15	25
4253	Resthaven Leabrook	South Australia	7	2	8	15
4333	Resthaven Marion	South Australia	0	0	5	5
4347	Resthaven Paradise	South Australia	1	0	17	18
4132	Ridleyton Greek Home for the Aged	South Australia	27	0	29	56
4312	Ross Robertson Memorial Care Centre	South Australia	3	0	3	6

NAPS ID	Service Name	State	Resident Cases	Resident Deaths	Staff Cases	Total Incidents
5554	Sandpiper Lodge Residential Care	South Australia	21	0	11	32
23172	Southern Flinders - Laura MPS	South Australia	0	0	2	2
4157	St Basil's at Croydon Park	South Australia	16	0	1	17
4237	St Basil's at St Peters	South Australia	9	0	1	10
4369	St Joseph's House	South Australia	0	0	3	3
4107	The Philip Kennedy Centre Residential Care	South Australia	1	0	3	4
4111	The Pines Lodge Residential Care	South Australia	2	0	0	2
4114	The Willochra Home	South Australia	0	0	16	16
4268	UnitingSA West Lakes	South Australia	6	0	0	6
4162	Villa St Hilarion-Fulham	South Australia	6	0	4	10
4319	Walkerville Residential Care Centre	South Australia	9	0	4	13
4089	Wesley House	South Australia	3	0	0	3
4350	Westminster Village Nursing Home	South Australia	7	1	1	8
4998	Ainslie Low Head	Tasmania	8	0	1	9
5084	Grenoch Home	Tasmania	4	0	2	6
4999	Hawthorn Village	Tasmania	32	0	8	40
5030	Japara Sandhill	Tasmania	14	0	8	22
5060	Mary Ogilvy Home	Tasmania	0	0	2	2
5095	Peacehaven N	Tasmania	3	0	0	3
5024	Rivulet	Tasmania	2	0	0	2
5987	Rubicon Grove	Tasmania	10	0	1	11
5027	Sandown Apartments	Tasmania	25	0	12	37
5074	The Gardens	Tasmania	5	0	0	5
5086	Umina Park Home For The Aged	Tasmania	2	0	0	2
5050	Wynyard Care Centre	Tasmania	45	1	12	57
5006	Yaraandoo Hostel	Tasmania	52	0	26	78
2964	Alan David Lodge	Victoria	20	0	8	28
1787	Alcheringa	Victoria	6	0	1	7

NAPS ID	Service Name	State	Resident Cases	Resident Deaths	Staff Cases	Total Incidents
2823	Allanvale Private Nursing Home	Victoria	37	0	17	54
2120	Allawah Special Care Hostel	Victoria	14	0	1	15
5845	Arcare Burnside	Victoria	5	0	0	5
5936	Arcare Carnegie	Victoria	29	0	9	38
5912	Arcare Civic Manor	Victoria	5	0	0	5
5920	Arcare Maidstone	Victoria	14	0	2	16
2735	Arcare Malvern East	Victoria	1	0	0	1
1932	Arpad Aged Care	Victoria	19	0	9	28
1785	Ashleigh House Hostel	Victoria	2	0	0	2
8029	Aurum Plenty	Victoria	2	0	7	9
5433	Aurum Reservoir	Victoria	43	0	26	69
1761	Avonlea	Victoria	2	0	0	2
2299	Avonlea Grange Hostel	Victoria	16	0	9	25
5353	Baptcare - Karana Community	Victoria	67	1	14	81
5378	Baptcare - Strathalan Community	Victoria	21	0	5	26
2346	Baptcare - Westhaven Community	Victoria	18	0	2	20
19493	Baptcare Abbey Gardens Community	Victoria	25	0	14	39
7467	Baptcare Brookview Community	Victoria	12	0	4	16
26572	Baptcare Coasthaven Community	Victoria	1	0	0	1
5913	Baptcare Heritage Manor Community	Victoria	4	0	0	4
19354	Baptcare The Orchards Community	Victoria	31	0	13	44
2954	Baptcare Wyndham Lodge Community	Victoria	5	0	1	6
1913	Barwo Homestead	Victoria	1	0	0	1
1793	Benetas Dalkeith Gardens	Victoria	2	0	5	7
1881	Benetas Lovell House	Victoria	6	0	1	7
2989	Benetas St George's	Victoria	1	0	0	1
1916	Benetas St Laurence Court - Kangaroo Flat	Victoria	4	0	0	4
8027	Bentons Lodge - Residential Aged Service	Victoria	16	0	13	29

NAPS ID	Service Name	State	Resident Cases	Resident Deaths	Staff Cases	Total Incidents
5990	BlueCross Baradine	Victoria	23	1	13	36
1884	BlueCross Box Hill	Victoria	15	0	1	16
2154	BlueCross Elly Kay	Victoria	4	0	1	5
1929	BlueCross Livingstone Gardens	Victoria	12	0	7	19
5175	BlueCross Riverlea	Victoria	20	0	5	25
6916	BlueCross Scotchmans Creek	Victoria	24	1	9	33
6466	BlueCross The Gables	Victoria	27	0	7	34
5988	BlueCross Willowmeade	Victoria	2	0	1	3
3018	Brimlea Aged Care	Victoria	9	0	6	15
19293	Bupa Ballarat	Victoria	14	0	10	24
2839	Bupa Bellarine Lakes	Victoria	12	1	5	17
5305	Bupa Bendigo	Victoria	1	0	0	1
5673	Bupa Berwick	Victoria	6	0	2	8
2831	Bupa Bonbeach	Victoria	17	0	7	24
5702	Bupa Greensborough	Victoria	33	0	11	44
19281	Bupa Templestowe	Victoria	12	0	3	15
8025	Bupa Traralgon	Victoria	7	0	3	10
2728	Bupa Woodend	Victoria	2	0	1	3
2246	Casterton Memorial Hospital Nursing Home	Victoria	5	0	4	9
2014	Cheltenham Manor	Victoria	9	0	2	11
3052	Clarinda on the Park	Victoria	3	0	3	6
2224	Cooinda Lodge Nursing Home	Victoria	5	0	3	8
2134	Coppin Centre	Victoria	3	0	1	4
5488	Craigcare Moonee Ponds	Victoria	1	0	2	3
2722	Craigcare Pascoe Vale	Victoria	12	0	4	16
1894	Cumberland View Aged Care - Whalley Drive	Victoria	13	1	0	13
2785	Darvall Lodge	Victoria	11	0	0	11
2270	Diana Street Lodge	Victoria	7	0	3	10

NAPS ID	Service Name	State	Resident Cases	Resident Deaths	Staff Cases	Total Incidents
2232	Dimboola District Hospital Nursing Home Unit	Victoria	2	1	0	2
5799	Doutta Galla Avondale Heights Aged Care Facility	Victoria	31	0	0	31
6909	Doutta Galla Footscray Aged Care Facility	Victoria	10	0	1	11
2124	Doutta Galla Lynch's Bridge Aged Care Facility	Victoria	6	0	1	7
2310	Embracia in Reservoir	Victoria	21	0	0	21
1796	Emmy Monash Aged Care	Victoria	23	1	1	24
22843	Epping Gardens	Victoria	14	0	0	14
2004	Estia Health Bentleigh	Victoria	10	0	2	12
2304	Estia Health Dandenong	Victoria	0	0	2	2
2762	Estia Health Epping VIC	Victoria	0	0	3	3
8076	Estia Health Glen Waverley	Victoria	0	0	2	2
2328	Estia Health Keysborough	Victoria	8	0	2	10
2662	Estia Health Oakleigh East	Victoria	32	0	7	39
2269	Estia Health Ringwood	Victoria	3	0	4	7
5914	Estia Health South Morang	Victoria	2	0	0	2
2999	Estia Health Yarra Valley	Victoria	27	1	12	39
1829	Fairview Inc	Victoria	6	0	20	26
1855	Faversham House	Victoria	25	1	3	28
2653	Ferndale Gardens Aged Care Services	Victoria	7	0	7	14
1936	Garden View Court Hostel	Victoria	6	0	1	7
2289	Gibson Street Complex	Victoria	3	0	3	6
2237	Glenarm Nursing Home	Victoria	2	0	0	2
1889	Glendale Aged Care	Victoria	35	0	14	49
2276	Grace Of Mary Greek Cypriot Elderly Hostel	Victoria	1	0	1	2
1979	Green Gables Private Hostel	Victoria	30	0	7	37
23010	Greenview	Victoria	2	0	0	2
3028	Gregory Lodge	Victoria	26	1	0	26
2334	HammondCare - Caulfield Village	Victoria	1	0	0	1

NAPS ID	Service Name	State	Resident Cases	Resident Deaths	Staff Cases	Total Incidents
2991	Hesse Rural Health Service Nursing Home	Victoria	1	0	0	1
2339	Highwood Court	Victoria	23	0	3	26
2657	Hope Aged Care Brunswick	Victoria	7	0	1	8
22901	Hope Aged Care Swan Hill	Victoria	0	0	2	2
3022	Illoura - Residential Aged Care	Victoria	2	0	9	11
6192	Iris Lovett Gardiner Centre (ACES)	Victoria	3	0	5	8
1958	Isomer Aged Care Facility	Victoria	1	0	1	2
2031	James Thomas Court	Victoria	8	0	3	11
2288	Japara Balmoral Grove	Victoria	1	0	1	2
5260	Japara Barongarook Gardens	Victoria	29	0	16	45
2245	Japara George Vowell	Victoria	7	0	1	8
2813	Japara Hallam	Victoria	4	0	1	5
5313	Japara Kelaston	Victoria	33	0	6	39
2192	Japara Mirridong	Victoria	5	0	1	6
2680	Japara Roccoco	Victoria	32	1	18	50
5713	Japara Scottvale	Victoria	4	0	2	6
27311	Japara The Regent	Victoria	3	0	0	3
2674	Jewish Care (VIC) Inc Residential Homes Carnegie	Victoria	22	1	2	24
1783	Jewish Care (Vic) Inc. Residential Homes, Windsor	Victoria	18	1	7	25
1809	Karingal Seymour	Victoria	5	0	1	6
12307	Kerala Manor	Victoria	2	0	0	2
2249	Kowree Nursing Home Unit	Victoria	6	0	5	11
2309	Lakes Entrance Care Community	Victoria	24	2	4	28
5788	Langford Grange	Victoria	16	0	6	22
1885	Latvian Aged Care Facility	Victoria	0	0	2	2
2105	Lyndoch Hostel	Victoria	1	0	0	1
2211	Lyndoch Nursing Home	Victoria	0	0	3	3
2893	MannaCare - Cassia House	Victoria	30	0	31	61

NAPS ID	Service Name	State	Resident Cases	Resident Deaths	Staff Cases	Total Incidents
2282	MannaCare - Doncaster Melaleuca Lodge	Victoria	42	0	20	62
1764	Margery Cole Residential Care Service	Victoria	57	1	26	83
1951	Martin Luther Homes	Victoria	2	0	0	2
2164	McKellar Centre	Victoria	1	0	2	3
2108	mecwacare Elstoft House	Victoria	8	0	3	11
5989	mecwacare Malvern Centre	Victoria	10	0	4	14
1876	mecwacare O'Mara House	Victoria	6	0	1	7
1973	mecwacare Rositano House	Victoria	1	0	0	1
1828	Melaleuca Aged Care	Victoria	4	0	0	4
6903	Melbourne Hebrew Memorial Nursing Home	Victoria	43	0	6	49
2189	Mercy Place Abbotsford Nursing Home	Victoria	12	0	0	12
19318	Mercy Place Ballarat	Victoria	15	0	6	21
1944	Mercy Place Dandenong	Victoria	9	0	3	12
2045	Mercy Place Lynbrook	Victoria	15	0	10	25
6497	Mercy Place Warrnambool	Victoria	7	0	5	12
2862	Mercy Place Wyndham	Victoria	2	0	3	5
2331	MiCare Margriet Manor	Victoria	4	0	2	6
2797	Millhaven Lodge	Victoria	8	0	7	15
1880	Mitchell House Hostel	Victoria	4	0	5	9
5203	Montclair	Victoria	1	0	0	1
2117	Mooroopna Place Residential Aged Care Service	Victoria	15	1	8	23
1930	Multicultural Aged Care Services Geelong Inc	Victoria	4	0	1	5
1911	Napier Street Aged Care Services	Victoria	13	0	7	20
1972	Oaklea Hall	Victoria	18	0	4	22
8032	Ocean Mist Aged Care	Victoria	8	0	5	13
2100	Ottrey Lodge	Victoria	16	1	15	31
1935	Outlook Gardens Aged Care	Victoria	4	0	0	4
7103	Peninsula Grange Aged Care	Victoria	7	1	2	9

NAPS ID	Service Name	State	Resident Cases	Resident Deaths	Staff Cases	Total Incidents
2037	Princes Court Homes Hostel	Victoria	15	0	10	25
2034	R. M. Begg Kyneton Aged Care	Victoria	7	0	0	7
2317	Rangeview Private Nursing Home	Victoria	13	0	13	26
2988	Regis Blackburn	Victoria	59	0	9	68
5471	Regis Dandenong North	Victoria	9	0	0	9
5930	Regis Frankston	Victoria	6	0	0	6
2654	Regis Macleod	Victoria	12	1	5	17
1998	Regis Rosebud	Victoria	5	0	1	6
2330	Regis Sandringham	Victoria	1	0	0	1
2847	Regis Sunraysia	Victoria	15	0	8	23
1890	Rosary Home	Victoria	12	0	3	15
22868	Royal Freemasons Bacchus Marsh	Victoria	3	0	2	5
1955	Samarinda Lodge	Victoria	34	0	9	43
2870	San Carlo Homes for the Aged	Victoria	19	0	11	30
2856	Sherbrooke Private Nursing Home	Victoria	28	2	5	33
2206	Sheridan Aged Care	Victoria	5	0	2	7
2272	Simpkin House Nursing Home	Victoria	3	0	0	3
2849	South Port Community Residential Home	Victoria	11	0	6	17
2998	St John's	Victoria	36	0	28	64
2167	St Vincent's Care Services Eltham - Eltham Lodge	Victoria	5	0	1	6
22951	St Vincent's Care Services Kew	Victoria	9	0	0	9
5363	Sutton Park Assisted Aged Care	Victoria	1	0	0	1
1886	The Views at Heidelberg	Victoria	3	0	3	6
2089	Trentham Hostel	Victoria	2	0	2	4
2279	Uniting AgeWell Andrew Kerr Care	Victoria	2	0	0	2
1847	Uniting AgeWell Box Hill	Victoria	15	5	11	26
1848	Uniting AgeWell Hawthorn Community	Victoria	12	0	5	17
2773	Uniting AgeWell Noble Park	Victoria	3	0	4	7

NAPS ID	Service Name	State	Resident Cases	Resident Deaths	Staff Cases	Total Incidents
1797	Vasey RSL Care Frankston South	Victoria	2	0	0	2
19548	Victorian Croatian Aged Care Services Inc	Victoria	7	0	4	11
2292	Villa Del Sole	Victoria	15	0	6	21
1817	Villa Maria Catholic Homes Providence Aged Care Residence	Victoria	9	0	3	12
6495	Villa Maria Catholic Homes Shanagolden Aged Care Residence	Victoria	25	0	8	33
1831	Villa Maria Catholic Homes St Catherine's Aged Care Residence	Victoria	3	0	1	4
2802	Village Glen Aged Care Residences - Capel Sound	Victoria	3	0	0	3
1917	Wantirna Views Care Community	Victoria	10	0	1	11
2039	Warramunda Village Hostel	Victoria	19	1	18	37
23461	Warrina Aged Care	Victoria	51	1	18	69
5902	Wintringham Ron Conn Nursing Home	Victoria	4	0	0	4
1768	Woorayl Lodge Hostel	Victoria	10	0	3	13
5694	Aegis Anchorage	Western Australia	8	0	14	22
4879	Aegis Balmoral	Western Australia	6	0	3	9
4906	Aegis Banksia Park	Western Australia	21	0	58	79
4762	Aegis Greenfields	Western Australia	0	0	5	5
4805	Aegis Hilton Park	Western Australia	62	1	20	82
22681	Aegis Karalee	Western Australia	13	0	16	29
4779	Aegis Lakeside	Western Australia	2	0	2	4
4594	Aegis Lincoln Park	Western Australia	19	0	4	23
4882	Aegis Melville	Western Australia	1	0	12	13
19386	Aegis Montgomery	Western Australia	5	0	3	8
6567	Aegis Parkview	Western Australia	12	0	8	20
4809	Aegis Sandstrom	Western Australia	23	0	14	37
5402	Aegis Shawford	Western Australia	0	0	3	3
5564	Aegis Shoalwater	Western Australia	46	0	53	99

NAPS ID	Service Name	State	Resident Cases	Resident Deaths	Staff Cases	Total Incidents
26561	Aegis Shorehaven	Western Australia	0	0	2	2
4811	Aegis St Michael's	Western Australia	34	2	31	65
4771	Aegis The Pines	Western Australia	3	0	14	17
5890	Aegis Woodlake	Western Australia	0	0	3	3
4914	Amaroo Village McMahon Caring Centre	Western Australia	29	0	21	50
4639	Archbishop Goody Hostel	Western Australia	20	0	5	25
6919	Baptistcare Balladong Gardens	Western Australia	1	0	9	10
4734	Baptistcare Bethel	Western Australia	32	1	44	76
5697	Baptistcare David Buttfield Centre	Western Australia	45	1	37	82
4704	Baptistcare Graceford	Western Australia	1	0	10	11
4919	Baptistcare Gracehaven	Western Australia	1	0	23	24
4694	Baptistcare Gracewood	Western Australia	10	0	19	29
5687	Baptistcare Mirrambeena	Western Australia	0	0	36	36
4592	Baptistcare Moonya	Western Australia	0	0	2	2
4714	Baptistcare Morrison Gardens	Western Australia	41	3	42	83
4688	Baptistcare Yallambee	Western Australia	4	0	14	18
4719	Bert England Lodge	Western Australia	8	0	5	13
5693	Bethanie Beachside	Western Australia	22	3	41	63
4863	Bethanie Elanora Villas Nursing Home	Western Australia	1	0	1	2
22923	Bethanie Gwelup	Western Australia	4	0	17	21
4656	Bethanie Illawong	Western Australia	2	0	2	4
4739	Bethanie Peel	Western Australia	2	0	1	3
5719	Bethanie Waters	Western Australia	56	4	34	90
19375	Braemar Cooina	Western Australia	11	0	8	19
4812	Braemar House	Western Australia	10	0	0	10
4759	Brightwater Birralee	Western Australia	10	0	1	11
5593	Brightwater Madeley	Western Australia	25	0	18	43
4782	Brightwater Onslow Gardens	Western Australia	3	0	9	12

NAPS ID	Service Name	State	Resident Cases	Resident Deaths	Staff Cases	Total Incidents
4765	Brightwater Oxford Gardens	Western Australia	3	0	20	23
4722	Brightwater South Lake	Western Australia	0	0	6	6
4793	Brightwater The Village	Western Australia	32	0	18	50
4595	Burswood Care Annie Bryson McKeown Lodge	Western Australia	11	1	7	18
4596	Burswood Care Gwen Hardie Lodge	Western Australia	0	0	13	13
4726	Burswood Care Sunshine Park	Western Australia	21	0	15	36
4740	Canning Lodge	Western Australia	1	0	9	10
4593	Capecare	Western Australia	25	0	15	40
7149	Carine Parkside Care Community	Western Australia	3	0	15	18
5278	Clarence Estate Residential Health and Aged Care	Western Australia	29	0	19	48
4599	Coolibah Care	Western Australia	59	0	39	98
4897	Craigcare Albany	Western Australia	4	0	6	10
22933	Craigcare Ascot Waters	Western Australia	27	0	21	48
6205	Dr Mary Surveyor Centre	Western Australia	29	1	70	99
5394	Edward Collick Home	Western Australia	15	1	19	34
4775	Esperance Aged Care Facility	Western Australia	8	0	9	17
5277	Frank Prendergast House	Western Australia	0	0	12	12
4861	Freshwater Bay Nursing Home	Western Australia	31	0	5	36
4655	Geegeelup Aged Care Facility	Western Australia	0	0	10	10
4602	Gordon Lodge	Western Australia	0	0	5	5
4685	Hellenic Community Aged Care	Western Australia	0	0	16	16
4579	Hocart Lodge	Western Australia	7	0	7	14
4777	Howard Solomon Aged Care Facility	Western Australia	6	0	26	32
4686	Italian Village Fremantle	Western Australia	5	0	9	14
4609	James Brown Care Centre	Western Australia	5	0	2	7
4744	Jeremiah Donovan House	Western Australia	0	0	3	3
4634	Joseph Banks Aged Care Facility	Western Australia	3	0	35	38
4613	Joseph Cooke House	Western Australia	3	0	7	10

NAPS ID	Service Name	State	Resident Cases	Resident Deaths	Staff Cases	Total Incidents
4851	Juniper Annesley	Western Australia	8	0	6	14
4890	Juniper Chrystal Halliday	Western Australia	8	0	12	20
4769	Juniper Ella Williams	Western Australia	9	0	5	14
19395	Juniper Hayloft	Western Australia	1	0	4	5
4674	Juniper Hilltop	Western Australia	0	0	5	5
22934	Juniper Korumup	Western Australia	20	0	7	27
4627	Juniper Riverslea	Western Australia	7	0	4	11
4750	Karinya Residential Care	Western Australia	0	0	3	3
4733	Karri and Tuart Lodge	Western Australia	13	0	12	25
4737	Kinross Care Centre	Western Australia	11	0	5	16
4835	Leighton Nursing Home	Western Australia	48	0	19	67
4816	Little Sisters of the Poor Glendalough Home	Western Australia	2	0	27	29
4907	Mandurah Coast Care Community	Western Australia	36	1	15	51
4743	Manoah House	Western Australia	2	0	9	11
4770	Margaret Hubery House	Western Australia	20	0	20	40
4650	Marine Views Cottessloe	Western Australia	14	0	54	68
4764	Melville Parkside Care Community	Western Australia	1	0	8	9
4901	Mercy Place Mandurah	Western Australia	2	0	7	9
4751	Michael Lee Centre	Western Australia	18	0	70	88
4880	Midland Nursing Home	Western Australia	29	1	33	62
5669	Moora/Dandaragan MPS	Western Australia	2	0	1	3
8073	MYVISTA Mirrabooka	Western Australia	25	0	46	71
4847	Nazareth House Geraldton	Western Australia	10	0	4	14
4776	Ocean Star Aged Care	Western Australia	13	0	8	21
4653	Pam Corker House	Western Australia	28	2	30	58
4758	Peter Arney Home	Western Australia	26	2	28	54
5401	Regents Garden - Bateman	Western Australia	39	1	24	63
6431	Regents Garden Aubin Grove	Western Australia	10	0	27	37

NAPS ID	Service Name	State	Resident Cases	Resident Deaths	Staff Cases	Total Incidents
5889	Regents Garden Four Seasons Booragoon	Western Australia	7	0	24	31
5342	Regents Garden Residential Aged Care Resort - Lake Joondalup	Western Australia	20	0	18	38
4774	Regis Bunbury	Western Australia	9	0	32	41
4815	Regis Embleton	Western Australia	4	0	7	11
4833	Regis Greenmount	Western Australia	79	1	39	118
4678	Regis Weston	Western Australia	17	0	1	18
23585	Regis Woodlands	Western Australia	14	0	9	23
4707	Riversea Mosman Park	Western Australia	0	0	26	26
4854	Rockingham Nursing Home	Western Australia	40	0	17	57
4622	Rosewood Care Leederville	Western Australia	2	0	22	24
4676	Seaforth Gardens Senior Citizens' Residence	Western Australia	14	0	5	19
4636	Servite Villa	Western Australia	1	0	1	2
27039	Southern Plus East Fremantle	Western Australia	0	0	5	5
4830	St Vincent's Aged Care	Western Australia	0	0	7	7
4858	SwanCare Kingia/Tandara	Western Australia	24	0	23	47
26612	SwanCare Ningana	Western Australia	1	0	7	8
4582	SwanCare Waminda	Western Australia	25	1	16	41
27918	The Queenslea	Western Australia	1	1	2	3
4642	Thomas Scott Hostel	Western Australia	14	0	1	15
4652	Tuia Lodge	Western Australia	1	0	4	5
4870	Valencia Nursing Home	Western Australia	0	0	12	12
4619	ValleyView Residence	Western Australia	6	0	3	9
4761	Villa Dalmacia Aged Care Facility	Western Australia	53	3	37	90
4620	Villa Pelletier Hostel	Western Australia	1	0	2	3
4616	Villa Terenzio	Western Australia	12	0	101	113
5983	Vivian Bullwinkel Lodge	Western Australia	31	0	21	52
4624	Wattle Hill Lodge	Western Australia	1	0	12	13

NAPS ID	Service Name	State	Resident Cases	Resident Deaths	Staff Cases	Total Incidents
5476	Wearne Home	Western Australia	0	0	7	7