



COVID-19 outbreaks in Australian residential aged care facilities

National snapshot

As at 8:00 am 10 June 2022 there are 4,941 active COVID-19 cases in 646 active outbreaks in residential aged care facilities across Australia. Of these, 3,331 cases are in residents and 1,610 cases are in staff.

Table 1: Aged Care COVID-19 data as at 8.00am 10 June 2022¹

Active outbreaks	646
Resident cases – total cases associated with active outbreaks	8,091
Resident cases – total cases currently active (total cases minus recovered cases and deceased)	3,331
Staff cases – total cases associated with current active outbreaks	4,863
Staff cases – total cases currently active (total cases minus recovered cases and deceased, noting no deaths recorded to date)	1,610
Total number of deaths since the start of the pandemic	2,670
Total number of residential aged care facilities that have had an outbreak - Cumulative total since the beginning of the pandemic	2,534 ²
Total number of outbreaks at residential aged care facilities – Cumulative total since the beginning of the pandemic	5,334
Resident cases – Cumulative total since the beginning of the pandemic	51,445
Staff cases - Cumulative total since the beginning of the pandemic	41,188

¹ Includes transition care

² This only includes outbreaks – defined as one or more positive resident or two or more positive staff cases.

Analysis

Current situation in Australia

Joint arrangements are in place in all states and territories to support facilities with outbreaks and additional support for State emergency operation centres is being provided as the need arises. In Victoria, the Victorian Aged Care Response Centre is also fully operational, with Commonwealth and Victorian Government officials working closely together in a coordinated effort to respond to aged care outbreaks across the state.

As at 9 pm, 9 June 2022 there has been a total of 7,538,022 cases of COVID-19 reported, including 224,820 active cases and 8,919 deaths in Australia.

- 646 active outbreaks in residential aged care facilities nationally – 180 in NSW, 163 in Victoria, 79 in SA, 81 in QLD, 17 in TAS, 2 in the NT, 14 in the ACT, and 110 in WA.
- 3,331 residents and 1,610 staff currently COVID-19 positive in active outbreaks. Of the residents, 1,026 are in NSW, 900 in Victoria, 274 in SA, 338 in QLD, 85 in TAS, 18 in the NT, 98 in the ACT, and 592 in WA. Of the staff, 450 are in NSW, 399 in Victoria, 157 in SA, 169 in QLD, 24 in TAS, 4 in the NT, 45 in the ACT, and 362 in WA.
- 1,753 reported deaths in 2022 (a total of 2,670 since beginning of pandemic: 686 in 2020; 231 in 2021 and 1,753 in 2022).

Case numbers and numbers of deaths are dependent upon reporting from facilities and validation of deaths from state and territory governments. In some cases this may be delayed, reflecting case numbers reported during a period rather than necessarily occurring during this period.

Determining cause of death rests with the States and Territories. In many cases where the resident has comorbidities, confirming a COVID death may take time and be impacted by findings from coronial inquiries. Reported COVID deaths are subject to change following these inquiries.

Further investigations are underway with State and Territory Governments to confirm 2021 and 2022 numbers reflect official and agreed deaths data.

Given the high caseload in January 2022 cases were not being identified as resolved and had been previously reported as active cases. Instead, all cases associated with active outbreaks (recovered, deceased and active) were being reported.

These numbers are under constant review and confirmation from facilities. Cases are considered to be resolved once a resident or staff member ceases to be symptomatic and has completed their isolation period, in line with national guidance.

An outbreak is considered to be active pending advice from the relevant Public Health Unit. This typically occurs when there are no longer any symptomatic or potentially infectious cases and will occur after the isolation period.

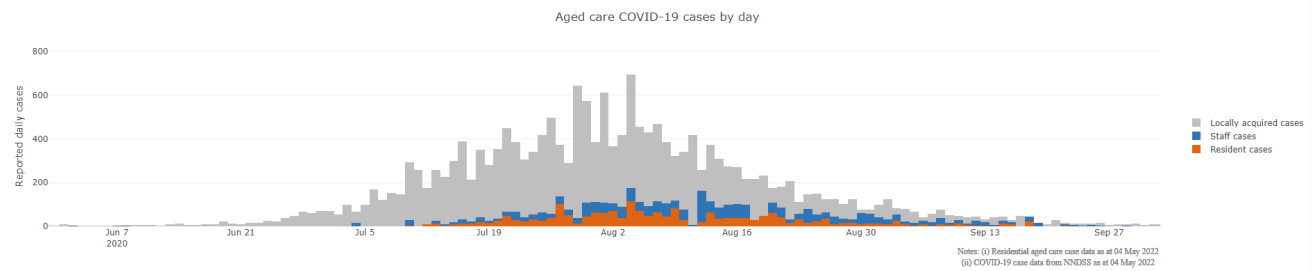
All numbers are subject to further change as additional information is reported to the Department of Health, including directly from providers through the COVID-19 Support Portal on My Aged Care. On 28 February 2022 data collection processes moved from case manager collection to service self-reporting via this online portal.

On 1 April 2022, additional deaths were included following a reconciliation of data provided by New South Wales Health, including 1 in 2020, 5 in 2021 and 58 in 2022.

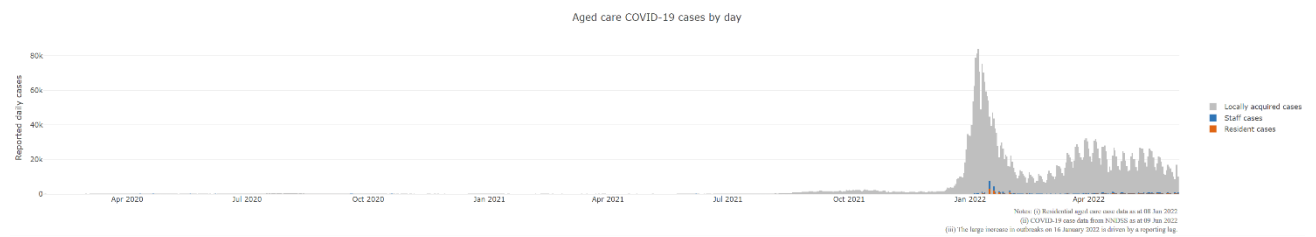
For the purposes of this report, an 'active outbreak' is a facility that has recorded one or more resident or two or more staff cases. This differs from definitions in the *Communicable Disease Network Australia (CDNA) national guidelines for the prevention, control and public health management of COVID-19 outbreaks in residential care facilities in Australia*. Under the CDNA Guidelines, an outbreak is defined as two or more residents or 5 or more staff, resident or visitor cases.

Figure 1: Number of daily reported COVID-19 cases in Australian residential aged care Facilities overlayed with national locally acquired cases³

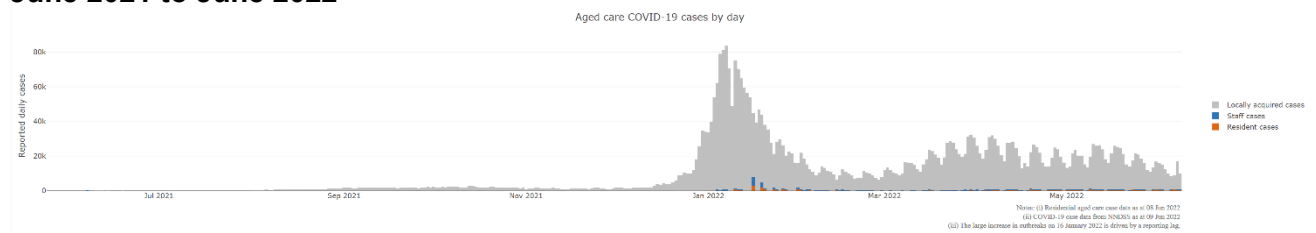
June 2020 to October 2020



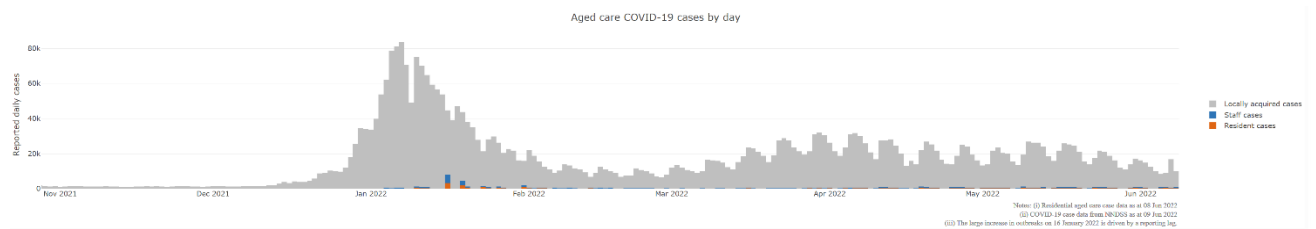
April 2020 to June 2022



June 2021 to June 2022



November 2021 to June 2022



International comparisons

During the COVID-19 pandemic, no country has been able to avoid outbreaks or deaths in residential aged care when there has been widespread community transmission.

The Australian death rate is 1.22% per cent (12.1 in 1,000) against the total number of residential aged care beds across the country. By comparison, Canada has experienced over 6 times the number of deaths in care homes than Australia as at 9 June 2022.

- As at 31 May 2022, Canada has experienced 39,419 deaths. This includes 17,019 deaths at residential in care homes (or 43 per cent).
- 63 per cent of all aged care homes in Canada have had reported cases of COVID-19 in residents or staff (compared to 94 per cent in Australia).

³ National daily cases sourced from NNDSS data and filtered to locally acquired cases. Case numbers reflect the date of reporting which may differ to diagnosis date. Residential aged care facility staff and resident data reflects data reported to the Department of Health. Totals reflect the date of case report and may be affected by delayed reporting.

Workforce in active residential aged care outbreaks

As at 10 June 2022, workforce surge staff have filled 108,036 shifts in aged care services impacted by COVID-19, these shifts include roles for GPs, nurses, care workers, allied health workers, executive and ancillary staff. This includes:

Table 2: Workforce resources supplied to residential aged care facilities

Agency	Resources Supplied (as at 10 June 2022)
State and NACER (National Aged Care Emergency Response) Teams	Tasmanian Government: 7 clinical and 2 support staff. Western Australian Government: 19 clinical personnel and 4 support staff. South Australian Government: 18 clinical personnel and 4 support staff. 12 NACER teams (70 personnel) have been deployed. The deployment of State and NACER teams is now complete.
Recruitment, Consulting, and Staffing Association (RCSA)	Staff supplied to fill 63,859 shifts.
Healthcare Australia	Staff supplied filled 9,388 shifts for workforce surge and 2,295 shifts for NACER teams (now complete).
Mable	Supplied 130 staff to fill 2,711 shifts.
Aspen Medical	17,202 shifts filled, including clinical first responder deployments.
Health X	Supplied 103 staff to fill 8,526 shifts.
Torrens Health	Supplied 4,055 shifts in surge workforce roles.
Residential Aged Care Visitation Assistant (RACVA)	RACVAs completed 2,733 shifts.

As at 10 June 2022, the Australian Defence force (ADF) has 201 personnel deployed across 17 Residential Aged Care Facilities. A cumulative total of 443 facilities have been supported so far.

ADF teams consist of clinical and non-clinical personnel. 10 ADF Independent Medical Teams (consisting of 10 members per team, 100 members total) and 14 Medical Augmentation Teams (consisting of three members per team, 42 members total).

These clinical teams are currently operating in New South Wales, Victoria, Queensland, Western Australia, South Australia and Tasmania, with general duties support also provided in these states. Additionally, there is an 6-member Defence Planning and Coordination Team working with the Department of Health in Canberra.

Provision of personal protective equipment (PPE)

A range of resources and online training on the use of PPE is available on the Department's website for aged care workers.

Since March 2020, the Commonwealth Government has been working with state and territory governments to ensure aged care facilities have sufficient PPE. PPE is dispatched both directly from the National Medical Stockpile (NMS) and by jurisdictions on the NMS' behalf, depending on the specific circumstances.

In total, as at 9 June 2022, the NMS has provided residential aged care facilities with approximately:

- 90.0 million masks
- 39.8 million gowns
- 119.0 million gloves
- 32.1 million goggles and face shields
- 220,000 bottles of hand sanitiser
- 48.8 million RAT kits

Testing of aged care residents and staff

Rapid Antigen Testing for Aged Care

The Australian Government, through the Department of Health, made COVID-19 rapid antigen testing (RAT) kits available to residential aged care facilities and short-term restorative care (aged care services) in high transmission-risk areas and experiencing outbreaks.

Since August 2021, 51.0 million RATs have been distributed to aged care facilities. More than 95 million RAT tests have been purchased by the Australian Government and these are being prioritised for aged care.

Sonic Aged Care Testing

As at 7 June 2022, under contract with the Commonwealth, Sonic Healthcare has conducted 2,012,105 COVID 19 PCR tests at 3,099 residential aged care facilities and aged care services nationally. Of the 2,012,105 PCR tests conducted, 46,941 have been positive.

Vaccination in Residential Aged Care Facilities

The Australian Government's COVID-19 vaccination program is delivering in-reach vaccine services for aged care residents and workers across Australia, through Commonwealth vaccine providers, primary care and self-vaccination services by aged care providers.

As at 10 June 2022, a total of 585,311 doses of COVID-19 vaccines have been administered to residents in residential aged care facilities.

Oral antiviral treatments

Distribution of the oral anti-viral Lagevrio (Molnupiravir) commenced on 6 February 2022 to all RACFs with outbreak sites prioritised for delivery. The National Medical Stockpile has deployed 48,138 treatment courses of Lagevrio (Molnupiravir) to aged care facilities.

Infection control and audits

The Aged Care Quality and Safety Commission (Commission) conducts a range of site and non-site activities to monitor and assess residential aged care services, including site audits and assessment contacts (site and non-site) (see Table 3 below). In August 2020, the Commission commenced an infection control monitoring (ICM) spot check program in all Australian jurisdictions.

The ICM spot check program involves on-site visits to residential aged care services, without an outbreak, to check compliance with personal protective equipment (PPE) and infection control arrangements. The purpose of the ICM spot check is to observe infection control practices, to ensure that staff, management and visitors were adhering to safe personal

protective equipment protocols and to safe infection control arrangements as required under the quality standards.

As at 9 June 2022, the Commission had conducted 3,644 ICM spot checks to observe infection control practices and PPE protocols in residential aged care facilities.

All residential aged care facilities are required to engage an onsite clinical lead to provide leadership and increase capacity in relation to infection prevention and control.

Under the Commonwealth-State Plan to boost aged care preparedness, states and territories are complementing the activity being undertaken by the Commission through additional site visits by state health services at the local level, which includes work relating to infection prevention and control. These visits are strengthening state health service relationships with local aged care services as part of the standing up of joint health aged care emergency response centres in each jurisdiction.

Table 3: Total Quality Assessment and Monitoring Activities with residential services (including IPC), by type and month 1 March 2020 to 9 June 2022

Regulatory Activities	2019-20 (1 Mar - 30 Jun 2020)	2020-21	2021-22 (to 9 June 2022)	Total
Site visits	318	3,452	1,598	5,368
Non-site activities	3,711	8,390	6,402	18,503
Total activities	4,029	11,842	8,000	23,871

Appendix 1: National residential aged care services with Active outbreaks COVID-19

Please note, information reported in this table has been directly reported to the Department of Health by residential aged care facilities. Total incidents refers to all staff and resident cases associated with the active outbreak and may not reflect the count of currently active cases. Where numbers have been incorrectly reported, facilities are able to correct these in the COVID-19 Support Portal through My Aged Care.

NAPS ID	Service Name	State	Resident Cases	Resident Deaths	Staff Cases	Total Incidents
1195	Adria Village Ltd	Australian Capital Territory	0	0	2	2
1197	BaptistCare Carey Gardens Centre	Australian Capital Territory	0	0	6	6
1201	Bill McKenzie Gardens	Australian Capital Territory	30	1	4	34
5649	Calvary Haydon Retirement Community	Australian Capital Territory	17	0	1	18
1193	Goodwin Ainslie (Goodwin House)	Australian Capital Territory	1	0	11	12
1203	Goodwin Monash	Australian Capital Territory	5	0	1	6
1210	Jindalee Aged Care Residence	Australian Capital Territory	26	2	31	57
1198	Mountain View Aged Care Plus Centre	Australian Capital Territory	18	0	14	32
6571	Pines Living	Australian Capital Territory	22	0	7	29
1192	RFBI Holt Masonic Village	Australian Capital Territory	4	1	7	11
1190	Sir Leslie Morshead Manor	Australian Capital Territory	1	0	5	6
1189	Uniting Mirinjani Weston ACT	Australian Capital Territory	7	0	1	8
1208	Uniting Mirinjani Weston ACT	Australian Capital Territory	72	0	29	101
6800	Warrigal Care Stirling	Australian Capital Territory	3	0	6	9
978	Abbey House Aged Care	New South Wales	2	0	17	19
26620	Advantaged Care at Edensor Gardens	New South Wales	23	0	3	26
21659	Advantaged Care at Prestons Lodge	New South Wales	2	0	1	3
129	Albert Moore Gardens	New South Wales	6	0	6	12
7253	Alkira Gardens	New South Wales	11	0	1	12
322	Allawah Lodge	New South Wales	12	0	7	19
6568	Anglican Care Kilpatrick Court	New South Wales	2	0	1	3
7272	Anglicare Barry Marsh House	New South Wales	0	0	16	16
891	Annandale Grove Care Community	New South Wales	13	0	5	18
6385	Anthem	New South Wales	7	0	7	14
5858	Arcare Kanwal	New South Wales	1	0	0	1
27493	Arcare Mollymook	New South Wales	2	1	1	3

NAPS ID	Service Name	State	Resident Cases	Resident Deaths	Staff Cases	Total Incidents
22057	Arcare Warriewood	New South Wales	1	0	0	1
44	Aruma Lodge	New South Wales	33	0	5	38
5419	Aurum Erina	New South Wales	11	0	2	13
1121	Aurum Kincumber	New South Wales	12	0	11	23
347	Banksia Village	New South Wales	1	0	0	1
22846	Bankstown Terrace Care Community	New South Wales	2	0	2	4
63	BaptistCare Mid Richmond Centre - Coraki	New South Wales	33	1	11	44
500	BaptistCare Morven Gardens Centre	New South Wales	5	0	4	9
528	BaptistCare Warabrook Centre	New South Wales	4	0	1	5
1162	Berkeley Vale Care Community	New South Wales	18	1	7	25
230	Bilyara Hostel	New South Wales	3	0	1	4
22953	Blacktown Terrace Care Community	New South Wales	2	0	4	6
28082	BlueWave Living	New South Wales	10	0	31	41
793	Bolton Clarke Cabrini	New South Wales	9	0	1	10
426	Bolton Clarke Macquarie View - Bolton Point	New South Wales	15	1	6	21
237	Borella House	New South Wales	1	0	2	3
4	Brewarrina Multi-Purpose Service	New South Wales	1	0	0	1
126	Brother Alberts Home	New South Wales	38	1	13	51
19334	Bupa Clemton Park	New South Wales	2	2	1	3
6239	Bupa Pottsville Beach	New South Wales	19	1	6	25
569	Calvary Cessnock Retirement Community	New South Wales	6	0	0	6
350	Calvary Mt Carmel Retirement Community	New South Wales	9	0	1	10
136	Calvary Muswellbrook Retirement Community	New South Wales	5	0	1	6
5869	Cameron Park Care Community	New South Wales	1	0	2	3
1104	Carino Care at Russell Lea	New South Wales	21	0	2	23
437	Carpenter Court Aged Care Plus Centre	New South Wales	3	0	3	6
923	Casa Mia Aged Care Centre	New South Wales	5	0	0	5
10914	CASS Residential Aged Care Facility	New South Wales	12	0	7	19

NAPS ID	Service Name	State	Resident Cases	Resident Deaths	Staff Cases	Total Incidents
472	Castle Hill Aged Care Home	New South Wales	2	0	0	2
5563	Catholic Healthcare Our Lady of Loreto Gardens	New South Wales	12	0	8	20
277	Catholic Healthcare St Joseph's Aged Care	New South Wales	0	0	2	2
74	Catholic Healthcare St Mary's Villa	New South Wales	5	0	2	7
7619	Catholic Healthcare St Paul's Residential Aged Care	New South Wales	15	0	4	19
5179	Catholic Healthcare Villa Maria Centre	New South Wales	2	0	0	2
5456	Coastal Waters Aged Care	New South Wales	5	0	1	6
5169	Coffs Haven Residential Care Service	New South Wales	5	0	1	6
16388	Columbia Aged Care Services - Oberon Village	New South Wales	3	0	1	4
507	Concord Community Hostel	New South Wales	4	0	0	4
1057	Coinda Nursing Home	New South Wales	13	1	10	23
5436	Coolah Multi-Purpose Service	New South Wales	2	0	0	2
1099	Cootamundra Nursing Home	New South Wales	0	0	5	5
1075	Crowley Retirement Village	New South Wales	8	1	3	11
1156	Denhams Beach Care Community	New South Wales	0	0	5	5
979	Dorothy Boyt House	New South Wales	26	0	9	35
296	Dougherty Apartments	New South Wales	31	0	5	36
1017	Dubbo Homestead Care Community	New South Wales	16	0	1	17
5813	Dunedoo Multi-Purpose Service	New South Wales	5	0	5	10
650	Eileen Armstrong House	New South Wales	13	0	2	15
5494	Estia Health Dalmeny	New South Wales	5	1	2	7
804	Estia Health Epping - The Poplars	New South Wales	44	0	10	54
882	Estia Health Manly Vale	New South Wales	14	0	4	18
1087	Estia Health Tuncurry	New South Wales	27	0	12	39
5448	Fairlea Aged Care @ Harris Park	New South Wales	36	0	3	39
294	Feros Village Wommin Bay	New South Wales	2	0	2	4
399	Fitzgerald Memorial Aged Care Facility Limited	New South Wales	1	0	3	4
1038	Florence Price Gardens	New South Wales	4	0	1	5

NAPS ID	Service Name	State	Resident Cases	Resident Deaths	Staff Cases	Total Incidents
6153	Goodhew Gardens	New South Wales	4	0	2	6
557	Governor Phillip Manor	New South Wales	23	0	6	29
927	Grafton Aged Care Home	New South Wales	13	0	15	28
5612	Grenfell Multi-Purpose Service	New South Wales	12	0	6	18
5860	HammondCare - Horsley	New South Wales	9	0	1	10
442	HammondCare - Princess Juliana Lodge	New South Wales	18	0	8	26
385	HammondCare Waratah	New South Wales	9	0	1	10
1016	Harbison Burradoo	New South Wales	2	0	1	3
1115	Heritage Pennant Hills	New South Wales	11	0	1	12
1015	Hillgrove House	New South Wales	3	0	5	8
326	Holbrook Hostel	New South Wales	5	0	3	8
5257	Hugh Cunningham Gardens	New South Wales	8	0	7	15
738	Hunters Hill Montefiore Home	New South Wales	50	3	27	77
960	Huntingdon Gardens Aged Care Facility	New South Wales	3	0	0	3
65	Illawarra Diggers	New South Wales	3	0	0	3
1096	Imlay House	New South Wales	1	0	1	2
5276	IRT Greenwell Gardens	New South Wales	4	0	1	5
982	IRT Tarrawanna Care Centre	New South Wales	13	0	1	14
422	IRT William Beach Gardens	New South Wales	21	1	4	25
333	Jacaranda Grove Hostel	New South Wales	1	0	1	2
659	Japara Henley Manor	New South Wales	8	0	3	11
1054	Karingal Gardens	New South Wales	3	0	1	4
1159	Killarney Vale Care Community	New South Wales	1	0	1	2
19285	Kintyre Lodge - Dubbo	New South Wales	6	0	1	7
5616	Lake Cargelligo Multi-Purpose Service	New South Wales	8	0	2	10
6195	Lake Haven Court Aged Care Facility	New South Wales	6	0	3	9
479	Lara Aged Care	New South Wales	13	0	1	14
343	Lee Hostel	New South Wales	8	0	1	9

NAPS ID	Service Name	State	Resident Cases	Resident Deaths	Staff Cases	Total Incidents
6230	Lucy Chieng Aged Care Centre	New South Wales	3	0	2	5
6224	Macleay Valley House	New South Wales	32	0	4	36
973	Manly Vale Nursing Home	New South Wales	19	0	2	21
503	Mater Christi Aged Care Facility	New South Wales	0	0	34	34
1025	Mercy Place Albury	New South Wales	6	0	2	8
1000	Mildred Symons House	New South Wales	16	0	5	21
621	Milford House Nursing Home	New South Wales	5	2	0	5
5523	Minchinbury Manor	New South Wales	59	2	20	79
6801	Moran Sylvania	New South Wales	6	0	6	12
332	Mountain View Lodge Hostel	New South Wales	2	0	1	3
1144	Mountainview Nursing Home	New South Wales	2	0	1	3
328	Murray House	New South Wales	5	0	2	7
262	Murray Vale Shalem Hostel	New South Wales	2	0	0	2
495	Orana Gardens	New South Wales	40	0	22	62
1164	Orange Grove Care Community	New South Wales	5	0	1	6
7217	Pathways Cronulla Pines	New South Wales	26	0	10	36
5943	Pembroke Lodge	New South Wales	41	3	12	53
444	Peninsula Villages Ltd	New South Wales	9	0	10	19
756	Peter Cosgrove House	New South Wales	77	5	18	95
26602	Porter Lodge	New South Wales	1	0	0	1
5340	Raffles Assisted Aged Care	New South Wales	1	0	1	2
6214	Randwick Montefiore Home	New South Wales	14	0	16	30
404	RFBI Kurri Kurri Masonic Village	New South Wales	4	0	1	5
5865	RFBI Raleigh Urunga Masonic Village	New South Wales	15	0	16	31
6959	Rocky Point Residence	New South Wales	21	0	2	23
7977	Ron Middleton VC Gardens	New South Wales	3	0	1	4
880	Rosedurnate Aged Care Plus Centre (2503)	New South Wales	13	0	0	13
784	Roseneath Aged Care Centre Pty Ltd	New South Wales	7	1	7	14

NAPS ID	Service Name	State	Resident Cases	Resident Deaths	Staff Cases	Total Incidents
544	RSL ANZAC Village	New South Wales	1	0	0	1
605	S Antonio Da Padova Nursing Home	New South Wales	2	0	2	4
1048	Sir William Hudson Memorial Centre	New South Wales	2	0	4	6
5336	Southern Cross Care Kildare Residential Aged Care	New South Wales	0	0	3	3
489	Southern Cross Care Nagle Residential Aged Care	New South Wales	1	0	1	2
22781	Southern Cross Care Thornton Park	New South Wales	25	0	10	35
214	Southern Cross Care Young Residential Aged Care	New South Wales	27	1	11	38
1163	Springwood Greens Care Community	New South Wales	0	0	3	3
39	St Elizabeth Home	New South Wales	33	3	7	40
546	St Marys Villa Residential Aged Care	New South Wales	2	0	1	3
898	Stanmore Place Care Community	New South Wales	0	0	2	2
1008	Strathearn Village High Care Facility	New South Wales	14	0	2	16
759	SummitCare Randwick	New South Wales	1	0	0	1
6235	SummitCare Wallsend	New South Wales	9	1	2	11
868	SummitCare Waverley	New South Wales	0	0	3	3
223	Teloca House Hostel	New South Wales	1	0	0	1
928	Terrey Hills Nursing Home	New South Wales	1	0	1	2
724	The Palms Nursing Home	New South Wales	32	3	8	40
7281	The Royce Manor	New South Wales	45	0	9	54
235	The Whiddon Group - Belmont	New South Wales	14	0	6	20
258	The Whiddon Group - Glenfield - Arthur Webb	New South Wales	1	0	0	1
259	The Whiddon Group - Glenfield - Easton Park	New South Wales	2	2	80	82
285	The Whiddon Group - Kelso	New South Wales	17	1	6	23
351	The Whiddon Group - Largs	New South Wales	20	0	12	32
234	The Whiddon Group - Narrabri - Robert Young	New South Wales	1	0	4	5
213	Thomas Eccles Gardens	New South Wales	40	2	27	67
1157	Tweed Valley Care Community	New South Wales	2	0	2	4
6243	Uniting Arrunga Ermington	New South Wales	4	0	3	7

NAPS ID	Service Name	State	Resident Cases	Resident Deaths	Staff Cases	Total Incidents
161	Uniting Bruce Sharpe Rockdale	New South Wales	7	0	2	9
89	Uniting Carroona Jarman Goonellabah	New South Wales	1	0	1	2
644	Uniting Carroona Kalina Goonellabah	New South Wales	5	0	6	11
1059	Uniting Edinglassie Emu Plains	New South Wales	26	0	27	53
969	Uniting Griffith	New South Wales	28	3	4	32
238	Uniting Hawkesbury Richmond	New South Wales	2	0	3	5
128	Uniting Irwin Hall Mayfield	New South Wales	2	0	1	3
1076	Uniting Kingscliff	New South Wales	0	0	4	4
439	Uniting Koombahla Elermore Vale	New South Wales	17	0	7	24
152	Uniting Locke Haven Petersham	New South Wales	23	1	5	28
29	Uniting Nareen Gardens Bateau Bay	New South Wales	37	0	7	44
1037	Uniting Nareen Gardens Bateau Bay	New South Wales	22	0	7	29
846	Uniting Northaven Turramurra	New South Wales	15	1	5	20
461	Uniting St Columba's Lane Cove	New South Wales	1	0	0	1
1047	Uniting Tumut	New South Wales	45	0	15	60
142	Uniting Wontama Orange	New South Wales	49	3	15	64
307	Warrigal Care Albion Park Rail	New South Wales	25	1	12	37
697	Warrigal Care Bundanoon	New South Wales	0	0	4	4
5255	Warrigal Care Queanbeyan	New South Wales	18	0	4	22
5705	Warrigal Wollongong	New South Wales	44	0	6	50
968	Weeroona Aged Care Residence	New South Wales	7	0	8	15
575	Werombi Court	New South Wales	2	0	3	5
1007	William Beech Gardens - Bushmaster	New South Wales	18	0	27	45
59	William Beech Gardens - Waler	New South Wales	15	1	13	28
632	Windermere Aged Care Facility	New South Wales	0	0	2	2
324	Woolgoolga Aged Care Centre	New South Wales	5	0	3	8
280	Woollahra Montefiore Home	New South Wales	5	0	1	6
991	Yallaroo	New South Wales	4	0	5	9

NAPS ID	Service Name	State	Resident Cases	Resident Deaths	Staff Cases	Total Incidents
4398	Katherine Hostel	Northern Territory	18	0	4	22
23335	Nganampa Ngura Mutitjulu-nya (Mutitjulu Flexilbe Aged Care Service)	Northern Territory	0	0	5	5
5395	501 Respite & Care Services	Queensland	2	0	0	2
3441	Akooramak Care of Older Persons	Queensland	41	0	11	52
5171	Anam Cara	Queensland	0	0	2	2
5973	Arcare Helensvale	Queensland	26	0	8	34
23633	Arcare Logan Reserve	Queensland	8	0	4	12
5644	Arcare Slacks Creek	Queensland	17	0	6	23
3633	Ashmore Retreat	Queensland	1	0	2	3
7349	Beaumont Care Wamuran	Queensland	22	0	10	32
5651	Bethania Gardens	Queensland	60	2	5	65
3708	Bethesda Caring Centre	Queensland	1	0	2	3
3803	Blue Care Bundaberg Riverlea Aged Care Facility	Queensland	19	1	8	27
3384	Blue Care Sunnybank Hills Carramar Aged Care Facility	Queensland	0	0	14	14
7015	Bolton Clarke Glendale	Queensland	8	0	7	15
3449	Bolton Clarke Milford Grange	Queensland	10	0	5	15
3643	Bolton Clarke Rowes Bay	Queensland	12	0	4	16
3456	Bolton Clarke Sunset Ridge	Queensland	2	0	4	6
5640	Bolton Clarke Tantula Rise	Queensland	0	0	4	4
3678	Bolton Clarke Westhaven	Queensland	1	0	4	5
3846	Bundaleer Lodge Nursing Home	Queensland	3	0	0	3
3374	Bupa Glensvale	Queensland	3	0	3	6
8007	Carinity Fairfield Grange	Queensland	6	0	2	8
3618	Carinity Kepnock Grove	Queensland	1	0	0	1
5360	Churches of Christ Care Barcoo Living Multi Purpose Service Blackall	Queensland	12	0	10	22
3788	Churches of Christ Clive Burdeu Aged Care Service	Queensland	11	1	8	19
3466	Churches of Christ Crows Nest Aged Care Service	Queensland	20	0	21	41

NAPS ID	Service Name	State	Resident Cases	Resident Deaths	Staff Cases	Total Incidents
3415	Churches of Christ Fassifern Aged Care Service	Queensland	3	0	0	3
3369	Churches of Christ Palms Aged Care Service	Queensland	1	0	0	1
3491	Cooinda Aged Care Centre	Queensland	23	0	10	33
23486	Edge Hill Orchards	Queensland	8	0	0	8
3773	Estia Health Albany Creek	Queensland	11	0	5	16
6277	Georgina Margaret Davidson-Thompson Hostel	Queensland	4	0	2	6
3873	James Grimes Care Centre	Queensland	6	0	1	7
3884	Japara Noosa	Queensland	13	0	19	32
3457	Kabara Aged Care	Queensland	8	0	3	11
3745	Kadimah Nursing Home	Queensland	16	0	13	29
3661	Kaloma Home for the Aged	Queensland	31	0	19	50
7016	Kewarra Beach Aged Care	Queensland	3	0	0	3
3482	Mercy Community Services - Emmaus	Queensland	2	0	1	3
3421	Mercy Place Cairns (Bethlehem)	Queensland	2	0	0	2
3536	MiCare Prins Willem Alexander Lodge	Queensland	4	0	0	4
3560	Murroona Gardens	Queensland	0	0	7	7
6818	New Auckland Place	Queensland	8	1	5	13
8013	NewDirection Care at Bellmere	Queensland	3	0	2	5
3614	Nirvana Hostel	Queensland	3	0	1	4
22881	North Lakes Terrace Care Community	Queensland	19	0	3	22
3358	Oxley Grove Care Community	Queensland	3	0	5	8
3859	Ozcare Bakhita Villa Aged Care Facility	Queensland	12	0	1	13
5183	Ozcare Malanda	Queensland	12	0	0	12
3461	Ozcare Ozanam Villa - Clontarf	Queensland	6	0	1	7
7007	Palm Lake Bethania Aged Care Facility	Queensland	17	0	7	24
7370	Palm Lake Care Bargara	Queensland	1	0	5	6
26552	Palm Lake Care Beachmere	Queensland	2	0	2	4
22950	Palm Lake Care Toowoomba	Queensland	10	0	4	14

NAPS ID	Service Name	State	Resident Cases	Resident Deaths	Staff Cases	Total Incidents
3735	Parklands Residential Aged Care Facility	Queensland	3	0	1	4
3720	Parkview	Queensland	6	0	4	10
3751	Peninsula Aged Care Service	Queensland	0	0	3	3
22592	Portofino Hamilton	Queensland	52	0	3	55
3497	PresCare - Groundwater Lodge	Queensland	13	0	12	25
5466	Proserpine Nursing Home	Queensland	0	0	2	2
3430	Regis Ayr South	Queensland	14	0	2	16
3465	Regis Kirwan	Queensland	1	0	0	1
3674	Regis Maroochydore	Queensland	9	0	1	10
3477	Regis Redlynch	Queensland	0	0	3	3
5172	Regis Salisbury	Queensland	13	0	10	23
3520	Sinamon Village - Nash Court	Queensland	6	0	2	8
3524	Sinamon Village - Reid Court	Queensland	1	0	2	3
3696	Sir James Terrace	Queensland	6	0	2	8
5435	Southern Cross Care Facility Caloundra	Queensland	6	0	5	11
3397	Southern Cross Care Taroom - Leichhardt Villa	Queensland	5	0	3	8
3451	St Vincent Care Services Carseldine	Queensland	26	0	9	35
3868	The Good Shepherd Nursing Home	Queensland	23	0	9	32
3379	The Laura Johnson Home	Queensland	8	0	3	11
6560	The Terraces Assisted Aged Care	Queensland	22	0	13	35
6824	The Waterford at Hervey Bay	Queensland	50	1	22	72
3851	TriCare Bundaberg Aged Care Residence	Queensland	40	0	16	56
3893	TriCare Pimpama Aged Care Residence	Queensland	40	0	16	56
3760	TriCare Stafford Lakes Aged Care Residence	Queensland	1	0	0	1
3744	Tully & District Nursing Home	Queensland	22	1	22	44
3730	Westhaven Nursing Home	Queensland	2	0	1	3
3526	Wheller Gardens - John Wesley Gardens	Queensland	0	0	2	2
3553	Woombye Care	Queensland	2	0	2	4

NAPS ID	Service Name	State	Resident Cases	Resident Deaths	Staff Cases	Total Incidents
5981	ACH Group Residential Care - Highercombe	South Australia	1	0	0	1
4252	ACH Group Residential Care - Kapara	South Australia	9	0	0	9
4339	ACH Group Residential Care - Milpara	South Australia	10	2	4	14
4038	ACH Group Residential Care - Perry Park (low care)	South Australia	2	0	0	2
6829	ACH Group Residential Care - ViTA	South Australia	14	0	0	14
4385	ACH Group Residential Care - West Park	South Australia	9	1	5	14
4340	Alwyndor Aged Care	South Australia	2	0	15	17
4371	AnglicareSA Elizabeth East	South Australia	52	1	27	79
4239	AnglicareSA Grange	South Australia	21	0	3	24
4080	Balaklava Millcourt Homes	South Australia	6	0	4	10
4320	Barossa Valley Nursing Home	South Australia	15	0	11	26
4091	Barunga Village Incorporated	South Australia	0	0	4	4
4146	Bellevue Court Residential Care	South Australia	2	0	5	7
4318	Bene Aged Care - Campbelltown	South Australia	27	0	7	34
4035	Bene Aged Care - The Italian Village	South Australia	39	0	6	45
4105	Bethsalem Care	South Australia	5	0	13	18
5648	Boandik St Mary's	South Australia	2	0	0	2
4344	Bucklands Residential Care	South Australia	2	0	0	2
4106	Bupa Campbelltown	South Australia	16	0	1	17
4262	Calvary Flora McDonald Retirement Community	South Australia	12	0	4	16
4234	Carinya Residential Care Centre	South Australia	3	0	2	5
4044	Charla Lodge	South Australia	9	0	4	13
4055	Charles Young Residential Care Centre	South Australia	14	0	3	17
4277	Clayton Church Homes - Onkaparinga Valley	South Australia	17	0	6	23
6872	Coorong Health Service - Tailem Bend MPS	South Australia	1	0	0	1
4172	Copperhouse Court Hostel	South Australia	8	0	5	13
4056	Edenfield Family Care - Ramsay	South Australia	5	0	2	7
4196	Eldercare Allambi	South Australia	68	2	56	124

NAPS ID	Service Name	State	Resident Cases	Resident Deaths	Staff Cases	Total Incidents
4193	Eldercare Cottage Grove	South Australia	4	0	4	8
4348	Eldercare Evanston Park	South Australia	5	0	6	11
4197	Eldercare The Lodge	South Australia	62	2	26	88
4119	Eldercare The Village	South Australia	4	0	5	9
5480	Estia Health Burton	South Australia	17	0	2	19
4356	Estia Health Craigmore	South Australia	2	0	3	5
4278	Estia Health Daw Park	South Australia	1	0	1	2
4202	Estia Health Encounter Bay	South Australia	15	0	3	18
4217	Estia Health Hope Valley	South Australia	3	0	2	5
5558	Estia Health Salisbury East	South Australia	35	0	8	43
4063	Eyre Peninsula Old Folks Home	South Australia	10	0	11	21
4363	Gaynes Park Manor	South Australia	9	0	0	9
4236	Glenrose Court	South Australia	1	0	1	2
4346	Hahndorf Residential Care Services	South Australia	39	3	4	43
4242	Helping Hand Aged Care - Doreen Bond House	South Australia	13	1	32	45
22996	Helping Hand Aged Care - Golden Grove	South Australia	5	1	10	15
5407	Helping Hand Aged Care - Mawson Lakes Facility	South Australia	17	0	12	29
4378	Helping Hand Aged Care - Parafield Gardens	South Australia	30	0	26	56
4068	Helping Hand Aged Care - Rotary House	South Australia	4	0	1	5
4059	Holly Residential Care Centre	South Australia	2	0	0	2
8023	Jamestown Hospital and Health Service	South Australia	0	0	2	2
4230	Japara Brighton	South Australia	4	0	13	17
4307	Japara Oaklands	South Australia	9	0	3	12
5545	Japara The Homestead	South Australia	31	1	8	39
4199	Kalyra McLaren Vale Aged Care	South Australia	2	0	1	3
5625	Kangaroo Island MPS	South Australia	4	0	8	12
4074	Kapunda Homes	South Australia	11	2	5	16
4151	LHI Hope Valley	South Australia	9	2	7	16

NAPS ID	Service Name	State	Resident Cases	Resident Deaths	Staff Cases	Total Incidents
4372	Marten Residential Care Centre	South Australia	16	0	6	22
4043	Mary Cecelia Hart Court Hostel	South Australia	8	1	48	56
8021	Oakfield Lodge Residential Care	South Australia	11	0	2	13
4087	Orroroo Community Home	South Australia	5	0	16	21
4289	Regis Marleston	South Australia	16	0	0	16
4092	Renmark & Paringa District Hospital Hostel	South Australia	3	1	4	7
22823	Resthaven Aberfoyle Park	South Australia	0	0	3	3
4333	Resthaven Marion	South Australia	0	0	5	5
6921	Resthaven Mount Gambier	South Australia	1	0	7	8
4098	Resthaven Murray Bridge	South Australia	2	0	4	6
4347	Resthaven Paradise	South Australia	9	0	7	16
4141	Ridgehaven Residential Care Centre	South Australia	70	5	12	82
4132	Ridleyton Greek Home for the Aged	South Australia	27	0	29	56
23172	Southern Flinders - Laura MPS	South Australia	0	0	3	3
4157	St Basil's at Croydon Park	South Australia	27	0	1	28
4237	St Basil's at St Peters	South Australia	5	0	0	5
4111	The Pines Lodge Residential Care	South Australia	2	0	4	6
4114	The Willochra Home	South Australia	0	0	19	19
4268	UnitingSA West Lakes	South Australia	10	0	2	12
4319	Walkerville Residential Care Centre	South Australia	13	0	6	19
4089	Wesley House	South Australia	3	0	0	3
4350	Westminster Village Nursing Home	South Australia	8	1	1	9
4290	Wynwood Nursing Home	South Australia	6	0	0	6
5004	Barrington Lodge	Tasmania	1	0	0	1
4997	Corumbene Hostel	Tasmania	14	0	3	17
5071	Eliza Purton Home	Tasmania	2	0	1	3
5084	Grenoch Home	Tasmania	28	0	9	37
5088	Guilford Young Grove	Tasmania	1	0	0	1

NAPS ID	Service Name	State	Resident Cases	Resident Deaths	Staff Cases	Total Incidents
4999	Hawthorn Village	Tasmania	32	0	8	40
5030	Japara Sandhill	Tasmania	23	0	10	33
5003	Kanangra Hostel	Tasmania	18	0	4	22
5060	Mary Ogilvy Home	Tasmania	1	0	5	6
4993	Medea Park Hostel	Tasmania	2	0	0	2
5987	Rubicon Grove	Tasmania	16	0	2	18
5090	Tandara Lodge	Tasmania	1	0	0	1
5074	The Gardens	Tasmania	7	0	1	8
5029	Tyler Village	Tasmania	3	0	0	3
5086	Umina Park Home For The Aged	Tasmania	7	0	0	7
5314	Wellington Views	Tasmania	1	0	0	1
5006	Yaraandoo Hostel	Tasmania	53	0	26	79
2227	70 Lowe Street	Victoria	2	0	0	2
2605	Abberfield Aged Care Facility	Victoria	7	0	5	12
2131	Allambee Nursing Home Kingston Centre	Victoria	2	0	2	4
2120	Allawah Special Care Hostel	Victoria	14	0	1	15
3043	Anzac Lodge Private Nursing Home	Victoria	2	0	0	2
27669	Arcare Balnarring	Victoria	2	0	0	2
2692	Arcare Brighton	Victoria	2	0	1	3
5912	Arcare Civic Manor	Victoria	6	1	6	12
8041	Arcare Waterview	Victoria	1	0	0	1
1785	Ashleigh House Hostel	Victoria	2	0	0	2
7100	Aurum Healesville	Victoria	2	0	2	4
8029	Aurum Plenty	Victoria	2	0	7	9
1761	Avonlea	Victoria	8	0	3	11
6924	Banfields Aged Care	Victoria	1	0	1	2
5353	Baptcare - Karana Community	Victoria	73	4	16	89
2059	Baptcare - Northaven Community	Victoria	1	0	0	1

NAPS ID	Service Name	State	Resident Cases	Resident Deaths	Staff Cases	Total Incidents
5378	Baptcare - Strathalan Community	Victoria	35	0	8	43
19493	Baptcare Abbey Gardens Community	Victoria	30	0	23	53
26572	Baptcare Coasthaven Community	Victoria	10	0	3	13
5913	Baptcare Heritage Manor Community	Victoria	14	0	2	16
2630	Baptcare Peninsula View Community	Victoria	1	0	0	1
1913	Barwo Homestead	Victoria	1	0	0	1
2985	Beaufort Nursing Home	Victoria	5	0	8	13
1793	Benetas Dalkeith Gardens	Victoria	1	0	0	1
1916	Benetas St Laurence Court - Kangaroo Flat	Victoria	30	0	12	42
8027	Bentons Lodge - Residential Aged Service	Victoria	18	0	13	31
2961	Bill Crawford Lodge	Victoria	2	0	2	4
5198	BlueCross Ashby	Victoria	5	0	0	5
5990	BlueCross Baradine	Victoria	23	1	13	36
2154	BlueCross Elly Kay	Victoria	15	0	1	16
1929	BlueCross Livingstone Gardens	Victoria	19	1	10	29
5175	BlueCross Riverlea	Victoria	20	0	5	25
6916	BlueCross Scotchmans Creek	Victoria	24	1	9	33
2781	BlueCross The Mews	Victoria	12	0	1	13
5940	BlueCross Westgarth	Victoria	2	0	0	2
19293	Bupa Ballarat	Victoria	18	0	20	38
5305	Bupa Bendigo	Victoria	1	0	0	1
5673	Bupa Berwick	Victoria	12	0	6	18
2801	Bupa Croydon	Victoria	27	0	12	39
6836	Bupa Eastwood	Victoria	5	0	3	8
6491	Bupa Kyneton	Victoria	2	0	1	3
19281	Bupa Templestowe	Victoria	12	0	7	19
8025	Bupa Traralgon	Victoria	10	0	5	15
27664	Charles Brownlow Retirement Village	Victoria	1	0	0	1

NAPS ID	Service Name	State	Resident Cases	Resident Deaths	Staff Cases	Total Incidents
1943	Chelsea Lodge Hostel	Victoria	14	0	3	17
2134	Coppin Centre	Victoria	6	1	1	7
5488	Craigcare Moonee Ponds	Victoria	8	0	5	13
1994	Croydon Grove Care Community	Victoria	3	0	1	4
2785	Darvall Lodge	Victoria	15	0	11	26
2270	Diana Street Lodge	Victoria	7	0	3	10
5799	Doutta Galla Avondale Heights Aged Care Facility	Victoria	43	0	0	43
6909	Doutta Galla Footscray Aged Care Facility	Victoria	20	0	1	21
2124	Doutta Galla Lynch's Bridge Aged Care Facility	Victoria	26	0	4	30
2300	Doutta Galla Queens Park Aged Care Facility	Victoria	3	0	0	3
2140	Doutta Galla Woornack Aged Care Facility	Victoria	3	0	2	5
1823	Emerald Hill Residence	Victoria	5	0	0	5
5726	Emerald Terrace Aged Care	Victoria	5	0	1	6
1796	Emmy Monash Aged Care	Victoria	31	1	1	32
2004	Estia Health Bentleigh	Victoria	13	0	4	17
2736	Estia Health Grovedale	Victoria	4	0	0	4
2328	Estia Health Keysborough	Victoria	9	0	4	13
2662	Estia Health Oakleigh East	Victoria	7	0	0	7
5445	Estia Health Plenty Valley	Victoria	2	0	0	2
2999	Estia Health Yarra Valley	Victoria	36	1	12	48
2043	Eventide Lutheran Homes	Victoria	15	1	16	31
2653	Ferndale Gardens Aged Care Services	Victoria	7	0	7	14
1936	Garden View Court Hostel	Victoria	7	0	1	8
2617	Glen Waverley Nursing Home	Victoria	11	0	9	20
2237	Glenarm Nursing Home	Victoria	6	0	3	9
1889	Glendale Aged Care	Victoria	36	0	14	50
5379	Glengollan Village	Victoria	5	0	3	8
2912	Glenview Community Care Nursing Home	Victoria	1	0	1	2

NAPS ID	Service Name	State	Resident Cases	Resident Deaths	Staff Cases	Total Incidents
2276	Grace Of Mary Greek Cypriot Elderly Hostel	Victoria	6	0	2	8
2149	Grange Residential Care Services	Victoria	1	0	0	1
23010	Greenview	Victoria	2	0	0	2
2020	Hailey House Hostel	Victoria	1	0	0	1
2334	HammondCare - Caulfield Village	Victoria	1	0	0	1
1940	Havilah Hostel	Victoria	1	0	0	1
5590	Heritage Gardens	Victoria	51	0	10	61
2991	Hesse Rural Health Service Nursing Home	Victoria	11	0	8	19
2339	Highwood Court	Victoria	25	1	3	28
2657	Hope Aged Care Brunswick	Victoria	13	0	4	17
22901	Hope Aged Care Swan Hill	Victoria	13	0	3	16
3022	Illoura - Residential Aged Care	Victoria	6	0	9	15
2326	Inverloch Coast Care Community	Victoria	1	0	0	1
6192	Iris Lovett Gardiner Centre (ACES)	Victoria	10	1	10	20
2263	James Barker House	Victoria	6	0	3	9
2245	Japara George Vowell	Victoria	8	0	1	9
3026	Japara Goonawarra	Victoria	1	0	2	3
5313	Japara Kelaston	Victoria	35	0	6	41
2804	Japara Kirralee	Victoria	6	0	4	10
2192	Japara Mirridong	Victoria	11	0	3	14
26603	Japara Rye Sands	Victoria	2	0	2	4
2097	Japara Vonlea Manor	Victoria	1	0	0	1
1783	Jewish Care (Vic) Inc. Residential Homes, Windsor	Victoria	38	2	10	48
1809	Karingal Seymour	Victoria	15	0	3	18
2894	Kirkbrae Kilsyth Nursing Home	Victoria	0	0	4	4
2249	Kowree Nursing Home Unit	Victoria	6	0	5	11
2309	Lakes Entrance Care Community	Victoria	24	2	4	28
5386	Lifeview Emerald Glades	Victoria	6	0	1	7

NAPS ID	Service Name	State	Resident Cases	Resident Deaths	Staff Cases	Total Incidents
2169	Little Sisters of the Poor St Joseph's Home	Victoria	2	0	1	3
2893	MannaCare - Cassia House	Victoria	30	0	31	61
2282	MannaCare - Doncaster Melaleuca Lodge	Victoria	42	0	20	62
2293	Marina Residential Aged Care Service	Victoria	6	0	0	6
1951	Martin Luther Homes	Victoria	2	0	0	2
5989	mecwacare Malvern Centre	Victoria	10	0	4	14
2252	mecwacare Trescowthick Centre	Victoria	6	0	0	6
1828	Melaleuca Aged Care	Victoria	6	0	0	6
6903	Melbourne Hebrew Memorial Nursing Home	Victoria	70	1	10	80
2877	Mercy Health Bethlehem Home For The Aged	Victoria	8	0	2	10
2189	Mercy Place Abbotsford Nursing Home	Victoria	22	1	6	28
19318	Mercy Place Ballarat	Victoria	17	0	6	23
1944	Mercy Place Dandenong	Victoria	12	0	3	15
2045	Mercy Place Lynbrook	Victoria	18	0	10	28
6497	Mercy Place Warrnambool	Victoria	20	0	13	33
2862	Mercy Place Wyndham	Victoria	3	0	9	12
1926	MiCare Avondrust Lodge	Victoria	1	0	0	1
2117	Mooroopna Place Residential Aged Care Service	Victoria	23	2	8	31
22425	Mount Martha Valley	Victoria	4	0	2	6
2879	Nazareth House Ballarat	Victoria	61	0	8	69
5919	Northern Gardens Aged Care	Victoria	1	0	0	1
1972	Oaklea Hall	Victoria	20	0	4	24
8032	Ocean Mist Aged Care	Victoria	12	1	5	17
5351	Olivet Aged Persons Home	Victoria	2	0	0	2
2811	Parkdale Aged Care	Victoria	1	0	3	4
2911	Penshurst Nursing Home	Victoria	1	0	1	2
1859	Prague House	Victoria	15	0	1	16
2037	Princes Court Homes Hostel	Victoria	17	0	13	30

NAPS ID	Service Name	State	Resident Cases	Resident Deaths	Staff Cases	Total Incidents
1983	Queen Elizabeth Village Hostel	Victoria	1	0	0	1
2034	R. M. Begg Kyneton Aged Care	Victoria	7	0	0	7
2317	Rangeview Private Nursing Home	Victoria	45	0	15	60
6496	Regis Armadale	Victoria	6	0	5	11
2988	Regis Blackburn	Victoria	93	2	38	131
5542	Regis Brighton	Victoria	4	0	1	5
5930	Regis Frankston	Victoria	6	0	0	6
2654	Regis Macleod	Victoria	20	1	6	26
2847	Regis Sunraysia	Victoria	15	0	8	23
5594	Riddell Gardens Hostel	Victoria	4	0	2	6
22868	Royal Freemasons Bacchus Marsh	Victoria	9	2	5	14
2870	San Carlo Homes for the Aged	Victoria	39	0	12	51
2272	Simpkin House Nursing Home	Victoria	4	0	0	4
2849	South Port Community Residential Home	Victoria	13	0	8	21
5917	St Andrew's Hostel	Victoria	10	0	1	11
2998	St John's	Victoria	46	2	38	84
25131	Sunset Views Manor	Victoria	3	0	0	3
19309	Templestowe Manor	Victoria	10	0	5	15
2610	Traralgon Aged Care	Victoria	18	0	6	24
2089	Trentham Hostel	Victoria	3	0	3	6
2262	Trentham Nursing Home	Victoria	5	0	3	8
1848	Uniting AgeWell Hawthorn Community	Victoria	13	0	3	16
5547	Victoria Grange Residential Aged Care Facility	Victoria	7	0	3	10
2257	Villa Maria Catholic Homes Berwick Aged Care Residence	Victoria	0	0	4	4
1817	Villa Maria Catholic Homes Providence Aged Care Residence	Victoria	13	0	4	17
1831	Villa Maria Catholic Homes St Catherine's Aged Care Residence	Victoria	6	0	2	8

NAPS ID	Service Name	State	Resident Cases	Resident Deaths	Staff Cases	Total Incidents
1869	Villa Maria Catholic Homes Willowbrooke Aged Care Residence	Victoria	0	0	3	3
2802	Village Glen Aged Care Residences - Capel Sound	Victoria	3	0	0	3
1917	Wantirna Views Care Community	Victoria	13	0	0	13
2039	Warramunda Village Hostel	Victoria	20	2	19	39
2311	Waverley Valley Aged Care	Victoria	14	0	5	19
2196	Westernport Nursing Home	Victoria	1	0	1	2
1914	Westmont Homestead	Victoria	0	0	2	2
5902	Wintringham Ron Conn Nursing Home	Victoria	7	0	0	7
1768	Woorayl Lodge Hostel	Victoria	10	0	3	13
5694	Aegis Anchorage	Western Australia	10	1	16	26
4879	Aegis Balmoral	Western Australia	23	4	15	38
4906	Aegis Banksia Park	Western Australia	23	0	58	81
4871	Aegis Bassendean	Western Australia	15	0	5	20
4762	Aegis Greenfields	Western Australia	3	0	5	8
4805	Aegis Hilton Park	Western Australia	72	1	22	94
4594	Aegis Lincoln Park	Western Australia	22	0	7	29
19386	Aegis Montgomery	Western Australia	6	0	7	13
6567	Aegis Parkview	Western Australia	23	0	12	35
5564	Aegis Shoalwater	Western Australia	50	1	57	107
4811	Aegis St Michael's	Western Australia	34	2	31	65
4771	Aegis The Pines	Western Australia	3	0	16	19
5890	Aegis Woodlake	Western Australia	1	0	3	4
4621	Amaroo Village Buckley Caring Centre	Western Australia	1	0	0	1
4639	Archbishop Goody Hostel	Western Australia	36	0	14	50
6919	Baptistcare Balladong Gardens	Western Australia	1	0	11	12
4734	Baptistcare Bethel	Western Australia	32	1	44	76
4919	Baptistcare Gracehaven	Western Australia	1	0	27	28

NAPS ID	Service Name	State	Resident Cases	Resident Deaths	Staff Cases	Total Incidents
4694	Baptistcare Gracewood	Western Australia	10	0	21	31
5687	Baptistcare Mirrambeena	Western Australia	0	0	37	37
4714	Baptistcare Morrison Gardens	Western Australia	42	3	44	86
4688	Baptistcare Yallambee	Western Australia	5	0	16	21
4719	Bert England Lodge	Western Australia	8	0	5	13
5693	Bethanie Beachside	Western Australia	22	3	41	63
22923	Bethanie Gwelup	Western Australia	10	1	21	31
4656	Bethanie Illawong	Western Australia	2	0	2	4
4739	Bethanie Peel	Western Australia	2	0	1	3
5719	Bethanie Waters	Western Australia	9	0	22	31
19375	Braemar Cooida	Western Australia	17	0	8	25
4812	Braemar House	Western Australia	16	1	0	16
4759	Brightwater Birralee	Western Australia	1	0	0	1
4723	Brightwater Huntingdale	Western Australia	0	0	2	2
4782	Brightwater Onslow Gardens	Western Australia	9	0	17	26
4765	Brightwater Oxford Gardens	Western Australia	3	0	21	24
4722	Brightwater South Lake	Western Australia	0	0	7	7
5888	Brightwater The Cove	Western Australia	5	0	23	28
4767	Brightwater The Oaks	Western Australia	1	0	1	2
4793	Brightwater The Village	Western Australia	32	0	20	52
4595	Burswood Care Annie Bryson McKeown Lodge	Western Australia	11	2	7	18
4596	Burswood Care Gwen Hardie Lodge	Western Australia	0	0	3	3
4593	Capecare	Western Australia	25	0	23	48
7149	Carine Parkside Care Community	Western Australia	13	0	27	40
4597	Casson House	Western Australia	2	0	0	2
5278	Clarence Estate Residential Health and Aged Care	Western Australia	31	0	27	58
4599	Coolibah Care	Western Australia	59	0	41	100
4897	Craigcare Albany	Western Australia	4	0	6	10

NAPS ID	Service Name	State	Resident Cases	Resident Deaths	Staff Cases	Total Incidents
22933	Craigcare Ascot Waters	Western Australia	102	2	37	139
5394	Edward Collick Home	Western Australia	15	1	19	34
4775	Esperance Aged Care Facility	Western Australia	8	0	9	17
4861	Freshwater Bay Nursing Home	Western Australia	35	0	6	41
4655	Geegeelup Aged Care Facility	Western Australia	7	0	16	23
4602	Gordon Lodge	Western Australia	4	0	13	17
4685	Hellenic Community Aged Care	Western Australia	4	0	21	25
4579	Hocart Lodge	Western Australia	17	1	13	30
4777	Howard Solomon Aged Care Facility	Western Australia	12	0	28	40
4686	Italian Village Fremantle	Western Australia	7	0	16	23
4609	James Brown Care Centre	Western Australia	29	0	4	33
4727	James Watson Centre	Western Australia	1	0	0	1
4744	Jeremiah Donovan House	Western Australia	1	0	3	4
4634	Joseph Banks Aged Care Facility	Western Australia	3	0	38	41
4613	Joseph Cooke House	Western Australia	5	0	6	11
4851	Juniper Annesley	Western Australia	10	0	6	16
4769	Juniper Ella Williams	Western Australia	9	2	6	15
8055	Juniper Gerdewoonem	Western Australia	1	0	1	2
22934	Juniper Korumup	Western Australia	20	0	8	28
4750	Karinya Residential Care	Western Australia	0	0	10	10
4737	Kinross Care Centre	Western Australia	21	0	8	29
4835	Leighton Nursing Home	Western Australia	48	0	20	68
4816	Little Sisters of the Poor Glendalough Home	Western Australia	2	0	31	33
4907	Mandurah Coast Care Community	Western Australia	47	4	16	63
4743	Manoah House	Western Australia	2	0	9	11
4650	Marine Views Cottesloe	Western Australia	17	0	66	83
4764	Melville Parkside Care Community	Western Australia	6	0	12	18
4901	Mercy Place Mandurah	Western Australia	19	0	7	26

NAPS ID	Service Name	State	Resident Cases	Resident Deaths	Staff Cases	Total Incidents
4751	Michael Lee Centre	Western Australia	19	0	70	89
5669	Moora/Dandaragan MPS	Western Australia	3	0	1	4
5399	Murdoch Gardens Care Community	Western Australia	11	1	31	42
8073	MYVISTA Mirrabooka	Western Australia	29	1	48	77
4847	Nazareth House Geraldton	Western Australia	20	2	11	31
4776	Ocean Star Aged Care	Western Australia	19	0	13	32
4758	Peter Arney Home	Western Australia	2	0	7	9
5401	Regents Garden - Bateman	Western Australia	50	2	24	74
6431	Regents Garden Aubin Grove	Western Australia	13	0	27	40
5889	Regents Garden Four Seasons Booragoon	Western Australia	9	0	25	34
5342	Regents Garden Residential Aged Care Resort - Lake Joondalup	Western Australia	21	0	18	39
8064	Regents Garden Scarborough Condocare	Western Australia	0	0	5	5
4774	Regis Bunbury	Western Australia	17	0	34	51
4815	Regis Embleton	Western Australia	10	0	4	14
4833	Regis Greenmount	Western Australia	81	5	39	120
4678	Regis Weston	Western Australia	22	0	3	25
23585	Regis Woodlands	Western Australia	33	0	9	42
4707	Riversea Mosman Park	Western Australia	6	0	34	40
4854	Rockingham Nursing Home	Western Australia	40	2	18	58
4622	Rosewood Care Leederville	Western Australia	12	0	27	39
5410	Rosewood Care West Perth	Western Australia	0	0	3	3
4676	Seaforth Gardens Senior Citizens' Residence	Western Australia	18	0	7	25
23443	Southern Cross MPS	Western Australia	3	0	4	7
27039	Southern Plus East Fremantle	Western Australia	5	0	8	13
4858	SwanCare Kingia/Tandara	Western Australia	29	2	27	56
27918	The Queenslea	Western Australia	3	0	0	3
4642	Thomas Scott Hostel	Western Australia	15	1	1	16

NAPS ID	Service Name	State	Resident Cases	Resident Deaths	Staff Cases	Total Incidents
4652	Tuia Lodge	Western Australia	1	0	5	6
4619	ValleyView Residence	Western Australia	6	0	3	9
4869	Victoria Park Nursing Home	Western Australia	0	0	4	4
4620	Villa Pelletier Hostel	Western Australia	2	0	9	11
4616	Villa Terenzio	Western Australia	13	0	105	118
5983	Vivian Bullwinkel Lodge	Western Australia	31	0	21	52
4624	Wattle Hill Lodge	Western Australia	1	0	12	13
5476	Wearne Home	Western Australia	0	0	7	7
4856	Windsor Park Aged Care	Western Australia	3	0	1	4