



CURRENT STATUS OF CONFIRMED CASES



99



ACT	NSW	NT	QLD	SA	TAS	VIC	WA
0	38	0	12	5	0	29	15



2,778

ACT	NSW	NT	QLD	SA	TAS	VIC	WA
89	1,283	14	312	237	38	522	283

72,464,393

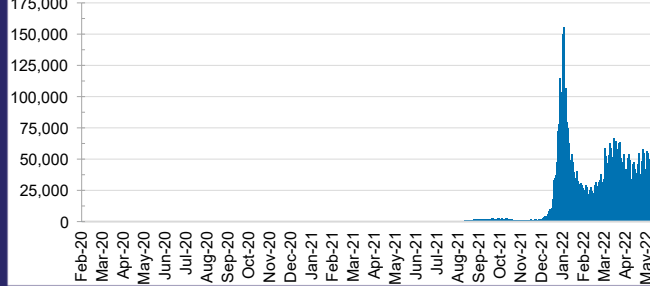


**TOTAL TESTS
REPORTED**

ACT	NSW	NT	QLD
1,141,309	32,128,642	792,120	7,668,957

SA	TAS	VIC	WA
4,948,073	687,177	21,159,438	3,938,677

DAILY NUMBER OF REPORTED CASES

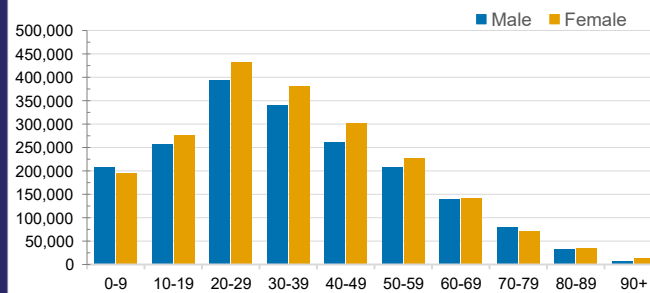


CASES IN AGED CARE SERVICES

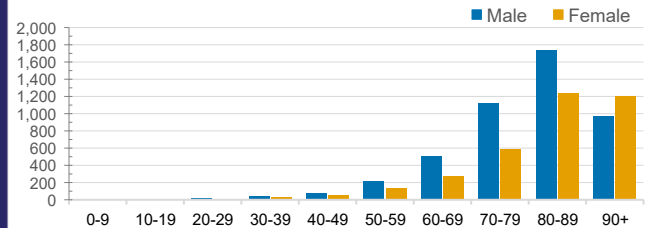
Confirmed Cases	Australia	ACT	NSW	NT	QLD	SA	TAS	VIC	WA
Residential Care Recipients	50425 (2635)	623 (33)	17297 (857)	102 (6)	7770 (328)	4099 (209)	1127 (22)	15468 (1053)	3939 (127)
In Home Care Recipients	40,699	735	14,711	166	7,402	3,964	611	8,722	4,388

Cases in care recipients (deaths)

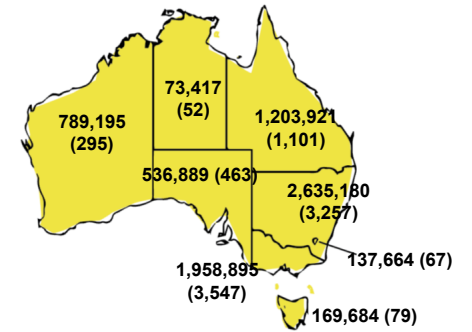
CASES BY AGE GROUP AND SEX



DEATHS BY AGE GROUP AND SEX

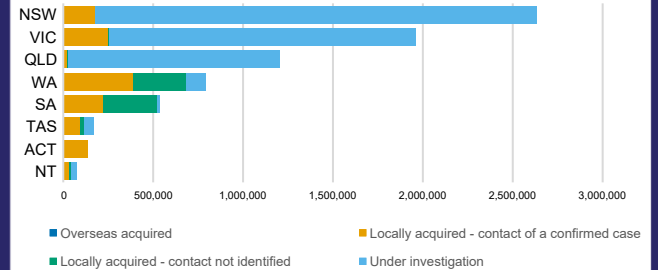


CASES (DEATHS) BY STATE AND TERRITORIES



CASES BY SOURCE OF INFECTION

Australia (% of all confirmed cases)



PUBLIC HEALTH RESPONSE MEASURE

Proportion of total cases under investigation

