



CURRENT STATUS OF CONFIRMED CASES



87



ACT	NSW	NT	QLD	SA	TAS	VIC	WA
1	36	0	4	7	0	24	15



2,804

ACT	NSW	NT	QLD	SA	TAS	VIC	WA
92	1,307	12	316	234	39	514	290

72,380,675

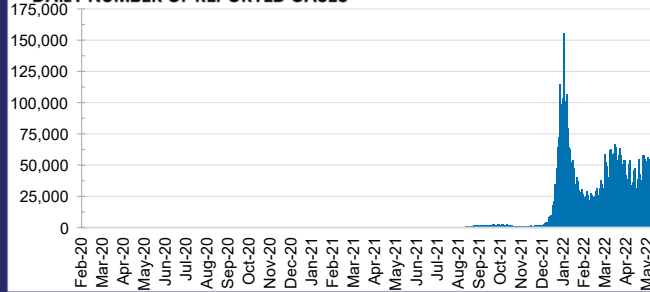


**TOTAL TESTS
REPORTED**

ACT	NSW	NT	QLD
1,139,226	32,095,588	791,440	7,660,076

SA	TAS	VIC	WA
4,939,513	686,151	21,142,349	3,926,332

DAILY NUMBER OF REPORTED CASES

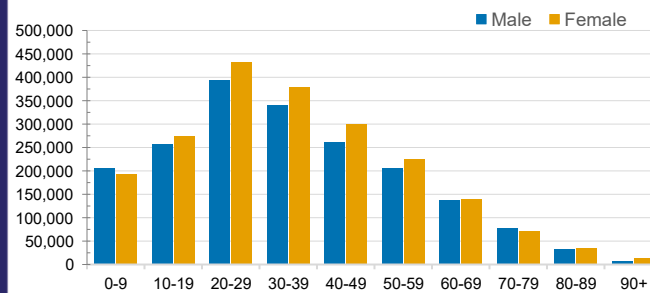


CASES IN AGED CARE SERVICES

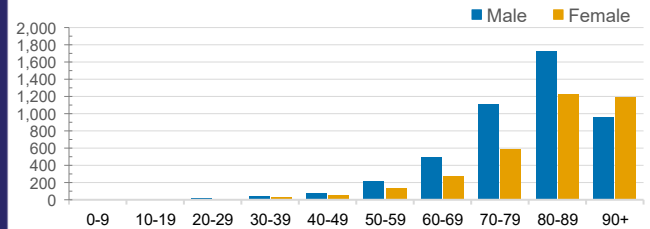
Confirmed Cases	Australia	ACT	NSW	NT	QLD	SA	TAS	VIC	WA
Residential Care Recipients	50061 (2613)	602 (30)	17154 (850)	126 (6)	7760 (327)	4125 (208)	1103 (22)	15281 (1045)	3910 (125)
In Home Care Recipients	40,507	720	14,615	165	7,393	3,994	610	8,627	4,383

Cases in care recipients (deaths)

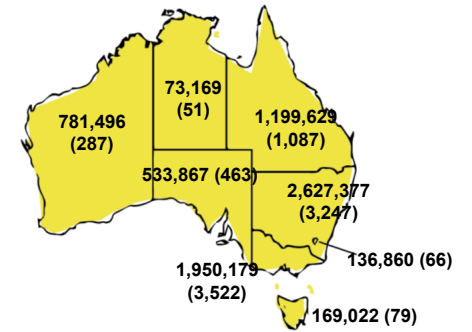
CASES BY AGE GROUP AND SEX



DEATHS BY AGE GROUP AND SEX

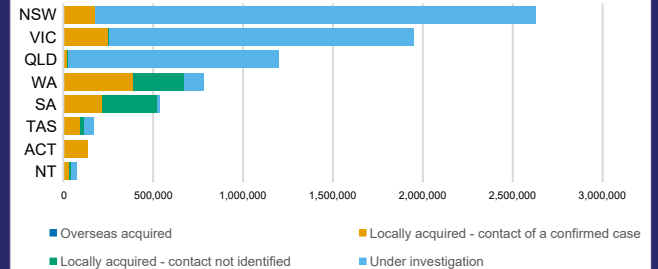


CASES (DEATHS) BY STATE AND TERRITORIES



CASES BY SOURCE OF INFECTION

Australia (% of all confirmed cases)



PUBLIC HEALTH RESPONSE MEASURE

Proportion of total cases under investigation

