



CURRENT STATUS OF CONFIRMED CASES

7,883,197

Total cases

9,507

Total deaths

213,093

Active cases

103

CURRENT CASES
INTENSIVE CARE UNITS (ICU)

ACT	NSW	NT	QLD	SA	TAS	VIC	WA
1	51	1	7	7	3	24	9

3,022

CURRENT CASES
ADMITTED TO HOSPITALS

ACT	NSW	NT	QLD	SA	TAS	VIC	WA
85	1,499	12	497	223	45	402	259

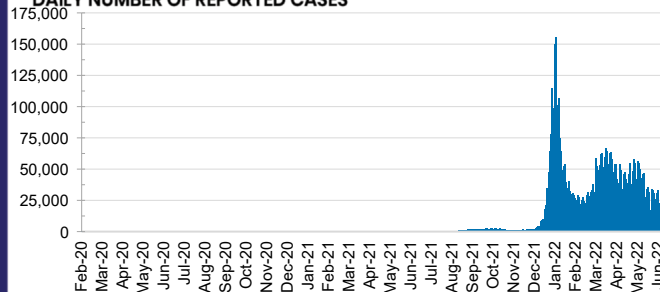
73,370,295

TOTAL TESTS
REPORTED

ACT	NSW	NT	QLD
1,167,114	32,509,584	799,773	7,762,210

SA	TAS	VIC	WA
5,046,286	699,555	21,332,405	4,053,368

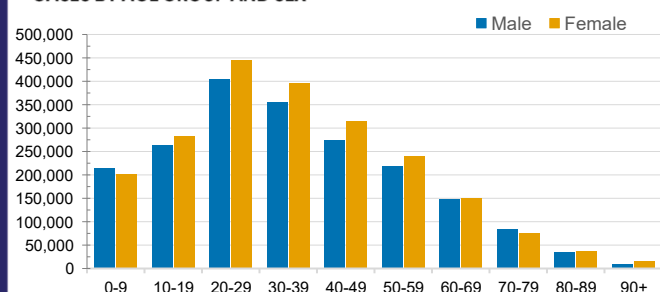
DAILY NUMBER OF REPORTED CASES



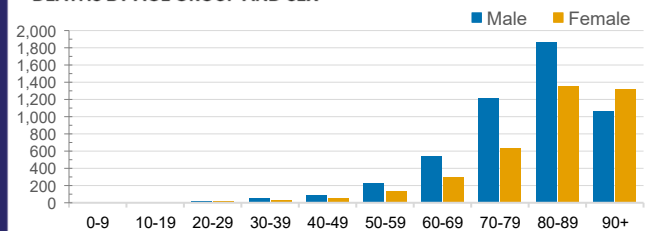
CASES IN AGED CARE SERVICES

Confirmed Cases	Australia	ACT	NSW	NT	QLD	SA	TAS	VIC	WA
Residential Care Recipients	55684 (2796)	678 (36)	18983 (925)	108 (6)	8727 (345)	4430 (217)	1241 (22)	16939 (1083)	4578 (162)
In Home Care Recipients	43,348	800	15,417	176	7,968	4,122	686	9,331	4,848
Cases in care recipients (deaths)									

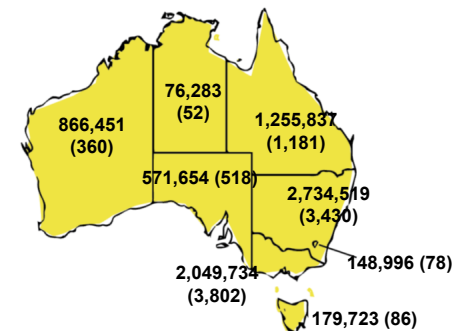
CASES BY AGE GROUP AND SEX



DEATHS BY AGE GROUP AND SEX

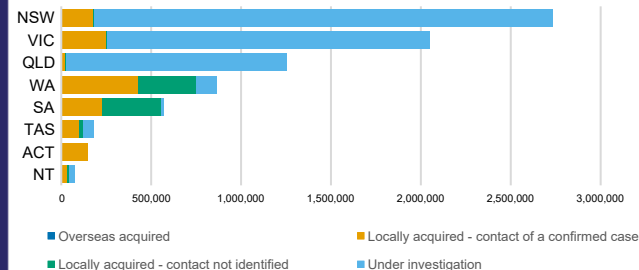


CASES (DEATHS) BY STATE AND TERRITORIES



CASES BY SOURCE OF INFECTION

Australia (% of all confirmed cases)



PUBLIC HEALTH RESPONSE MEASURE

Proportion of total cases under investigation

