



CURRENT STATUS OF CONFIRMED CASES



97



ACT	NSW	NT	QLD	SA	TAS	VIC	WA
2	43	2	4	8	1	27	10



2,818

ACT	NSW	NT	QLD	SA	TAS	VIC	WA
89	1,334	22	386	222	38	465	262

72,979,213

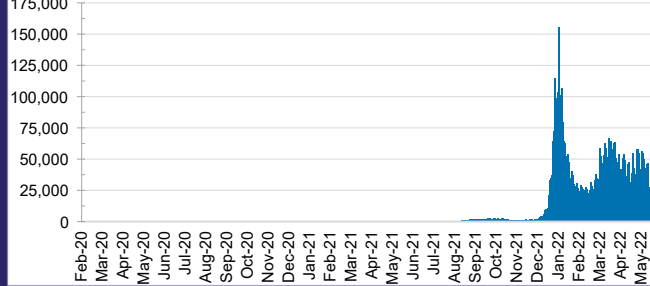


**TOTAL TESTS
REPORTED**

ACT	NSW	NT	QLD
1,155,692	32,343,647	796,746	7,723,027

SA	TAS	VIC	WA
5,003,043	694,350	21,252,063	4,010,645

DAILY NUMBER OF REPORTED CASES

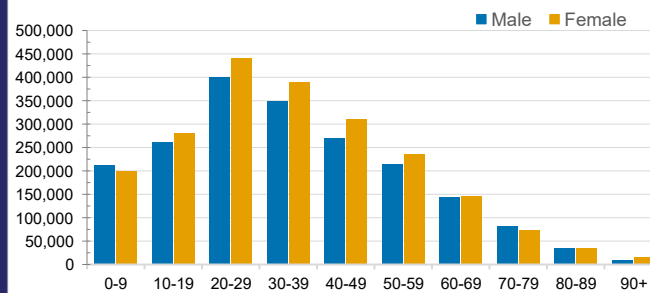


CASES IN AGED CARE SERVICES

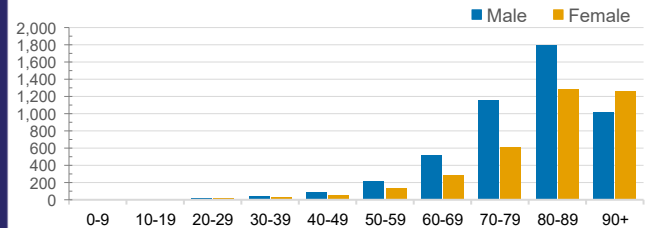
Confirmed Cases	Australia	ACT	NSW	NT	QLD	SA	TAS	VIC	WA
Residential Care Recipients	53393 (2734)	664 (34)	18266 (894)	108 (6)	8205 (336)	4274 (212)	1202 (23)	16311 (1078)	4363 (151)
In Home Care Recipients	42,138	792	15,135	176	7,577	4,002	655	9,076	4,725

Cases in care recipients (deaths)

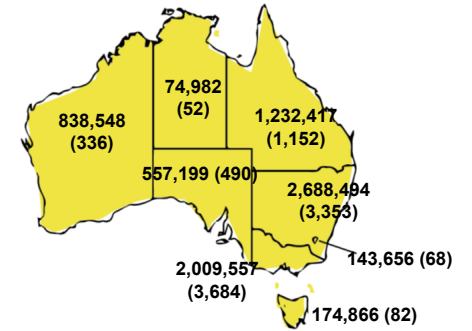
CASES BY AGE GROUP AND SEX



DEATHS BY AGE GROUP AND SEX

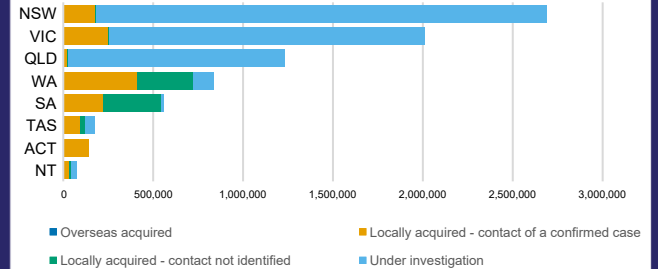


CASES (DEATHS) BY STATE AND TERRITORIES



CASES BY SOURCE OF INFECTION

Australia (% of all confirmed cases)



PUBLIC HEALTH RESPONSE MEASURE

Proportion of total cases under investigation

