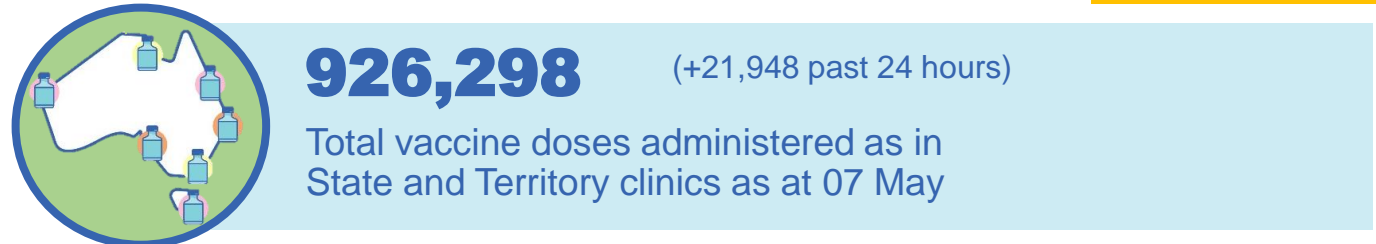
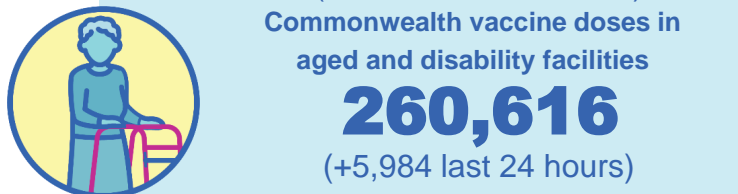
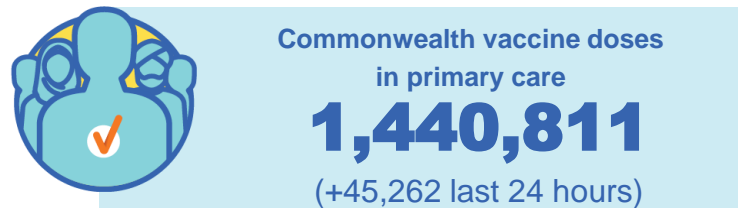
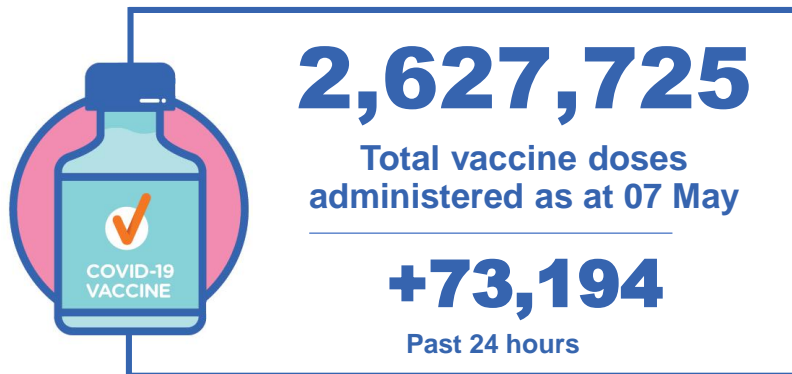


COVID-19 Vaccine Roll-out

08 May 2021

Data as at:
07 May 2021

Total vaccine doses

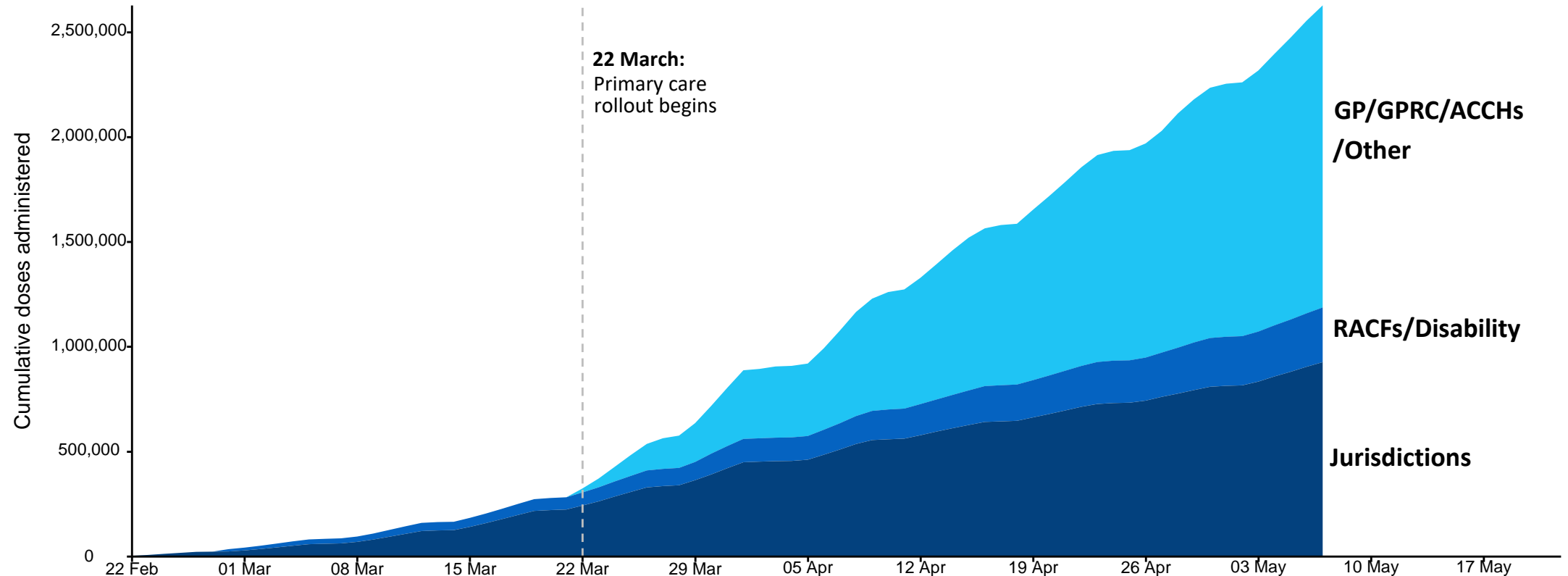


* Source: Australian Immunisation Register and self reported data

Cumulative doses administered by channel

Data as at:
07 May 2021

Cumulative doses administered (07 May): **2,627,725**



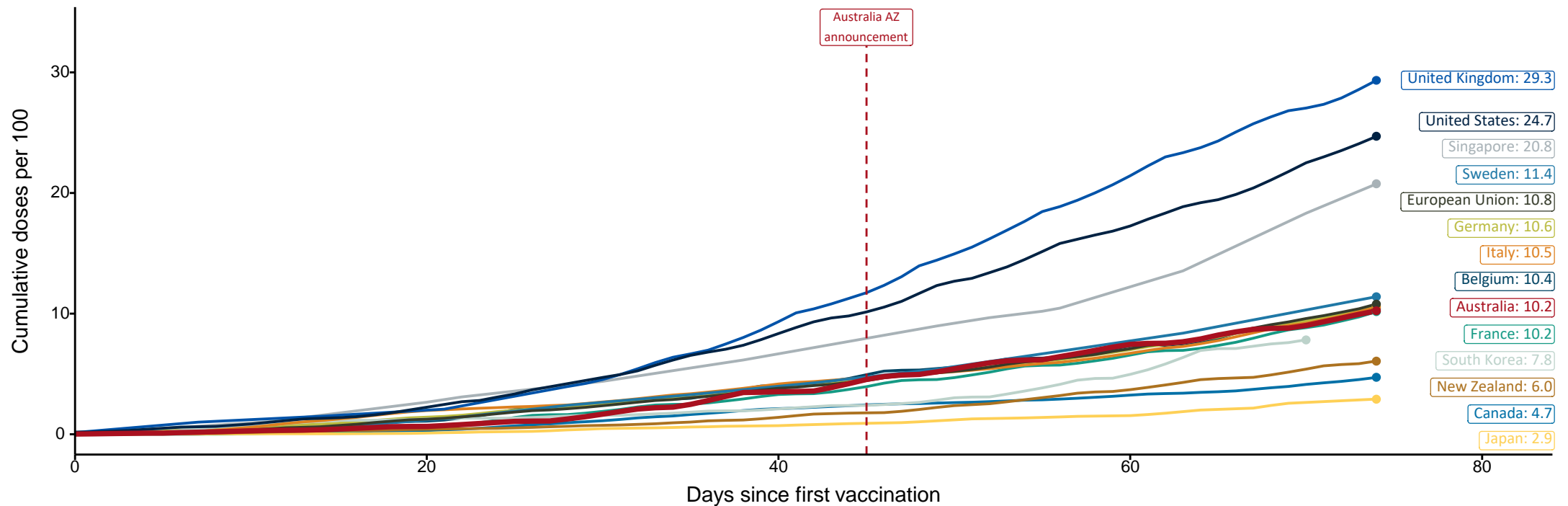
Source: Department of Health
Data as at 07 May

International comparisons at equivalent stages of rollout

Data as at: 07 May 2021

Cumulative doses administered (07 May): 2,627,725

The x-axis is truncated at the length of Australia's vaccination program. Countries with intermittent reporting have had their doses per 100 imputed to Australia's current stage of rollout. Israel excluded as it is beyond scale of the graph



Source: Department of Health (Australia), Our World in Data (international)
Latest data: 07 May

Data as at:
07 May 2021

Commonwealth aged care doses administered



Aged care and residential
disability doses administered

154,105

First doses

106,511

Second doses

Residential aged care
facilities

1,906

Sites visited for first doses

1,314

Sites visited for second doses



260,616

(+5,984 last 24 hours)

Total vaccine doses administered in aged
care and disability facilities as at 07 May

Number of doses administered as part of the Commonwealth aged and disability care rollout

NSW

85,362

(+2,490 last
24 hours)

VIC

53,048

(+1,197 last
24 hours)

QLD

63,296

(+1,267 last
24 hours)

WA

24,829

(+523 last
24 hours)

TAS

7,998

(+96 last
24 hours)

SA

19,096

(+397 last
24 hours)

ACT

5,665

(+14 last
24 hours)

NT

1,322

(+0 last
24 hours)

Data as at:
07 May 2021

Commonwealth primary care doses administered



Primary Care vaccine administration sites*

4,385
GP sites

136
GPRC sites

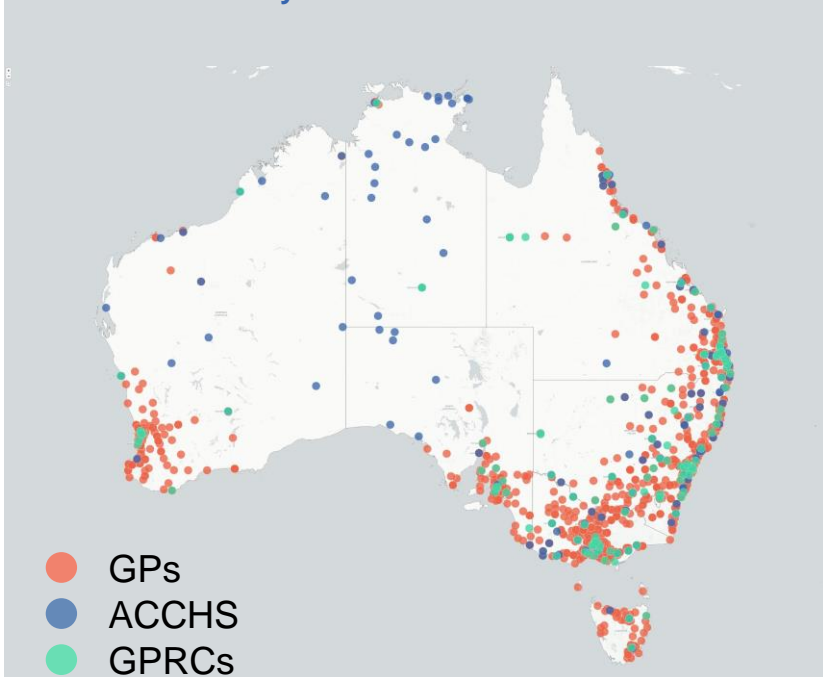
152
ACCHS



1,440,811 (+45,262 last 24 hours)

Total vaccine doses administered in
primary care settings as at 07 May

Primary Care vaccine administration sites
as at week of 3 May



Number of doses administered as part of the Commonwealth primary care rollout

NSW
458,725
(+13,864 last
24 hours)

VIC
351,550
(+9,261 last
24 hours)

QLD
316,044
(+11,119 last
24 hours)

WA
137,586
(+4,756 last
24 hours)

TAS
37,250
(+1,410 last
24 hours)

SA
107,408
(+3,840 last
24 hours)

ACT
24,441
(+719 last
24 hours)

NT
7,807
(+293 last
24 hours)