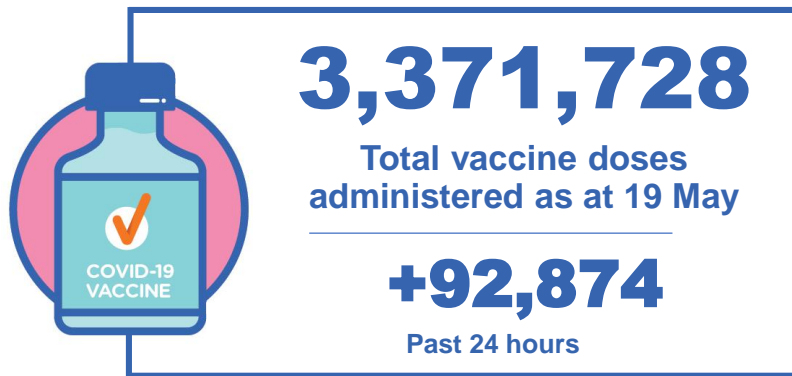


# COVID-19 Vaccine Roll-out

20 May 2021

Data as at:  
19 May 2021

# Total vaccine doses



Commonwealth vaccine doses  
**2,187,101**  
(+62,231 last 24 hours)



Commonwealth vaccine doses in primary care  
**1,874,027**  
(+56,566 last 24 hours)

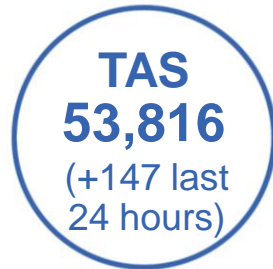


Commonwealth vaccine doses in aged and disability facilities  
**313,074**  
(+5,665 last 24 hours)



**1,184,627** (+30,643 past 24 hours)

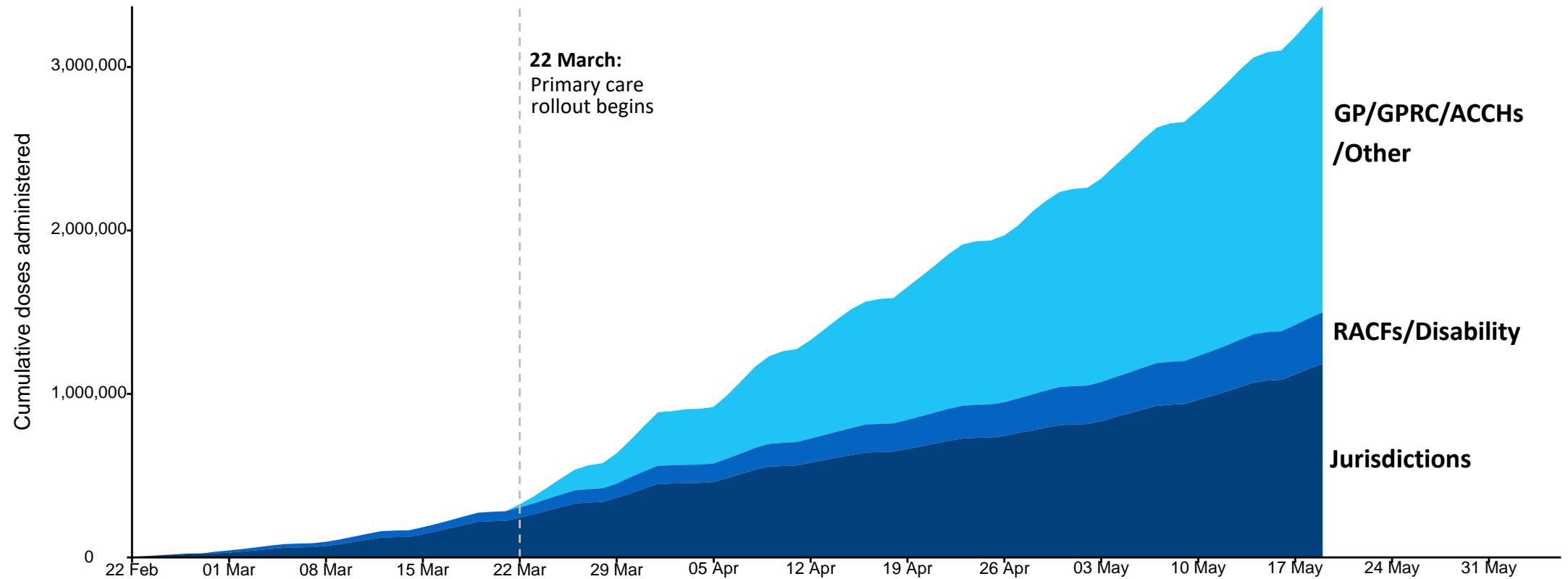
Total vaccine doses administered as in State and Territory clinics as at 19 May



# Cumulative doses administered by channel

Data as at:  
19 May 2021

Cumulative doses administered (19 May): 3,371,728



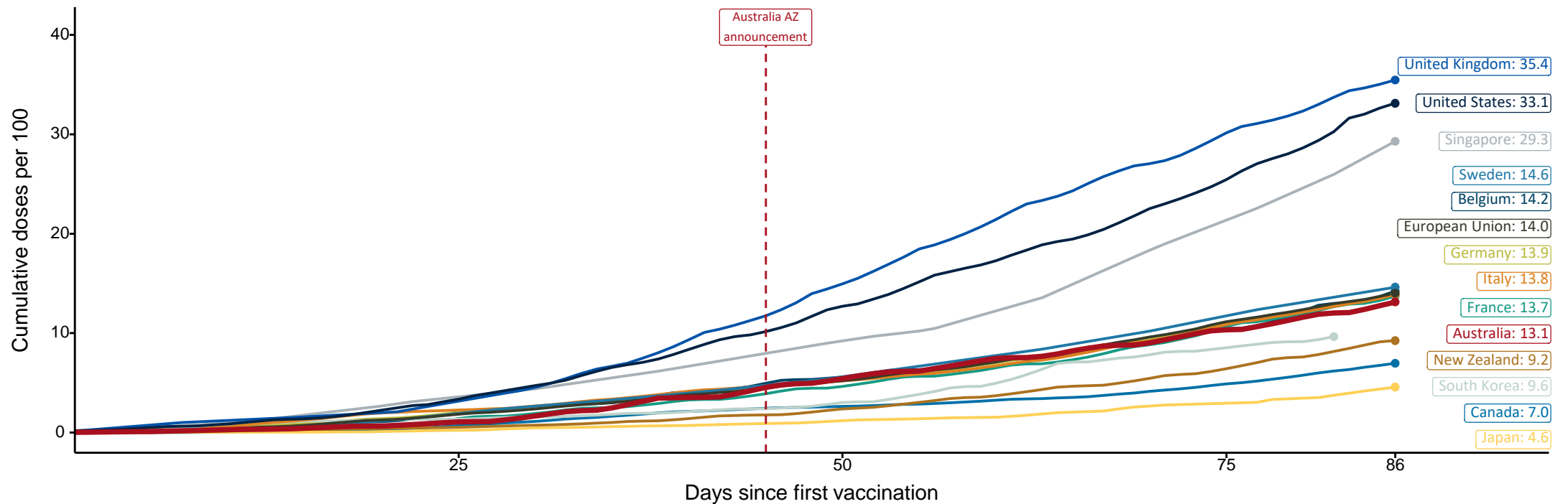
Source: Department of Health  
Data as at 19 May

# International comparisons at equivalent stages of rollout (Day 86)

Data as at: 19 May 2021

Cumulative doses administered (19 May): 3,371,728

The x-axis is truncated at the length of Australia's vaccination program. Countries with intermittent reporting have had their doses per 100 imputed to Australia's current stage of rollout. Israel excluded as it is beyond scale of the graph



Source: Department of Health (Australia), Our World in Data (international)  
Latest data: 19 May

Data as at:  
19 May 2021

# Commonwealth aged care doses administered



Aged care and residential  
disability doses administered

**182,039**

First doses

**131,035**

Second doses

Residential aged care  
facilities

**2,306**

Sites visited for first doses

**1,637**

Sites visited for second doses



**313,074**

(+5,665 last 24 hours)

Total vaccine doses administered in aged  
care and disability facilities as at 19 May

Number of doses administered as part of the Commonwealth aged and disability care rollout

**NSW**  
**106,371**

(+1,863 last  
24 hours)

**VIC**  
**68,708**

(+1,788 last  
24 hours)

**QLD**  
**68,870**

(+585 last  
24 hours)

**WA**  
**28,113**

(+668 last  
24 hours)

**TAS**  
**9,509**

(+242 last  
24 hours)

**SA**  
**23,897**

(+463 last  
24 hours)

**ACT**  
**5,965**

(+45 last  
24 hours)

**NT**  
**1,641**

(+11 last  
24 hours)

# Commonwealth primary care doses administered

Data as at:  
19 May 2021



Primary Care vaccine administration sites\*

**4,396**  
GP sites

**136**  
GPRC sites

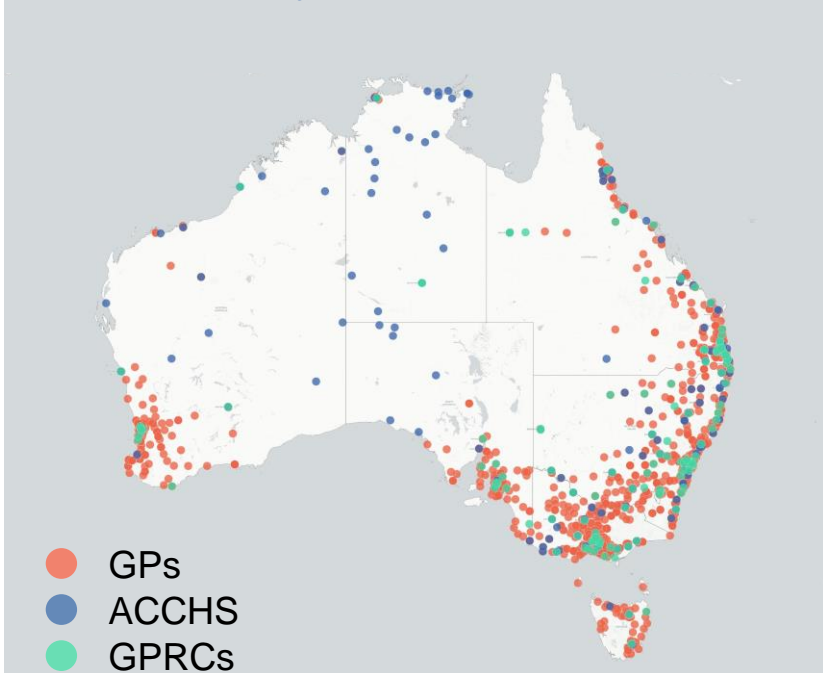
**153**  
ACCHS



**1,874,027** (+56,566 last 24 hours)

Total vaccine doses administered in  
primary care settings as at 19 May

Primary Care vaccine administration sites  
as at week of 17 May



Number of doses administered as part of the Commonwealth primary care rollout

**NSW**  
**597,494**  
(+18,566 last  
24 hours)

**VIC**  
**453,707**  
(+13,676 last  
24 hours)

**QLD**  
**408,914**  
(+11,754 last  
24 hours)

**WA**  
**184,055**  
(+5,432 last  
24 hours)

**TAS**  
**46,837**  
(+1,115 last  
24 hours)

**SA**  
**138,963**  
(+4,677 last  
24 hours)

**ACT**  
**32,832**  
(+1,010 last  
24 hours)

**NT**  
**11,225**  
(+336 last  
24 hours)