



# COVID-19 outbreaks in Australian residential aged care facilities

## National snapshot

As at 8:00 pm 5 May 2022 there are 5,455 active COVID-19 cases in 775 active outbreaks in residential aged care facilities across Australia. Of these, 3,408 cases are in residents and 2,047 cases are in staff.

Table 1: Aged Care COVID-19 data as at 8.00pm 5 May 2022<sup>1</sup>

<b>Active outbreaks</b>	<b>775</b>
Resident cases – total cases associated with active outbreaks	7,676
Resident cases – total cases currently active (total cases minus recovered cases and deceased)	3,408
Staff cases – total cases associated with current active outbreaks	5,173
Staff cases – total cases currently active (total cases minus recovered cases and deceased, noting no deaths recorded to date)	2,047
Total number of deaths since the start of the pandemic	2,270
Total number of residential aged care facilities that have had an outbreak - Cumulative total since the beginning of the pandemic	2,349 <sup>2</sup>
Total number of outbreaks at residential aged care facilities – Cumulative total since the beginning of the pandemic	4,290
Resident cases – Cumulative total since the beginning of the pandemic	37,114
Staff cases - Cumulative total since the beginning of the pandemic	33,440

<sup>1</sup> Includes transition care

<sup>2</sup> This only includes outbreaks – defined as one or more positive resident or two or more positive staff cases.

## Analysis

### Current situation in Australia

Joint arrangements are in place in all states and territories to support facilities with outbreaks and additional support for State emergency operation centres is being provided as the need arises. In Victoria, the Victorian Aged Care Response Centre is also fully operational, with Commonwealth and Victorian Government officials working closely together in a coordinated effort to respond to aged care outbreaks across the state.

As at 9 pm, 5 May 2022 there has been a total of 6,122,957 cases of COVID-19 reported, including 322,607 active cases and 7,424 deaths in Australia.

- 775 active outbreaks in residential aged care facilities nationally – 232 in NSW, 164 in Victoria, 112 in SA, 118 in QLD, 21 in TAS, 6 in the NT, 20 in the ACT, and 102 in WA.
- 3,408 residents and 2,047 staff currently COVID-19 positive in active outbreaks. Of the residents, 1,155 are in NSW, 954 in Victoria, 440 in SA, 386 in QLD, 108 in TAS, 5 in the NT, 62 in the ACT, and 298 in WA. Of the staff, 609 are in NSW, 343 in Victoria, 351 in SA, 290 in QLD, 32 in TAS, 20 in the NT, 55 in the ACT, and 347 in WA.
- 1,353 reported deaths in 2022 (a total of 2,270 since beginning of pandemic: 686 in 2020; 231 in 2021 and 1,353 in 2022).

Case numbers and numbers of deaths are dependent upon reporting from facilities and validation of deaths from state and territory governments. In some cases this may be delayed, reflecting case numbers reported during a period rather than necessarily occurring during this period.

Determining cause of death rests with the States and Territories. In many cases where the resident has comorbidities, confirming a COVID death may take time and be impacted by findings from coronial inquiries. Reported COVID deaths are subject to change following these inquiries.

Further investigations are underway with State and Territory Governments to confirm 2021 and 2022 numbers reflect official and agreed deaths data.

Given the high caseload in January 2022 cases were not being identified as resolved and had been previously reported as active cases. Instead, all cases associated with active outbreaks (recovered, deceased and active) were being reported.

These numbers are under constant review and confirmation from facilities. Cases are considered to be resolved once a resident or staff member ceases to be symptomatic and has completed their isolation period, in line with national guidance.

An outbreak is considered to be active pending advice from the relevant Public Health Unit. This typically occurs when there are no longer any symptomatic or potentially infectious cases and will occur after the isolation period.

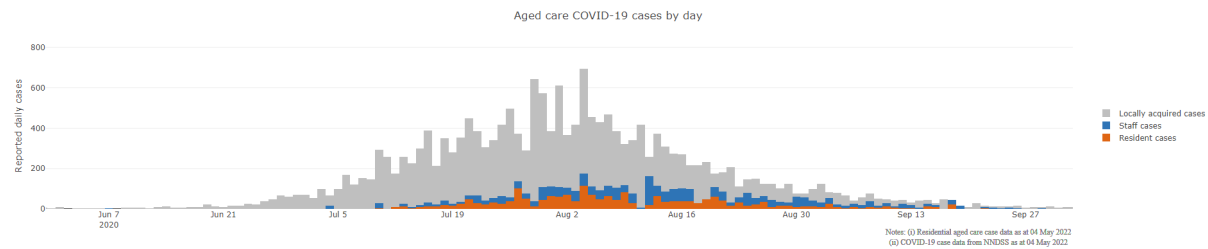
All numbers are subject to further change as additional information is reported to the Department of Health, including directly from providers through the COVID-19 Support Portal on My Aged Care. On 28 February 2022 data collection processes moved from case manager collection to service self-reporting via this online portal.

On 1 April 2022, additional deaths were included following a reconciliation of data provided by New South Wales Health, including 1 in 2020, 5 in 2021 and 58 in 2022.

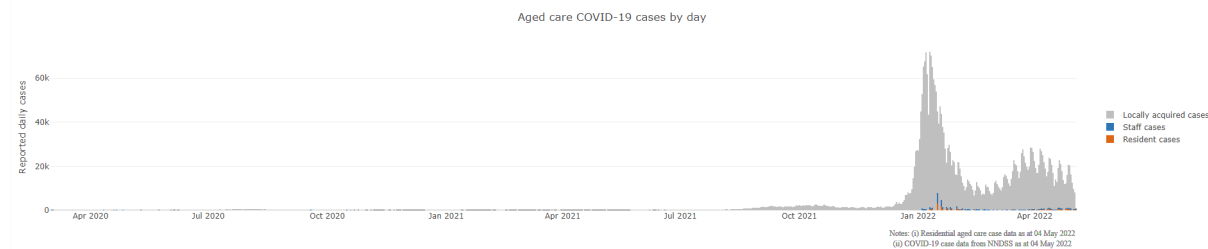
For the purposes of this report, an 'active outbreak' is a facility that has recorded one or more resident or two or more staff cases. This differs from definitions in the *Communicable Disease Network Australia (CDNA) national guidelines for the prevention, control and public health management of COVID-19 outbreaks in residential care facilities in Australia*. Under the CDNA Guidelines, an outbreak is defined as two or more residents or 5 or more staff, resident or visitor cases.

**Figure 1: Number of daily reported COVID-19 cases in Australian residential aged care Facilities overlayed with national locally acquired cases<sup>3</sup>**

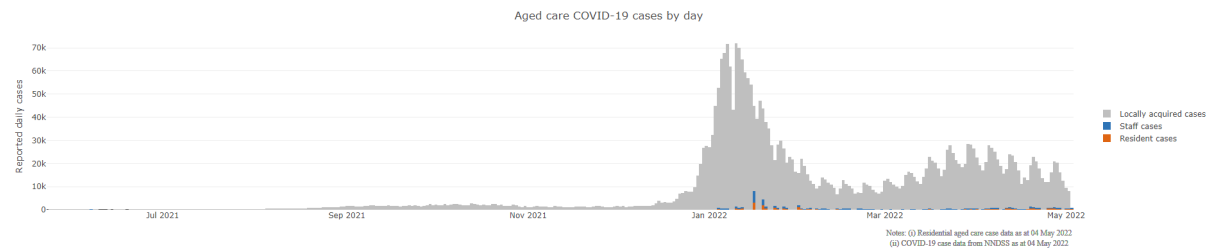
**June 2020 to October 2020**



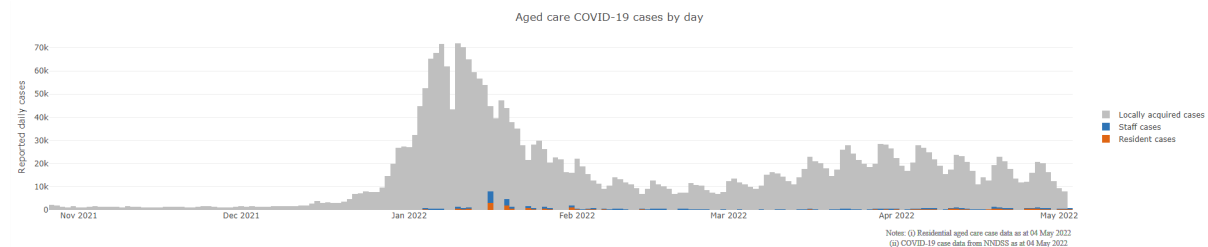
**April 2020 to May 2022**



**June 2021 to May 2022**



**November 2021 to May 2022**



**International comparisons**

During the COVID-19 pandemic, no country has been able to avoid outbreaks or deaths in residential aged care when there has been widespread community transmission.

The Australian death rate is 1.04% per cent (10.4 in 1,000) against the total number of residential aged care beds across the country. By comparison, Canada has experienced over 7 times the number of deaths in care homes than Australia as at 5 May 2022.

- As at 13 April 2022, Canada has experienced 38,044 deaths. This includes 16,780 deaths at residential in care homes (or 44 per cent).

<sup>3</sup> National daily cases sourced from NNDSS data and filtered to locally acquired cases. Case numbers reflect the date of reporting which may differ to diagnosis date. Residential aged care facility staff and resident data reflects data reported to the Department of Health. Totals reflect the date of case report and may be affected by delayed reporting.

- 61 per cent of all aged care homes in Canada have had reported cases of COVID-19 in residents or staff (compared to 88 per cent in Australia).

### Workforce in active residential aged care outbreaks

As at 6 May 2022, workforce surge staff have filled 97,602 shifts in aged care services impacted by COVID-19, these shifts include roles for GPs, nurses, care workers, allied health workers, executive and ancillary staff. This includes:

**Table 2: Workforce resources supplied to residential aged care facilities**

Agency	Resources Supplied (as at 6 May 2022)
State and NACER (National Aged Care Emergency Response) Teams	Tasmanian Government: 7 clinical and 2 support staff. Western Australian Government: 19 clinical personnel and 4 support staff. South Australian Government: 18 clinical personnel and 4 support staff. 12 NACER teams (70 personnel) have been deployed. The deployment of State and NACER teams is now complete.
Recruitment, Consulting, and Staffing Association (RCSA)	Staff supplied to fill 56,154 shifts.
Healthcare Australia	Staff supplied filled 8,563 shifts for workforce surge and 2,295 shifts for NACER teams (now complete).
Mable	Supplied 130 staff to fill 2,711 shifts.
Aspen Medical	16,363 shifts filled, including clinical first responder deployments.
Health X	Supplied 99 staff to fill 7,999 shifts.
Torrens Health	Supplied 3,517 shifts in surge workforce roles.
Residential Aged Care Visitation Assistant (RACVA)	RACVAs completed 2,733 shifts.

As at 5 May 2022, the Australian Defence force (ADF) has 136 personnel deployed across 22 Residential Aged Care Facilities. A cumulative total of 274 facilities have been supported so far.

ADF teams consist of clinical and non-clinical personnel. 10 ADF Independent Medical Teams (consisting of 10 members per team, 100 members total) and 14 Medical Augmentation Teams (consisting of three members per team, 42 members total).

These clinical teams are currently operating in New South Wales, Victoria, Tasmania and Western Australia. Additionally, there is a 10-member Defence Planning and Coordination Team working with the Department of Health in Canberra.

## **Provision of personal protective equipment (PPE)**

A range of resources and online training on the use of PPE is available on the Department's website for aged care workers.

Since March 2020, the Commonwealth Government has been working with state and territory governments to ensure aged care facilities have sufficient PPE. PPE is dispatched both directly from the National Medical Stockpile (NMS) and by jurisdictions on the NMS' behalf, depending on the specific circumstances.

In total, as at 5 May 2022, the NMS has provided residential aged care facilities with approximately:

- 72.9 million masks
- 31.8 million gowns
- 93.6 million gloves
- 24.0 million goggles and face shields
- 220,000 bottles of hand sanitiser
- 38.1 million RAT kits

## **Testing of aged care residents and staff**

### **Rapid Antigen Testing for Aged Care**

The Australian Government, through the Department of Health, made COVID-19 rapid antigen testing (RAT) kits available to residential aged care facilities and short-term restorative care (aged care services) in high transmission-risk areas and experiencing outbreaks.

Since August 2021, 41.1 million RATs have been distributed to aged care facilities. More than 95 million RAT tests have been purchased by the Australian Government and these are being prioritised for aged care.

### **Sonic Weekly Testing**

As at 3 May 2022, under contract with the Commonwealth, Sonic Healthcare has conducted 1,831,308 COVID 19 PCR tests at 3,035 unique residential aged care facilities (RACFs) nationally. Of the 1,831,308 PCR tests conducted, 36,259 have been positive.

### **Vaccination in Residential Aged Care Facilities**

As at 5 May 2022, a total of 511,282 doses of COVID-19 vaccines have been administered to residents in residential aged care facilities.

The Australian Government's COVID-19 vaccination program is delivering in-reach vaccine services for aged care residents and workers across Australia, through Commonwealth vaccine providers, primary care and self-vaccination services by aged care providers.

### **Oral antiviral treatments**

Distribution of the oral anti-viral Lagevrio (Molnupiravir) commenced on 6 February 2022 to all RACFs with outbreak sites prioritised for delivery. The National Medical Stockpile has deployed 48,134 treatment courses of Lagevrio (Molnupiravir) to aged care facilities.

### **Infection control and audits**

The Aged Care Quality and Safety Commission (Commission) conducts a range of site and non-site activities to monitor and assess residential aged care services, including site audits and assessment contacts (site and non-site) (see Table 3 below). In August 2020, the Commission commenced an infection control monitoring (ICM) spot check program in all Australian jurisdictions.

The ICM spot check program involves on-site visits to residential aged care services, without an outbreak, to check compliance with personal protective equipment (PPE) and infection control arrangements. The purpose of the ICM spot check is to observe infection control practices, to ensure that staff, management and visitors were adhering to safe personal

protective equipment protocols and to safe infection control arrangements as required under the quality standards.

As at 5 May 2022, the Commission had conducted 3,556 ICM spot checks to observe infection control practices and PPE protocols in residential aged care facilities.

All residential aged care facilities are required to engage an onsite clinical lead to provide leadership and increase capacity in relation to infection prevention and control.

Under the Commonwealth-State Plan to boost aged care preparedness, states and territories are complementing the activity being undertaken by the Commission through additional site visits by state health services at the local level, which includes work relating to infection prevention and control. These visits are strengthening state health service relationships with local aged care services as part of the standing up of joint health aged care emergency response centres in each jurisdiction.

**Table 3: Total Quality Assessment and Monitoring Activities with residential services (including IPC), by type and month 1 March 2020 to 5 May 2022**

<b>Regulatory Activities</b>	<b>2019-20 (1 Mar - 30 Jun 2020)</b>	<b>2020-21</b>	<b>2021-22 (to 5 May 2022)</b>	<b>Total</b>
<b>Site visits</b>	318	3,452	1,395	5,165
<b>Non-site activities</b>	3,711	8,390	6,267	18,368
<b>Total activities</b>	4,029	11,842	7,662	23,533

## Appendix 1: National residential aged care services with Active outbreaks COVID-19<sup>4</sup>

NAPS ID	Service Name	State	Resident Cases	Resident Deaths	Staff Cases	Total Incidents
1195	Adria Village Ltd	Australian Capital Territory	1	0	1	2
1197	BaptistCare Carey Gardens Centre	Australian Capital Territory	0	0	4	4
1206	BaptistCare Griffith	Australian Capital Territory	3	0	22	25
1201	Bill McKenzie Gardens	Australian Capital Territory	1	0	2	3
5649	Calvary Haydon Retirement Community	Australian Capital Territory	6	0	9	15
1207	Canberra Aged Care Facility	Australian Capital Territory	32	0	23	55
1209	Fred Ward Gardens	Australian Capital Territory	13	0	13	26
1193	Goodwin Ainslie (Goodwin House)	Australian Capital Territory	2	0	2	4
1194	Goodwin Farrer (George Sautelle House)	Australian Capital Territory	3	0	2	5
5893	IRT Kangara Waters	Australian Capital Territory	20	0	7	27
1210	Jindalee Aged Care Residence	Australian Capital Territory	0	0	5	5
7984	Mona Tait Gardens	Australian Capital Territory	5	0	9	14
6571	Pines Living	Australian Capital Territory	0	0	19	19
1188	Southern Cross Care Ozanam Residential Aged Care	Australian Capital Territory	1	0	7	8
1200	St Andrews Village Hostel	Australian Capital Territory	1	0	3	4
6271	Uniting Amala Gordon ACT	Australian Capital Territory	0	0	11	11
1202	Uniting Eabrai Weston ACT	Australian Capital Territory	3	0	1	4
1189	Uniting Mirinjani Weston ACT	Australian Capital Territory	16	0	13	29
1196	Villaggio Sant Antonio Hostel	Australian Capital Territory	0	0	19	19
7990	Warrigal Care Calwell	Australian Capital Territory	5	0	4	9
1029	Adelene Nursing Home	New South Wales	2	0	4	6
5849	Advantaged Care at Bondi Waters	New South Wales	0	0	3	3
606	Ainsley Nursing Home	New South Wales	1	0	0	1
7253	Alkira Gardens	New South Wales	0	0	9	9
322	Allawah Lodge	New South Wales	2	0	7	9

<sup>4</sup> Data presented is based on numbers of cases and deaths as reported to the Department. This includes all cases associated with an outbreak and is not distinguished between those that are active or recovered.

NAPS ID	Service Name	State	Resident Cases	Resident Deaths	Staff Cases	Total Incidents
6568	Anglican Care Kilpatrick Court	New South Wales	9	0	7	16
255	Anglican Care McIntosh Court	New South Wales	23	2	14	37
7272	Anglicare Barry Marsh House	New South Wales	0	0	10	10
163	Archbold House Aged Care Facility	New South Wales	2	0	0	2
458	Balranald Retirement Hostel	New South Wales	3	0	5	8
5536	Bangalor Retreat	New South Wales	3	0	1	4
22846	Bankstown Terrace Care Community	New South Wales	21	1	31	52
210	BaptistCare Bethshan Gardens Centre	New South Wales	13	0	8	21
79	BaptistCare Cooina Court	New South Wales	0	0	2	2
156	BaptistCare George Forbes House	New South Wales	0	0	4	4
5	BaptistCare Maranoa Centre - Alstonville	New South Wales	0	0	6	6
528	BaptistCare Warabrook Centre	New South Wales	31	0	19	50
269	BaptistCare Warena Centre	New South Wales	3	0	1	4
6381	Bayswater Gardens	New South Wales	2	0	5	7
6804	Bella Vista Gardens	New South Wales	26	0	7	33
26558	Bill Newton VC Gardens	New South Wales	4	0	5	9
110	Blue Haven Bonaira	New South Wales	4	2	2	6
28082	BlueWave Living	New South Wales	10	0	31	41
793	Bolton Clarke Cabrini	New South Wales	6	0	8	14
426	Bolton Clarke Macquarie View - Bolton Point	New South Wales	0	0	3	3
22792	Boronia House	New South Wales	4	0	2	6
5396	Buckland	New South Wales	2	0	1	3
6806	Bupa Ballina	New South Wales	17	0	3	20
6964	Bupa Bankstown	New South Wales	22	0	4	26
534	Bupa Banora Point	New South Wales	2	0	1	3
20701	Bupa Seaforth	New South Wales	15	0	7	22
276	Burrowa House	New South Wales	2	0	4	6
569	Calvary Cessnock Retirement Community	New South Wales	25	3	8	33



NAPS ID	Service Name	State	Resident Cases	Resident Deaths	Staff Cases	Total Incidents
477	Calvary Nazareth Retirement Community	New South Wales	4	0	1	5
5428	Calvary St Joseph's Retirement Community	New South Wales	35	2	15	50
68	Calvary St Paul's Retirement Community	New South Wales	3	0	3	6
5869	Cameron Park Care Community	New South Wales	4	0	1	5
386	Cardinal Stepinac Village	New South Wales	7	0	2	9
10914	CASS Residential Aged Care Facility	New South Wales	1	0	4	5
472	Castle Hill Aged Care Home	New South Wales	0	0	2	2
554	Catholic Healthcare Bodington	New South Wales	17	3	18	35
133	Catholic Healthcare George Mockler Hostel	New South Wales	1	0	0	1
27500	Catholic Healthcare Holy Spirit Casula	New South Wales	0	0	4	4
576	Catholic Healthcare Holy Spirit Dubbo	New South Wales	0	0	2	2
1031	Catholic Healthcare Lewisham Nursing Home	New South Wales	29	0	6	35
302	Catholic Healthcare Lewisham Retirement Hostel	New South Wales	17	0	4	21
103	Catholic Healthcare St Bedes Home	New South Wales	8	0	0	8
392	Catholic Healthcare St Francis Aged Care	New South Wales	38	1	18	56
102	Catholic Healthcare St Joseph Aged Care	New South Wales	1	0	1	2
6880	Catholic Healthcare St Peter's Lane Cove North	New South Wales	0	0	4	4
955	Catholic Healthcare The Haven Residential Aged Care	New South Wales	0	0	4	4
7222	Chiswick Manor Care Community	New South Wales	48	0	8	56
1141	Chow Cho-Poon Nursing Home	New South Wales	0	0	2	2
348	Clelland Lodge	New South Wales	5	0	1	6
655	Clover Lea Nursing Home	New South Wales	8	0	7	15
5456	Coastal Waters Aged Care	New South Wales	5	0	1	6
5714	Coffs Harbour Grange Care Community	New South Wales	1	0	7	8

NAPS ID	Service Name	State	Resident Cases	Resident Deaths	Staff Cases	Total Incidents
932	Columbia Aged Care Services - Strathdale Centre	New South Wales	37	1	6	43
331	Cooinda Court Hostel	New South Wales	0	0	8	8
60	Cooinda Hostel	New South Wales	0	0	5	5
5610	Coolamon-Ganmain Multi-Purpose Service	New South Wales	7	0	2	9
5467	Courtlands Aged Care Facility	New South Wales	9	0	0	9
19	Crowley Retirement Village	New South Wales	1	0	3	4
1075	Crowley Retirement Village	New South Wales	5	0	3	8
3	Dellacourt	New South Wales	1	0	1	2
22861	Dudley Foord House	New South Wales	1	0	0	1
22789	Dural House Aged Care	New South Wales	2	0	2	4
492	Elizabeth Lodge (Rushcutters Bay)	New South Wales	2	0	4	6
550	Estia Health Bankstown	New South Wales	1	0	1	2
641	Estia Health Camden	New South Wales	0	0	2	2
5494	Estia Health Dalmeny	New South Wales	14	0	4	18
804	Estia Health Epping - The Poplars	New South Wales	5	0	9	14
1041	Estia Health Figtree	New South Wales	32	1	10	42
882	Estia Health Manly Vale	New South Wales	3	0	5	8
614	Estia Health Ryde	New South Wales	16	0	1	17
5462	Estia Health Willoughby	New South Wales	18	0	6	24
881	Fairfield Nursing Home	New South Wales	22	0	8	30
502	Fig Tree Point Aged Care Facility	New South Wales	2	0	2	4
429	Flinders Court	New South Wales	21	0	1	22
1077	Garden Village	New South Wales	6	0	13	19
556	Garrawarra Centre	New South Wales	25	0	28	53
1151	Gillawarna Village	New South Wales	0	0	5	5
508	Glengarry	New South Wales	3	0	1	4
6153	Goodhew Gardens	New South Wales	1	0	1	2

NAPS ID	Service Name	State	Resident Cases	Resident Deaths	Staff Cases	Total Incidents
22734	Gosling Creek Aged Care	New South Wales	1	0	0	1
557	Governor Phillip Manor	New South Wales	24	0	9	33
19383	Greenhill Manor	New South Wales	1	0	1	2
438	Greenhills Lodge	New South Wales	4	0	3	7
5612	Grenfell Multi-Purpose Service	New South Wales	12	0	2	14
7275	Gumleigh Gardens Hostel	New South Wales	3	0	5	8
25039	HammondCare - Darlinghurst	New South Wales	3	0	2	5
5860	HammondCare - Horsley	New South Wales	1	0	1	2
676	HammondCare - Southwood	New South Wales	3	0	1	4
5592	HammondCare - Woy Woy	New South Wales	4	0	5	9
385	HammondCare Waratah	New South Wales	2	0	3	5
862	Heritage Kingswood	New South Wales	0	0	2	2
6175	Heritage Lodge Assisted Aged Care	New South Wales	1	0	0	1
915	Heritage Queanbeyan	New South Wales	15	1	9	24
6376	Hippocrates Aged Care Centre	New South Wales	18	1	20	38
738	Hunters Hill Montefiore Home	New South Wales	2	0	13	15
960	Huntingdon Gardens Aged Care Facility	New South Wales	23	0	14	37
341	Illawarra Multi-Cultural Village Hostel	New South Wales	1	0	3	4
349	Inasmuch Community Hostel	New South Wales	22	0	15	37
5453	Indochinese Aged Care Services	New South Wales	1	0	4	5
359	IRT St Georges Basin	New South Wales	1	0	3	4
173	IRT Thomas Holt Kirrawee	New South Wales	24	0	16	40
304	IRT Thomas Holt Sans Souci Gardens	New South Wales	14	0	5	19
175	James Milson Village North Sydney	New South Wales	20	0	13	33
527	James Milson Village Woolwich	New South Wales	1	0	0	1
659	Japara Henley Manor	New South Wales	11	0	2	13
6383	Japara The Mariner	New South Wales	1	0	3	4
683	Jesmond Aged Care	New South Wales	1	0	2	3

NAPS ID	Service Name	State	Resident Cases	Resident Deaths	Staff Cases	Total Incidents
735	Katoomba Views Care Community	New South Wales	33	0	11	44
691	Lansdowne Aged Care Facility	New South Wales	2	0	0	2
6915	Lansdowne Gardens	New South Wales	5	0	2	7
479	Lara Aged Care	New South Wales	20	0	22	42
1148	Laurieton Lakeside Aged Care Residence	New South Wales	4	0	1	5
11	Macquarie Lodge Aged Care Plus Centre	New South Wales	53	0	17	70
1068	Maitland Grange Care Community	New South Wales	13	0	4	17
239	Maranatha House	New South Wales	4	0	0	4
5309	Marco Polo Aged Care Facility	New South Wales	0	0	19	19
705	Maroba Nursing Home	New South Wales	9	0	23	32
1088	Mary Potter Nursing Home	New South Wales	12	0	16	28
1128	McLean Care Mackellar Apex Campus	New South Wales	14	0	14	28
668	Meadowbank Grove Care Community	New South Wales	0	0	3	3
706	Menaville Nursing Home	New South Wales	24	0	6	30
621	Milford House Nursing Home	New South Wales	12	0	0	12
889	Mona Vale View Care Community	New South Wales	0	0	8	8
5258	Montana Aged Care Facility	New South Wales	7	0	4	11
520	Montrose Aged Care Plus Centre	New South Wales	2	0	1	3
332	Mountain View Lodge Hostel	New South Wales	2	1	1	3
1144	Mountainview Nursing Home	New South Wales	10	1	1	11
1072	Mudgee Grove Care Community	New South Wales	3	0	0	3
330	Myoora Homestead Hostel	New South Wales	2	0	3	5
1158	Narrabeen Glades Care Community	New South Wales	16	0	9	25
1154	Narraweena Grove Care Community	New South Wales	21	1	11	32
1028	Norah Head Care Community	New South Wales	1	0	4	5
55	Nuffield Village	New South Wales	1	0	3	4
162	Our Lady Of Consolation Home	New South Wales	9	0	3	12
722	Our Lady Of Consolation Nursing Home	New South Wales	0	0	3	3

NAPS ID	Service Name	State	Resident Cases	Resident Deaths	Staff Cases	Total Incidents
5943	Pembroke Lodge	New South Wales	3	0	2	5
339	Peter Sinclair Gardens	New South Wales	17	0	7	24
547	Presbyterian Aged Care - Ashfield	New South Wales	2	0	0	2
543	Presbyterian Aged Care - Thornleigh	New South Wales	1	0	2	3
6214	Randwick Montefiore Home	New South Wales	3	0	75	78
1155	Raymond Terrace Gardens Care Community	New South Wales	23	0	11	34
626	Regis Belmore	New South Wales	48	0	12	60
1098	Regis Hornsby	New South Wales	13	0	7	20
5671	Regis Port Macquarie	New South Wales	10	0	3	13
5578	Regis Port Stephens	New South Wales	0	0	6	6
1187	Regis Rose Bay	New South Wales	0	0	3	3
817	RFBI Armidale Masonic Village	New South Wales	2	0	1	3
5674	RFBI Basin View Masonic Village	New South Wales	15	1	13	28
1114	RFBI Bellingen Masonic Village	New South Wales	25	0	9	34
124	RFBI Benhome Masonic Village	New South Wales	1	0	0	1
7971	RFBI Dubbo Masonic Village	New South Wales	6	0	0	6
321	RFBI Glen Innes Masonic Village	New South Wales	14	0	15	29
449	RFBI Goulburn Masonic Village	New South Wales	3	0	7	10
311	RFBI Hawkins Masonic Village - Acacia House	New South Wales	2	0	4	6
6223	RFBI Leeton Masonic Village	New South Wales	6	0	4	10
5958	Riverside Gardens Nursing Care Centre	New South Wales	8	0	12	20
146	Rosedurnate Aged Care Plus Centre (0130)	New South Wales	11	0	13	24
784	Roseneath Aged Care Centre Pty Ltd	New South Wales	7	1	7	14
1174	Russian Relief Association of St Sergius of Radonezh	New South Wales	2	0	3	5
605	S Antonio Da Padova Nursing Home	New South Wales	0	0	6	6
1147	Scalabrini Village Allambie Heights	New South Wales	1	0	3	4
1111	Scalabrini Village Griffith	New South Wales	2	0	7	9

NAPS ID	Service Name	State	Resident Cases	Resident Deaths	Staff Cases	Total Incidents
1183	Scalabrini Village Nursing Home (Bexley)	New South Wales	17	0	5	22
1048	Sir William Hudson Memorial Centre	New South Wales	0	0	2	2
367	Snowy River Hostel	New South Wales	1	0	0	1
130	Southern Cross Care John Woodward Residential Aged Care	New South Wales	1	0	1	2
64	Southern Cross Care Karinya Residential Aged Care	New South Wales	2	0	1	3
189	Southern Cross Care North Turramurra Residential Aged Care	New South Wales	2	0	8	10
443	Southern Cross Care St Joseph's Residential Aged Care	New South Wales	2	0	4	6
462	Southern Cross Care St Martha's Residential Aged Care	New South Wales	4	0	1	5
54	Southern Cross Care St Michael's Residential Aged Care	New South Wales	28	0	4	32
19425	St Charbel's Care Centre	New South Wales	4	0	2	6
5176	St David's Village	New South Wales	17	0	2	19
39	St Elizabeth Home	New South Wales	0	0	2	2
931	St George Aged Care Centre	New South Wales	0	0	3	3
586	St Josephs Nursing Home	New South Wales	1	0	10	11
8068	St Vincent's Care Services Bronte	New South Wales	2	0	0	2
318	St Vincent's Care Services Haberfield	New South Wales	19	0	4	23
1095	St Vincent's Care Services Heathcote	New South Wales	8	0	0	8
898	Stanmore Place Care Community	New South Wales	0	0	5	5
6961	SummitCare Baulkham Hills	New South Wales	1	0	0	1
883	SummitCare Canley Vale	New South Wales	0	0	8	8
535	SummitCare Penrith	New South Wales	9	0	6	15
5970	SWIAA Gardens	New South Wales	6	0	3	9

NAPS ID	Service Name	State	Resident Cases	Resident Deaths	Staff Cases	Total Incidents
6375	The Orchards Aged Care	New South Wales	8	0	16	24
724	The Palms Nursing Home	New South Wales	0	0	9	9
96	The Pioneers Lodge	New South Wales	1	0	0	1
26579	The Village by Scalabrini	New South Wales	23	0	5	28
669	The Whiddon Group - Glenfield	New South Wales	153	6	113	266
101	The Whiddon Group - Hornsby	New South Wales	1	0	1	2
113	The Whiddon Group - Kyogle	New South Wales	6	0	9	15
234	The Whiddon Group - Narrabri - Robert Young	New South Wales	1	0	6	7
213	Thomas Eccles Gardens	New South Wales	1	0	4	5
300	Timbregongie House	New South Wales	2	0	3	5
1160	Tingira Hills Care Community	New South Wales	11	0	20	31
116	Uniting Annesley Haberfield	New South Wales	29	0	3	32
248	Uniting Banks Lodge Peakhurst	New South Wales	14	0	2	16
6378	Uniting Berry	New South Wales	7	0	4	11
161	Uniting Bruce Sharpe Rockdale	New South Wales	15	0	4	19
89	Uniting Caroon Jarman Goonellabah	New South Wales	9	0	3	12
6388	Uniting Eden	New South Wales	21	1	16	37
1059	Uniting Edinglassie Emu Plains	New South Wales	9	0	16	25
1044	Uniting Gerringong	New South Wales	1	0	0	1
238	Uniting Hawkesbury Richmond	New South Wales	26	0	15	41
394	Uniting Illowra Waverley	New South Wales	1	0	0	1
1074	Uniting McKay House Tamworth	New South Wales	4	0	1	5
397	Uniting Mullauna Blacktown	New South Wales	2	0	1	3
36	Uniting Narla Belmont North	New South Wales	17	0	8	25
6218	Uniting Quong Tart Ashfield	New South Wales	2	0	1	3
461	Uniting St Columba's Lane Cove	New South Wales	13	0	1	14
483	Uniting The Garrison Mosman	New South Wales	17	0	0	17

NAPS ID	Service Name	State	Resident Cases	Resident Deaths	Staff Cases	Total Incidents
117	Uniting The Marion Leichhardt	New South Wales	0	0	3	3
37	Uniting Wesley Gardens Belrose	New South Wales	51	0	3	54
990	Uniting Wesley Gardens Belrose	New South Wales	4	0	0	4
849	Uniting Westmead	New South Wales	2	0	4	6
753	Wahroonga House	New South Wales	10	0	0	10
592	Wallsend Aged Care Facility	New South Wales	13	0	4	17
5823	Warialda Multi-Purpose Service	New South Wales	2	0	2	4
792	Warrigal Care Goulburn	New South Wales	61	1	33	94
5705	Warrigal Wollongong	New South Wales	26	4	5	31
799	Waterview Aged Care Facility	New South Wales	5	0	10	15
76	Wesley Tebbutt	New South Wales	3	0	10	13
5700	William Cape Gardens	New South Wales	1	0	0	1
280	Woollahra Montefiore Home	New South Wales	1	0	2	3
368	Yallambee Lodge	New South Wales	1	0	2	3
419	Yallambee Lodge	New South Wales	9	0	6	15
160	Yallambee Village	New South Wales	24	1	3	27
22967	Hetti Perkins	Northern Territory	0	0	2	2
4398	Katherine Hostel	Northern Territory	0	0	3	3
4391	Old Timers	Northern Territory	3	0	6	9
6815	Pearl Supported Care	Northern Territory	10	2	19	29
5397	Regis Tiwi	Northern Territory	27	1	41	68
4396	Terrace Gardens	Northern Territory	0	0	4	4
3600	Anglicare SQ Kirami Home for the Aged	Queensland	7	0	15	22
3407	Anglicare SQ St John's Home for Aged Men	Queensland	18	1	3	21
3911	Anglicare SQ St Martin's Nursing Home	Queensland	23	0	6	29
3705	Arcare Eight Mile Plains	Queensland	24	0	8	32
7009	Arcare Hope Island	Queensland	21	0	8	29
3703	Arcare Sanctuary Manors	Queensland	1	0	1	2



NAPS ID	Service Name	State	Resident Cases	Resident Deaths	Staff Cases	Total Incidents
23009	Arcare Taigum	Queensland	35	0	7	42
23017	Aspley Aged Care	Queensland	5	0	8	13
3753	BallyCara Aged Care	Queensland	1	0	1	2
3400	Beauraba Lodge	Queensland	9	0	1	10
3498	Beaumont Care Roslyn Lodge	Queensland	1	0	0	1
5884	Berrinba Greens Care Community	Queensland	1	0	0	1
3422	Beth Eden	Queensland	31	1	10	41
3765	Bethany	Queensland	8	0	3	11
3708	Bethesda Caring Centre	Queensland	4	0	2	6
3554	Blue Care Alexandra Hills Nandeebie Aged Care Facility	Queensland	16	0	25	41
3555	Blue Care Elanora Pineshaven Aged Care Facility	Queensland	0	0	7	7
3746	Blue Care Flinders View Nowlanvil Aged Care Facility	Queensland	41	1	28	69
3815	Blue Care Kenmore Aged Care Facility	Queensland	4	0	0	4
3364	Blue Care Labrador Aged Care Facility	Queensland	56	1	24	80
3479	Blue Care Mackay Homefield Aged Care Facility	Queensland	13	0	12	25
3384	Blue Care Sunnybank Hills Carramar Aged Care Facility	Queensland	3	0	8	11
3507	Blue Care Toogoolawah Alkira Aged Care Facility	Queensland	9	0	14	23
3795	Blue Care Wynnum Aged Care Facility	Queensland	13	0	18	31
3783	Bolton Clarke Carrington	Queensland	0	0	5	5
3428	Bolton Clarke Farnorha	Queensland	2	0	4	6
3438	Bolton Clarke Fernhill	Queensland	3	0	7	10
3610	Bolton Clarke Galleon Gardens	Queensland	13	0	13	26

NAPS ID	Service Name	State	Resident Cases	Resident Deaths	Staff Cases	Total Incidents
3639	Bolton Clarke Inverpine	Queensland	1	0	7	8
5643	Bolton Clarke Moreton Shores	Queensland	0	0	2	2
3643	Bolton Clarke Rowes Bay	Queensland	1	0	2	3
3403	Brookfield Green	Queensland	10	0	4	14
6820	Bupa Mt Sheridan	Queensland	2	0	1	3
3792	Bupa New Farm	Queensland	19	0	6	25
3905	Caloundra Place Care Community	Queensland	37	1	11	48
3634	Capricorn Adventist Retirement Village	Queensland	2	0	6	8
12349	Caravonica Waters	Queensland	1	0	4	5
7353	Carinity Cedarbrook	Queensland	12	0	3	15
3405	Carinity Hilltop	Queensland	26	1	7	33
3618	Carinity Kepnock Grove	Queensland	1	0	3	4
3434	Carinya (Atherton) Hostel	Queensland	0	0	2	2
7352	Casa D'amore Apartments	Queensland	3	0	3	6
3566	Central & Upper Burnett District Home for the Aged Nursing Home	Queensland	7	0	3	10
3676	Churches of Christ Care Fair Haven Aged Care Service Hervey Bay	Queensland	22	0	21	43
3415	Churches of Christ Fassifern Aged Care Service	Queensland	6	0	7	13
3420	Churches of Christ Lady Small Haven Aged Care Service	Queensland	0	0	2	2
3418	Churches of Christ Moonah Park Aged Care Service	Queensland	1	0	1	2
27917	Cunnamulla Multi-Purpose Service	Queensland	1	0	8	9
3591	De Paul Villa Aged Care	Queensland	9	0	5	14
7569	Estia Health Gold Coast	Queensland	3	0	2	5
22894	Estia Health Maroochydore	Queensland	3	0	2	5

NAPS ID	Service Name	State	Resident Cases	Resident Deaths	Staff Cases	Total Incidents
3659	Estia Health Mount Coolum	Queensland	1	0	1	2
3903	Estia Health Mudgeeraba	Queensland	23	0	14	37
5732	Estia Health Southport	Queensland	32	0	21	53
26550	Estia Health Twin Waters	Queensland	0	0	2	2
3712	Eventide Home Rockhampton	Queensland	2	0	1	3
3779	Francis Of Assisi Home	Queensland	13	2	6	19
5645	Glasshouse Views	Queensland	24	1	10	34
6816	Harbour Quays Residential Aged Care	Queensland	3	0	4	7
3543	Immanuel Gardens	Queensland	1	0	0	1
23484	Infinite Care Edmonton Gardens	Queensland	19	0	6	25
25034	Infinite Care Ipswich	Queensland	0	0	2	2
22922	Infinite Care Mount Lofty	Queensland	7	1	4	11
5885	Jeta Gardens Aged Care Facility	Queensland	1	0	16	17
26546	Jimboomba Community Aged Care	Queensland	19	0	18	37
3661	Kaloma Home for the Aged	Queensland	2	0	1	3
22884	Kawana Waters Care Community	Queensland	5	0	1	6
8008	Kerrisdale Gardens	Queensland	5	0	2	7
3545	Lions Haven For The Aged	Queensland	9	2	7	16
3476	Lodges on George	Queensland	4	0	5	9
3475	Maranatha Aged Care	Queensland	8	0	10	18
3698	Morayfield Grove Care Community	Queensland	2	0	0	2
23598	Narangba Aged Care	Queensland	1	0	9	10
8013	NewDirection Care at Bellmere	Queensland	2	0	0	2
26938	Newstead Grand Care Community	Queensland	1	0	0	1
26960	Ngooderi House	Queensland	1	0	1	2
22881	North Lakes Terrace Care Community	Queensland	53	3	14	67
3358	Oxley Grove Care Community	Queensland	2	0	4	6
19391	Ozcare - Hervey Bay	Queensland	7	0	11	18

NAPS ID	Service Name	State	Resident Cases	Resident Deaths	Staff Cases	Total Incidents
23596	Ozcare Mackay	Queensland	11	0	6	17
3801	Ozcare Magdalene Villa Aged Care Facility	Queensland	0	0	2	2
5534	Ozcare Ozanam Villa - Burleigh	Queensland	23	1	11	34
3834	Ozcare Palm Lodge	Queensland	33	1	13	46
7007	Palm Lake Bethania Aged Care Facility	Queensland	1	0	3	4
3411	Pine Lodge Home for the Aged	Queensland	8	0	5	13
3499	PresCare - Alexandra Gardens	Queensland	4	0	0	4
3464	Regis Bulimba	Queensland	94	0	25	119
3885	Regis Caboolture	Queensland	1	0	1	2
7350	Regis Chelmer	Queensland	8	0	11	19
7017	Regis Ferny Grove	Queensland	1	0	2	3
5877	Regis Kuluin	Queensland	13	0	17	30
26622	Regis Lutwyche	Queensland	14	0	7	21
3477	Regis Redlynch	Queensland	8	0	6	14
5172	Regis Salisbury	Queensland	1	0	1	2
23367	Regis Sandgate - Griffith	Queensland	15	0	7	22
3690	Regis Sippy Downs	Queensland	0	0	3	3
3450	Regis Whitfield	Queensland	0	0	2	2
3486	Salem	Queensland	1	0	0	1
5974	Seabrook	Queensland	5	0	22	27
3521	Sinnamon Village - Kentish Court	Queensland	5	0	0	5
3524	Sinnamon Village - Reid Court	Queensland	27	0	12	39
3471	Southern Cross Care Holland Park - Duhig Village	Queensland	1	0	12	13
3812	St Mary's Aged Care	Queensland	22	0	14	36
3541	St Paul de Chartres Residential Aged Care	Queensland	1	0	12	13
3451	St Vincent Care Services Carseldine	Queensland	5	0	3	8
5371	Texas Multipurpose Health Service	Queensland	3	0	1	4

NAPS ID	Service Name	State	Resident Cases	Resident Deaths	Staff Cases	Total Incidents
3868	The Good Shepherd Nursing Home	Queensland	1	0	6	7
7242	The Menzies @ Pacific Paradise	Queensland	2	0	3	5
3842	TriCare Labrador Aged Care Residence	Queensland	0	0	2	2
3813	TriCare Mermaid Beach Aged Care Residence	Queensland	0	0	3	3
3893	TriCare Pimpama Aged Care Residence	Queensland	3	0	2	5
3760	TriCare Stafford Lakes Aged Care Residence	Queensland	11	0	6	17
7011	TriCare Sunnybank Hills Aged Care Residence	Queensland	1	0	2	3
3412	Villa Maria Centre	Queensland	0	0	3	3
3682	Waroon Multipurpose Centre	Queensland	5	0	1	6
3527	Wheller Gardens - Emmaus Village	Queensland	0	0	2	2
3442	Wongaburra Garden Settlement Hostel	Queensland	24	1	8	32
3553	Woombye Care	Queensland	2	0	2	4
4388	ACH Group Residential Care - Colton Court	South Australia	7	0	2	9
5981	ACH Group Residential Care - Highercombe	South Australia	2	0	0	2
4252	ACH Group Residential Care - Kapara	South Australia	25	1	0	25
4038	ACH Group Residential Care - Perry Park (low care)	South Australia	6	0	1	7
4153	Aminya Village Hostel	South Australia	28	0	23	51
4257	Ananda Hope Valley Residential Care	South Australia	63	4	33	96
4371	AnglicareSA Elizabeth East	South Australia	37	1	14	51
4338	AnglicareSA Trott Park	South Australia	38	1	16	54
4128	Ardrossan Community Hostel	South Australia	0	0	2	2
4149	Ashman Grove Aged Care Hostel	South Australia	12	0	18	30
4091	Barunga Village Incorporated	South Australia	14	0	21	35
4072	Belalie Lodge	South Australia	13	0	7	20
4167	Boandik Crouch Street	South Australia	7	0	8	15
5648	Boandik St Mary's	South Australia	18	1	4	22
4166	Bonney Lodge	South Australia	15	0	15	30

NAPS ID	Service Name	State	Resident Cases	Resident Deaths	Staff Cases	Total Incidents
4344	Bucklands Residential Care	South Australia	13	0	4	17
4262	Calvary Flora McDonald Retirement Community	South Australia	24	1	16	40
4116	Calvary St Catherine's Retirement Community	South Australia	2	0	2	4
4366	Carmelite Residential Care	South Australia	10	2	5	15
5628	Ceduna MPS	South Australia	0	0	3	3
4055	Charles Young Residential Care Centre	South Australia	25	1	6	31
4049	Clayton Church Homes - Magill	South Australia	6	0	10	16
4277	Clayton Church Homes - Onkaparinga Valley	South Australia	25	1	10	35
5338	Disability SA Northgate	South Australia	17	0	6	23
4156	Dunbar Homes Salisbury	South Australia	5	0	3	8
4159	Edenfield Family Care	South Australia	21	0	5	26
4382	Edenfield Family Care - Nerrilda	South Australia	3	0	5	8
4200	Eldercare Acacia Court	South Australia	26	1	6	32
4196	Eldercare Allambi	South Australia	23	0	27	50
4137	Eldercare Sash Ferguson	South Australia	5	0	4	9
5797	Eldercare Seaford	South Australia	11	0	9	20
4197	Eldercare The Lodge	South Australia	13	0	10	23
4356	Estia Health Craigmore	South Australia	1	0	4	5
4202	Estia Health Encounter Bay	South Australia	0	0	2	2
4204	Estia Health Flagstaff Hill	South Australia	0	0	2	2
4296	Estia Health Golden Grove	South Australia	13	0	4	17
4023	Estia Health Kadina	South Australia	6	0	6	12
4270	Estia Health Kensington Gardens	South Australia	5	0	11	16
5558	Estia Health Salisbury East	South Australia	5	0	0	5
4064	Fullarton Lutheran Homes	South Australia	23	1	33	56
4110	Fullarton Residential Care	South Australia	0	0	3	3

NAPS ID	Service Name	State	Resident Cases	Resident Deaths	Staff Cases	Total Incidents
4308	Gawler Grande Views	South Australia	25	1	25	50
4236	Glenrose Court	South Australia	0	0	2	2
4238	Gloucester Residential Care	South Australia	46	2	34	80
4022	Hawdon House	South Australia	5	0	2	7
4242	Helping Hand Aged Care - Doreen Bond House	South Australia	13	1	32	45
22996	Helping Hand Aged Care - Golden Grove	South Australia	11	1	13	24
4017	Helping Hand Aged Care - Ingle Farm	South Australia	1	0	6	7
7077	Helping Hand Aged Care - Lightsview	South Australia	2	0	0	2
4190	Hillside Residential Care Centre	South Australia	3	0	3	6
8023	Jamestown Hospital and Health Service	South Australia	1	0	2	3
4230	Japara Brighton	South Australia	0	0	5	5
4307	Japara Oaklands	South Australia	1	0	1	2
5545	Japara The Homestead	South Australia	11	0	0	11
4071	Kalyra Belair Aged Care	South Australia	22	2	14	36
4365	Klemzig Residential Care Services	South Australia	55	3	26	81
4374	Lerwin Nursing Home	South Australia	8	1	17	25
5282	LHI Glynde	South Australia	5	1	2	7
4151	LHI Hope Valley	South Australia	10	2	7	17
4086	Longridge Aged Care	South Australia	4	0	8	12
23160	Lower North - Burra MPS	South Australia	5	0	5	10
4372	Marten Residential Care Centre	South Australia	29	0	11	40
4225	Melaleuca Court Nursing Home	South Australia	5	0	4	9
23171	Mid West - Streaky Bay MPS	South Australia	4	0	2	6
4180	Morlancourt	South Australia	38	0	16	54
4109	Mount Carmel Residential Care	South Australia	0	0	4	4
4139	Nalya Lodge Hostel	South Australia	1	0	3	4
4335	Naracoorte Health Service	South Australia	1	0	0	1

NAPS ID	Service Name	State	Resident Cases	Resident Deaths	Staff Cases	Total Incidents
4331	North Eastern Community Nursing Home	South Australia	15	0	10	25
8021	Oakfield Lodge Residential Care	South Australia	1	0	6	7
6467	Oaklands Park Lodge Residential Care	South Australia	2	0	2	4
4284	Olive Grove Aged Care	South Australia	1	0	0	1
5555	Onkaparinga Lodge Residential Care	South Australia	0	0	2	2
4087	Orroroo Community Home	South Australia	0	0	3	3
4102	Regis Burnside	South Australia	33	4	0	33
4289	Regis Marleston	South Australia	1	0	0	1
4280	Regis Playford	South Australia	5	1	0	5
4092	Renmark & Paringa District Hospital Hostel	South Australia	3	1	4	7
4345	Renmark Nursing Home	South Australia	1	0	0	1
22823	Resthaven Aberfoyle Park	South Australia	1	0	7	8
4093	Resthaven Bellevue Heights	South Australia	19	1	29	48
4255	Resthaven Malvern	South Australia	4	0	8	12
4333	Resthaven Marion	South Australia	14	0	26	40
4254	Resthaven Mitcham	South Australia	0	0	8	8
6921	Resthaven Mount Gambier	South Australia	3	0	12	15
4098	Resthaven Murray Bridge	South Australia	6	0	11	17
4347	Resthaven Paradise	South Australia	0	0	13	13
7451	Resthaven Port Elliot	South Australia	3	0	5	8
4309	Resthaven Westbourne Park	South Australia	11	0	22	33
4079	Restvale Hostel	South Australia	3	0	3	6
4141	Ridgehaven Residential Care Centre	South Australia	53	5	11	64
4132	Ridleyton Greek Home for the Aged	South Australia	0	0	9	9
4383	Rose Court Aged Care Facility	South Australia	26	0	14	40
4312	Ross Robertson Memorial Care Centre	South Australia	0	0	2	2
5554	Sandpiper Lodge Residential Care	South Australia	13	0	9	22
4326	Somerton Residential Care Centre	South Australia	3	0	4	7



NAPS ID	Service Name	State	Resident Cases	Resident Deaths	Staff Cases	Total Incidents
4157	St Basil's at Croydon Park	South Australia	17	0	10	27
4237	St Basil's at St Peters	South Australia	5	0	1	6
4263	St Louis Nursing Home	South Australia	3	0	1	4
4174	St Pauls Lutheran Hostel	South Australia	4	0	4	8
4124	St Raphaels Home For The Aged	South Australia	12	1	7	19
4376	Star Of The Sea Home For The Aged	South Australia	3	0	15	18
4375	The Claridge Residential Care	South Australia	41	3	3	44
4107	The Philip Kennedy Centre Residential Care	South Australia	0	0	4	4
4111	The Pines Lodge Residential Care	South Australia	7	1	1	8
6263	Tullawon Aged Care	South Australia	8	0	3	11
4162	Villa St Hilarion-Fulham	South Australia	17	0	11	28
6873	Waikerie MPS	South Australia	4	0	5	9
6258	Wami Kata Old Folks Home	South Australia	1	0	1	2
5460	War Veterans Home Myrtle Bank	South Australia	1	0	0	1
4089	Wesley House	South Australia	9	0	10	19
4274	Wheatfields Incorporated	South Australia	0	0	4	4
4998	Ainslie Low Head	Tasmania	3	0	1	4
6488	Barossa Park Lodge	Tasmania	35	0	6	41
5071	Eliza Purton Home	Tasmania	1	0	0	1
8024	Fairway Rise	Tasmania	17	0	3	20
5354	Freemasons Nursing Home	Tasmania	12	0	3	15
4999	Hawthorn Village	Tasmania	21	0	8	29
5030	Japara Sandhill	Tasmania	1	0	0	1
23507	Korongee	Tasmania	1	0	1	2
5072	Meercroft Care	Tasmania	12	0	1	13
5092	Melaleuca Home For The Aged	Tasmania	2	0	1	3
5077	Mt St Vincent	Tasmania	17	0	11	28
5097	Regis Tasmania - Eastern Shore	Tasmania	31	0	0	31

NAPS ID	Service Name	State	Resident Cases	Resident Deaths	Staff Cases	Total Incidents
5031	Regis Tasmania - Norwood	Tasmania	9	2	3	12
5024	Rivulet	Tasmania	7	0	3	10
5027	Sandown Apartments	Tasmania	4	0	10	14
5400	Snug Village	Tasmania	1	0	9	10
5040	Toosey Aged and Community Care	Tasmania	1	0	0	1
5029	Tyler Village	Tasmania	0	0	2	2
4974	Uniting AgeWell Aldersgate	Tasmania	0	0	7	7
5050	Wynyard Care Centre	Tasmania	0	0	2	2
5006	Yaraandoo Hostel	Tasmania	4	0	0	4
3043	Anzac Lodge Private Nursing Home	Victoria	8	0	0	8
5936	Arcare Carnegie	Victoria	2	0	1	3
7254	Arcare Caulfield	Victoria	0	0	3	3
1987	Arcare Cheltenham	Victoria	2	0	0	2
2637	Arcare Knox	Victoria	1	0	4	5
26675	Arcare Nirvana Avenue	Victoria	1	0	0	1
16434	Arcare Parkview Malvern East	Victoria	1	0	0	1
1970	Arcare Portarlington	Victoria	9	0	8	17
2008	Arcare Reservoir	Victoria	8	0	1	9
1785	Ashleigh House Hostel	Victoria	33	1	10	43
2122	Assisi Centre Aged Care	Victoria	34	0	9	43
8029	Aurum Plenty	Victoria	2	0	7	9
3034	Bairnsdale Parklands Care Community	Victoria	15	0	6	21
5352	Baptcare - Hedley Sutton Community	Victoria	29	2	8	37
2059	Baptcare - Northaven Community	Victoria	4	0	1	5
2346	Baptcare - Westhaven Community	Victoria	16	0	0	16
7467	Baptcare Brookview Community	Victoria	7	0	3	10
1891	Benetas Corowa Court	Victoria	3	0	1	4
1881	Benetas Lovell House	Victoria	4	0	0	4

NAPS ID	Service Name	State	Resident Cases	Resident Deaths	Staff Cases	Total Incidents
1916	Benetas St Laurence Court - Kangaroo Flat	Victoria	1	0	0	1
2040	Bindaree Retirement Centre	Victoria	5	0	4	9
1884	BlueCross Box Hill	Victoria	5	0	2	7
5275	BlueCross Broughtonlea	Victoria	12	0	3	15
2675	BlueCross Gardenia	Victoria	3	0	0	3
1929	BlueCross Livingstone Gardens	Victoria	7	0	1	8
5463	BlueCross Monterey	Victoria	4	0	0	4
6916	BlueCross Scotchmans Creek	Victoria	2	0	3	5
23184	BlueCross Sheridan Hall Caulfield	Victoria	20	1	2	22
5926	BlueCross The Boulevard	Victoria	3	0	0	3
5988	BlueCross Willowmeade	Victoria	8	0	1	9
19293	Bupa Ballarat	Victoria	36	0	25	61
5305	Bupa Bendigo	Victoria	1	0	0	1
5702	Bupa Greensborough	Victoria	2	0	0	2
6835	Bupa Mildura	Victoria	4	0	1	5
2728	Bupa Woodend	Victoria	11	1	6	17
1778	Carinya Lodge Hostel	Victoria	3	0	5	8
2698	Carrum Downs Private Nursing Home	Victoria	3	0	0	3
5760	CCSSCI - On Luck Chinese Nursing Home	Victoria	11	0	15	26
2716	Centennial Lodge	Victoria	5	0	0	5
5909	Chaffey Aged Care	Victoria	14	0	8	22
6797	Chestnut Gardens Aged Care Home	Victoria	9	0	3	12
5927	Churches of Christ Arcadia Aged Care Service	Victoria	36	0	10	46
2338	Claremont Terrace	Victoria	11	0	0	11
3052	Clarinda on the Park	Victoria	2	0	0	2
2770	Craigcare Berwick	Victoria	50	1	13	63
2722	Craigcare Pascoe Vale	Victoria	4	0	3	7
1894	Cumberland View Aged Care - Whalley Drive	Victoria	2	0	0	2

NAPS ID	Service Name	State	Resident Cases	Resident Deaths	Staff Cases	Total Incidents
2949	Darlingford Upper Goulburn Nursing Home	Victoria	12	0	8	20
2632	Deloraine Private Nursing Home	Victoria	2	0	0	2
6909	Doutta Galla Footscray Aged Care Facility	Victoria	11	0	0	11
2300	Doutta Galla Queens Park Aged Care Facility	Victoria	15	0	0	15
2144	Doutta Galla Yarraville Village Aged Care Facility	Victoria	14	0	2	16
8030	Embracia Moonee Valley	Victoria	20	0	0	20
2297	Emmavale Gardens	Victoria	23	0	6	29
2286	Epping Meadows Care Community	Victoria	3	0	0	3
2840	Estia Health Altona Meadows	Victoria	13	1	0	13
5924	Estia Health Bannockburn	Victoria	1	0	0	1
2304	Estia Health Dandenong	Victoria	35	0	3	38
8076	Estia Health Glen Waverley	Victoria	19	0	4	23
1956	Estia Health Knoxfield	Victoria	22	0	1	23
2662	Estia Health Oakleigh East	Victoria	1	0	7	8
2269	Estia Health Ringwood	Victoria	0	0	4	4
2644	Estia Health Victoria Heights	Victoria	21	0	13	34
5724	Estia Health Wodonga	Victoria	3	0	2	5
1977	Fairway Bayside Aged Care	Victoria	5	0	4	9
1855	Faversham House	Victoria	9	0	0	9
6833	Forest Lodge Residential Aged Care	Victoria	27	0	7	34
5412	Froniditha Clayton Aged Care	Victoria	27	1	3	30
2265	Geoffrey Cutter Centre	Victoria	0	0	6	6
5379	Glengollan Village	Victoria	12	0	4	16
2197	Grant Lodge Aged Care Facility	Victoria	6	1	1	7
3028	Gregory Lodge	Victoria	17	1	0	17
2020	Hailey House Hostel	Victoria	8	0	0	8
2186	HammondCare - The Glens	Victoria	1	0	0	1

NAPS ID	Service Name	State	Resident Cases	Resident Deaths	Staff Cases	Total Incidents
2148	Harmony Village Inc	Victoria	28	0	6	34
8028	Hepburn House	Victoria	1	0	0	1
5590	Heritage Gardens	Victoria	6	0	1	7
1813	Jacaranda House Hostel	Victoria	7	0	0	7
2263	James Barker House	Victoria	12	0	10	22
2791	Japara Bonbeach	Victoria	11	0	2	13
2296	Japara Capel Sands	Victoria	13	0	3	16
2769	Japara Central Park	Victoria	5	0	1	6
2891	Japara Lakes Entrance	Victoria	10	0	4	14
2666	Japara Lower Plenty Garden Views	Victoria	10	0	2	12
2332	Japara Rosanna Views	Victoria	46	0	11	57
27689	Japara Trugo Place	Victoria	15	0	2	17
2233	Karana	Victoria	1	0	0	1
2309	Lakes Entrance Care Community	Victoria	3	0	1	4
1885	Latvian Aged Care Facility	Victoria	0	0	2	2
1967	Laurina Lodge Hostel	Victoria	11	0	8	19
5408	Lexington Gardens	Victoria	1	0	0	1
2015	Liscombe House	Victoria	2	0	0	2
2169	Little Sisters of the Poor St Joseph's Home	Victoria	0	0	2	2
1861	Lynden Aged Care	Victoria	5	0	1	6
2211	Lyndoch Nursing Home	Victoria	5	0	7	12
5568	Mallee Track - Ouyen MPS	Victoria	7	0	4	11
1951	Martin Luther Homes	Victoria	21	1	2	23
2284	Meadow Heights Care Community	Victoria	8	0	1	9
1938	Mekong Vietnamese Aged Care	Victoria	7	0	3	10
6903	Melbourne Hebrew Memorial Nursing Home	Victoria	17	0	3	20
2308	Melville Grange Hostel	Victoria	18	0	0	18
1770	Mercy Place Colac	Victoria	34	1	6	40

NAPS ID	Service Name	State	Resident Cases	Resident Deaths	Staff Cases	Total Incidents
1833	Mercy Place Fernhill	Victoria	4	0	0	4
2850	Mercy Place Keon Park	Victoria	22	0	6	28
2045	Mercy Place Lynbrook	Victoria	2	0	0	2
6493	Mercy Place Parkville	Victoria	4	0	2	6
2932	Mercy Place Rosebud	Victoria	1	0	0	1
2808	Mercy Place Shepparton	Victoria	6	0	0	6
5203	Montclair	Victoria	16	0	3	19
5418	Mornington Bay Care Community	Victoria	24	1	4	28
2113	Moyne Health Services-Moyneyana House	Victoria	2	0	3	5
5347	Myrtleford Lodge Aged Care	Victoria	4	0	3	7
2867	Natimuk BNH-Nursing Home Annexe	Victoria	7	0	2	9
2879	Nazareth House Ballarat	Victoria	12	0	14	26
6492	Newmans on the Park	Victoria	41	0	8	49
5929	Noble Manor Residential Aged Care	Victoria	21	0	0	21
5351	Olivet Aged Persons Home	Victoria	6	0	1	7
2151	Omeo District Health	Victoria	2	0	0	2
2978	Omeo District Health	Victoria	12	0	13	25
2976	P.S. Hobson Nursing Home	Victoria	14	0	0	14
3038	Paynesville Gardens Care Community	Victoria	1	0	0	1
1887	Prom Country Aged Care	Victoria	2	0	1	3
7104	Rathdowne Place	Victoria	4	0	0	4
1905	Regis Alawarra Lodge	Victoria	4	0	1	5
5471	Regis Dandenong North	Victoria	1	0	0	1
2274	Regis Ontario	Victoria	18	0	4	22
1998	Regis Rosebud	Victoria	0	0	2	2
2079	Rochester and District Hostel	Victoria	11	0	6	17
1775	Rose Lodge	Victoria	0	0	15	15
2899	Rosebank Nursing Home	Victoria	1	0	1	2

NAPS ID	Service Name	State	Resident Cases	Resident Deaths	Staff Cases	Total Incidents
27724	Rowville Manor	Victoria	51	1	9	60
23482	Royal Freemasons Benalla	Victoria	20	0	4	24
22424	Royal Freemasons Flora Hill	Victoria	3	0	0	3
23483	Royal Freemasons Moe	Victoria	3	0	0	3
22866	Royal Freemasons Sale	Victoria	33	1	15	48
2749	Royal Freemasons Springtime	Victoria	22	0	0	22
2898	Rupanyup District Nursing Home	Victoria	2	0	4	6
2977	Sale Gardens Care Community	Victoria	19	4	13	32
2793	Salisbury House Nursing Home	Victoria	9	0	6	15
2240	Seymour District Nursing Home	Victoria	1	0	0	1
2272	Simpkin House Nursing Home	Victoria	9	0	6	15
5451	Somerville Gardens Care Community	Victoria	43	0	3	46
1909	St Basil's Homes for the Aged in Victoria	Victoria	0	0	2	2
1822	St Catherine's Hostel Wangaratta Inc	Victoria	3	0	2	5
1816	Sunnyside Lutheran Retirement Village	Victoria	47	0	34	81
5363	Sutton Park Assisted Aged Care	Victoria	25	0	14	39
19309	Templestowe Manor	Victoria	4	0	2	6
2101	The Ashley	Victoria	6	0	3	9
2335	Trevi Court	Victoria	25	0	8	33
1847	Uniting AgeWell Box Hill	Victoria	5	0	0	5
2773	Uniting AgeWell Noble Park	Victoria	5	1	4	9
1844	Uniting AgeWell Strath-Haven	Victoria	12	0	2	14
2200	Vasey RSL Care Brighton East	Victoria	13	0	3	16
1797	Vasey RSL Care Frankston South	Victoria	2	0	1	3
2852	Vermont Aged Care	Victoria	4	0	0	4
5934	Victoria by the Park	Victoria	18	2	2	20
2261	Villa Maria Catholic Homes Bundoora Aged Care Residence	Victoria	22	0	9	31

NAPS ID	Service Name	State	Resident Cases	Resident Deaths	Staff Cases	Total Incidents
6003	Villa Maria Catholic Homes Corpus Christi Aged Care Residence	Victoria	15	0	0	15
6495	Villa Maria Catholic Homes Shanagolden Aged Care Residence	Victoria	6	0	1	7
2802	Village Glen Aged Care Residences - Capel Sound	Victoria	32	3	5	37
2647	Warrandyte Gardens Care Community	Victoria	10	0	1	11
7465	Water Gardens	Victoria	19	0	4	23
1768	Woorayl Lodge Hostel	Victoria	3	0	0	3
1968	Yackandandah Health Residential Aged Care	Victoria	10	1	8	18
4679	Acacia Living Group Menora Gardens Aged Care Facility	Western Australia	10	1	17	27
4792	Aegis Alfred Carson	Western Australia	0	0	8	8
6841	Aegis Amberley	Western Australia	3	1	12	15
19372	Aegis Amherst	Western Australia	33	0	14	47
4879	Aegis Balmoral	Western Australia	17	0	34	51
4881	Aegis Carrington	Western Australia	2	0	2	4
4762	Aegis Greenfields	Western Australia	0	0	6	6
4594	Aegis Lincoln Park	Western Australia	9	0	10	19
4882	Aegis Melville	Western Australia	0	0	2	2
4809	Aegis Sandstrom	Western Australia	4	0	4	8
5564	Aegis Shoalwater	Western Australia	32	0	20	52
4811	Aegis St Michael's	Western Australia	11	1	14	25
5727	Aegis Stirling	Western Australia	36	1	10	46
5890	Aegis Woodlake	Western Australia	0	0	4	4
4621	Amaroo Village Buckley Caring Centre	Western Australia	18	0	13	31
4914	Amaroo Village McMahan Caring Centre	Western Australia	3	0	3	6
4865	Armadale Place Care Community	Western Australia	5	0	2	7



NAPS ID	Service Name	State	Resident Cases	Resident Deaths	Staff Cases	Total Incidents
6919	Baptistcare Balladong Gardens	Western Australia	1	0	1	2
4734	Baptistcare Bethel	Western Australia	29	1	32	61
5697	Baptistcare David Buttfield Centre	Western Australia	2	1	10	12
4694	Baptistcare Gracewood	Western Australia	0	0	2	2
5687	Baptistcare Mirrambeena	Western Australia	0	0	2	2
4592	Baptistcare Moonya	Western Australia	0	0	3	3
4714	Baptistcare Morrison Gardens	Western Australia	23	0	36	59
5431	Baptistcare William Carey Court	Western Australia	1	0	8	9
4688	Baptistcare Yallambee	Western Australia	1	0	2	3
4585	Bedingfeld Lodge	Western Australia	21	0	20	41
4719	Bert England Lodge	Western Australia	8	0	5	13
5693	Bethanie Beachside	Western Australia	15	1	20	35
19371	Bethanie Como	Western Australia	2	0	6	8
5601	Bethanie Fields	Western Australia	1	0	2	3
7526	Bethanie Subiaco	Western Australia	13	0	12	25
5719	Bethanie Waters	Western Australia	56	4	34	90
4812	Braemar House	Western Australia	5	0	4	9
4723	Brightwater Huntingdale	Western Australia	2	0	7	9
5593	Brightwater Madeley	Western Australia	0	0	3	3
4765	Brightwater Oxford Gardens	Western Australia	0	0	9	9
4767	Brightwater The Oaks	Western Australia	1	0	1	2
4793	Brightwater The Village	Western Australia	1	0	4	5
4892	Bunbury Gardens Care Community	Western Australia	46	19	23	69
4740	Canning Lodge	Western Australia	0	0	2	2
4593	Capecare	Western Australia	0	0	2	2
7149	Carine Parkside Care Community	Western Australia	2	0	40	42
6205	Dr Mary Surveyor Centre	Western Australia	25	0	50	75
4883	Emerald Life	Western Australia	69	1	32	101

NAPS ID	Service Name	State	Resident Cases	Resident Deaths	Staff Cases	Total Incidents
4658	Fairhaven	Western Australia	6	0	9	15
4720	Frederick Guest Hostel	Western Australia	8	0	0	8
4732	Guildford Village	Western Australia	0	0	3	3
4777	Howard Solomon Aged Care Facility	Western Australia	14	0	22	36
4660	Jacaranda Lodge	Western Australia	0	0	6	6
4634	Joseph Banks Aged Care Facility	Western Australia	2	0	24	26
4890	Juniper Chrystal Halliday	Western Australia	8	0	8	16
4626	Juniper Elimatta	Western Australia	0	0	2	2
4657	Juniper Hillcrest	Western Australia	5	0	5	10
4674	Juniper Hilltop	Western Australia	1	0	2	3
4717	Juniper John Bryant	Western Australia	23	1	10	33
4781	Juniper Sarah Hardey	Western Australia	14	0	5	19
4671	Juniper St David's	Western Australia	1	0	2	3
4915	Juniper The Residency	Western Australia	0	0	3	3
4675	Juniper Trinity	Western Australia	4	0	1	5
4798	Kalkarni Residency	Western Australia	36	1	21	57
6430	Karingal Green	Western Australia	1	0	9	10
4921	Kensington Park Nursing Home	Western Australia	4	0	2	6
4910	Lady McCusker Home	Western Australia	16	1	16	32
4835	Leighton Nursing Home	Western Australia	17	0	10	27
4816	Little Sisters of the Poor Glendalough Home	Western Australia	1	0	14	15
4743	Manoah House	Western Australia	0	0	5	5
4650	Marine Views Cottlesloe	Western Australia	0	0	7	7
4909	McDougall Park Nursing Home	Western Australia	33	3	10	43
4875	Mercy Place Lathlain	Western Australia	5	1	2	7
4768	MercyCare Joondalup	Western Australia	6	0	4	10
4893	MercyCare Wembley Catherine McAuley	Western Australia	1	0	24	25
7219	Mertome Aged Care	Western Australia	40	0	21	61

NAPS ID	Service Name	State	Resident Cases	Resident Deaths	Staff Cases	Total Incidents
4751	Michael Lee Centre	Western Australia	0	0	16	16
4880	Midland Nursing Home	Western Australia	5	0	7	12
5668	Morawa/Perenjori MPS	Western Australia	4	1	5	9
5399	Murdoch Gardens Care Community	Western Australia	23	0	28	51
4730	MYVISTA Balcatta	Western Australia	10	0	3	13
8073	MYVISTA Mirrabooka	Western Australia	10	0	12	22
4758	Peter Arney Home	Western Australia	19	1	14	33
5401	Regents Garden - Bateman	Western Australia	0	0	3	3
5889	Regents Garden Four Seasons Booragoon	Western Australia	1	0	23	24
5342	Regents Garden Residential Aged Care Resort - Lake Joondalup	Western Australia	0	0	10	10
8064	Regents Garden Scarborough Condocare	Western Australia	14	0	9	23
4774	Regis Bunbury	Western Australia	0	0	10	10
4629	Regis North Fremantle	Western Australia	25	0	18	43
23585	Regis Woodlands	Western Australia	2	0	8	10
4707	Riversea Mosman Park	Western Australia	0	0	12	12
5410	Rosewood Care West Perth	Western Australia	2	0	7	9
4608	Springhaven Frail Aged Hostel	Western Australia	3	0	5	8
4829	St Ritas Nursing Home	Western Australia	1	0	2	3
26612	SwanCare Ningana	Western Australia	7	0	5	12
4836	The 2nd Avenue Nursing Home	Western Australia	26	0	3	29
27918	The Queenslea	Western Australia	4	1	2	6
26827	The Richardson West Perth	Western Australia	4	0	2	6
23590	Treeby Parklands Care Community	Western Australia	13	1	32	45
4870	Valencia Nursing Home	Western Australia	0	0	2	2
4619	ValleyView Residence	Western Australia	3	0	4	7
4761	Villa Dalmacia Aged Care Facility	Western Australia	24	0	9	33
4616	Villa Terenzio	Western Australia	0	0	59	59

<b>NAPS ID</b>	<b>Service Name</b>	<b>State</b>	<b>Resident Cases</b>	<b>Resident Deaths</b>	<b>Staff Cases</b>	<b>Total Incidents</b>
4922	Wanneroo Community Nursing Home	Western Australia	8	0	20	28
4856	Windsor Park Aged Care	Western Australia	32	1	23	55