



COVID-19 outbreaks in Australian residential aged care facilities

National snapshot

As at 8:00 pm 12 May 2022 there are 5,320 active COVID-19 cases in 761 active outbreaks in residential aged care facilities across Australia. Of these, 3,321 cases are in residents and 1,999 cases are in staff.

Table 1: Aged Care COVID-19 data as at 8.00pm 12 May 2022¹

Active outbreaks	761
Resident cases – total cases associated with active outbreaks	7,568
Resident cases – total cases currently active (total cases minus recovered cases and deceased)	3,321
Staff cases – total cases associated with current active outbreaks	5,176
Staff cases – total cases currently active (total cases minus recovered cases and deceased, noting no deaths recorded to date)	1,999
Total number of deaths since the start of the pandemic	2,335
Total number of residential aged care facilities that have had an outbreak - Cumulative total since the beginning of the pandemic	2,397 ²
Total number of outbreaks at residential aged care facilities – Cumulative total since the beginning of the pandemic	4,522
Resident cases – Cumulative total since the beginning of the pandemic	39,780
Staff cases - Cumulative total since the beginning of the pandemic	35,034

¹ Includes transition care

² This only includes outbreaks – defined as one or more positive resident or two or more positive staff cases.

Analysis

Current situation in Australia

Joint arrangements are in place in all states and territories to support facilities with outbreaks and additional support for State emergency operation centres is being provided as the need arises. In Victoria, the Victorian Aged Care Response Centre is also fully operational, with Commonwealth and Victorian Government officials working closely together in a coordinated effort to respond to aged care outbreaks across the state.

As at 9 pm, 12 May 2022 there has been a total of 6,442,558 cases of COVID-19 reported, including 361,170 active cases and 7,670 deaths in Australia.

- 761 active outbreaks in residential aged care facilities nationally – 205 in NSW, 191 in Victoria, 120 in SA, 100 in QLD, 17 in TAS, 6 in the NT, 19 in the ACT, and 103 in WA.
- 3,321 residents and 1,999 staff currently COVID-19 positive in active outbreaks. Of the residents, 1,115 are in NSW, 992 in Victoria, 317 in SA, 392 in QLD, 93 in TAS, 8 in the NT, 65 in the ACT, and 339 in WA. Of the staff, 510 are in NSW, 447 in Victoria, 272 in SA, 298 in QLD, 37 in TAS, 22 in the NT, 55 in the ACT, and 358 in WA.
- 1,418 reported deaths in 2022 (a total of 2,335 since beginning of pandemic: 686 in 2020; 231 in 2021 and 1,418 in 2022).

Case numbers and numbers of deaths are dependent upon reporting from facilities and validation of deaths from state and territory governments. In some cases this may be delayed, reflecting case numbers reported during a period rather than necessarily occurring during this period.

Determining cause of death rests with the States and Territories. In many cases where the resident has comorbidities, confirming a COVID death may take time and be impacted by findings from coronial inquiries. Reported COVID deaths are subject to change following these inquiries.

Further investigations are underway with State and Territory Governments to confirm 2021 and 2022 numbers reflect official and agreed deaths data.

Given the high caseload in January 2022 cases were not being identified as resolved and had been previously reported as active cases. Instead, all cases associated with active outbreaks (recovered, deceased and active) were being reported.

These numbers are under constant review and confirmation from facilities. Cases are considered to be resolved once a resident or staff member ceases to be symptomatic and has completed their isolation period, in line with national guidance.

An outbreak is considered to be active pending advice from the relevant Public Health Unit. This typically occurs when there are no longer any symptomatic or potentially infectious cases and will occur after the isolation period.

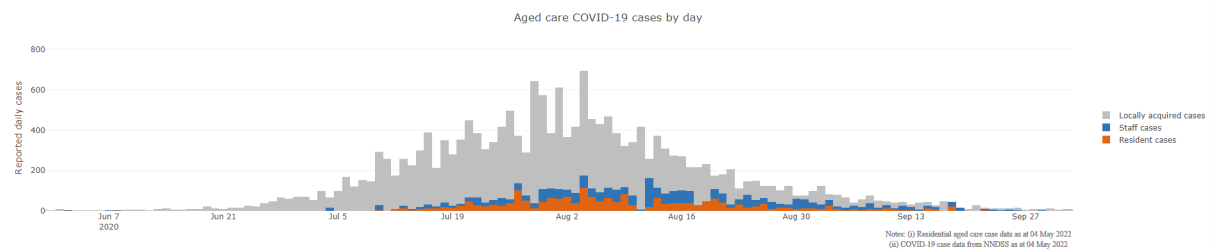
All numbers are subject to further change as additional information is reported to the Department of Health, including directly from providers through the COVID-19 Support Portal on My Aged Care. On 28 February 2022 data collection processes moved from case manager collection to service self-reporting via this online portal.

On 1 April 2022, additional deaths were included following a reconciliation of data provided by New South Wales Health, including 1 in 2020, 5 in 2021 and 58 in 2022.

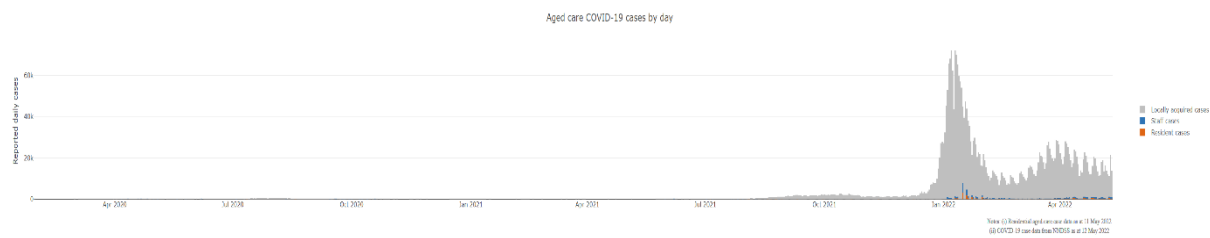
For the purposes of this report, an 'active outbreak' is a facility that has recorded one or more resident or two or more staff cases. This differs from definitions in the *Communicable Disease Network Australia (CDNA) national guidelines for the prevention, control and public health management of COVID-19 outbreaks in residential care facilities in Australia*. Under the CDNA Guidelines, an outbreak is defined as two or more residents or 5 or more staff, resident or visitor cases.

Figure 1: Number of daily reported COVID-19 cases in Australian residential aged care Facilities overlayed with national locally acquired cases³

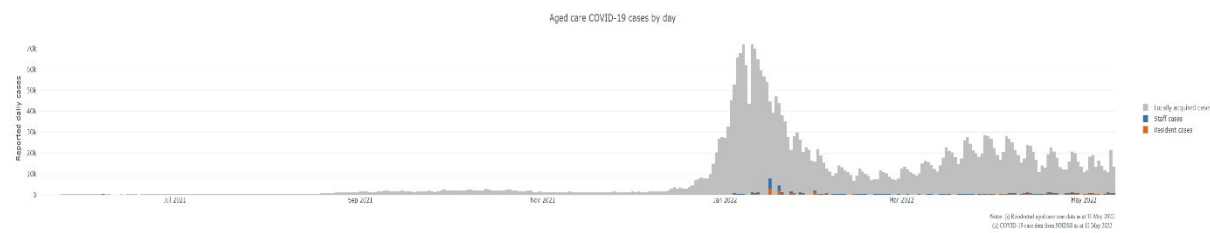
June 2020 to October 2020



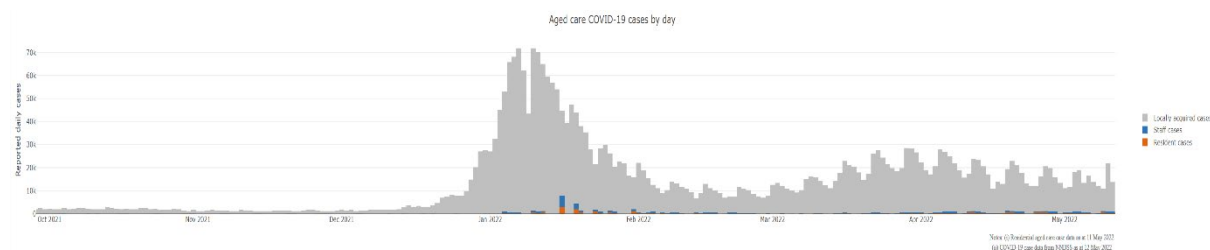
April 2020 to May 2022



June 2021 to May 2022



October 2021 to May 2022



International comparisons

During the COVID-19 pandemic, no country has been able to avoid outbreaks or deaths in residential aged care when there has been widespread community transmission.

The Australian death rate is 1.07% per cent (10.7 in 1,000) against the total number of residential aged care beds across the country. By comparison, Canada has experienced over 7 times the number of deaths in care homes than Australia as at 12 May 2022.

- As at 13 April 2022, Canada has experienced 38,044 deaths. This includes 16,780 deaths at residential in care homes (or 44 per cent).
- 61 per cent of all aged care homes in Canada have had reported cases of COVID-19 in residents or staff (compared to 89 per cent in Australia).

³ National daily cases sourced from NNDSS data and filtered to locally acquired cases. Case numbers reflect the date of reporting which may differ to diagnosis date. Residential aged care facility staff and resident data reflects data reported to the Department of Health. Totals reflect the date of case report and may be affected by delayed reporting.

Workforce in active residential aged care outbreaks

As at 13 May 2022, workforce surge staff have filled 99,406 shifts in aged care services impacted by COVID-19, these shifts include roles for GPs, nurses, care workers, allied health workers, executive and ancillary staff. This includes:

Table 2: Workforce resources supplied to residential aged care facilities

Agency	Resources Supplied (as at 13 May 2022)
State and NACER (National Aged Care Emergency Response) Teams	Tasmanian Government: 7 clinical and 2 support staff. Western Australian Government: 19 clinical personnel and 4 support staff. South Australian Government: 18 clinical personnel and 4 support staff. 12 NACER teams (70 personnel) have been deployed. The deployment of State and NACER teams is now complete.
Recruitment, Consulting, and Staffing Association (RCSA)	Staff supplied to fill 57,504 shifts.
Healthcare Australia	Staff supplied filled 8,563 shifts for workforce surge and 2,295 shifts for NACER teams (now complete).
Mable	Supplied 130 staff to fill 2,711 shifts.
Aspen Medical	16,435 shifts filled, including clinical first responder deployments.
Health X	Supplied 100 staff to fill 8,113 shifts.
Torrens Health	Supplied 3,653 shifts in surge workforce roles.
Residential Aged Care Visitation Assistant (RACVA)	RACVAs completed 2,733 shifts.

As at 12 May 2022, the Australian Defence force (ADF) has 225 personnel deployed across 33 Residential Aged Care Facilities. A cumulative total of 312 facilities have been supported so far.

ADF teams consist of clinical and non-clinical personnel. 10 ADF Independent Medical Teams (consisting of 10 members per team, 100 members total) and 14 Medical Augmentation Teams (consisting of three members per team, 42 members total).

These clinical teams are currently operating in New South Wales, Victoria, Tasmania and Western Australia. Additionally, there is a 10-member Defence Planning and Coordination Team working with the Department of Health in Canberra.

Provision of personal protective equipment (PPE)

A range of resources and online training on the use of PPE is available on the Department's website for aged care workers.

Since March 2020, the Commonwealth Government has been working with state and territory governments to ensure aged care facilities have sufficient PPE. PPE is dispatched both directly from the National Medical Stockpile (NMS) and by jurisdictions on the NMS' behalf, depending on the specific circumstances.

In total, as at 12 May 2022, the NMS has provided residential aged care facilities with approximately:

- 79.4 million masks
- 34.8 million gowns
- 103.2 million gloves
- 27.3 million goggles and face shields
- 220,000 bottles of hand sanitiser
- 39.9 million RAT kits

Testing of aged care residents and staff

Rapid Antigen Testing for Aged Care

The Australian Government, through the Department of Health, made COVID-19 rapid antigen testing (RAT) kits available to residential aged care facilities and short-term restorative care (aged care services) in high transmission-risk areas and experiencing outbreaks.

Since August 2021, 42.9 million RATs have been distributed to aged care facilities. More than 95 million RAT tests have been purchased by the Australian Government and these are being prioritised for aged care.

Sonic Weekly Testing

As at 10 May 2022, under contract with the Commonwealth, Sonic Healthcare has conducted 1,863,821 COVID 19 PCR tests at 3,041 unique residential aged care facilities (RACFs) nationally. Of the 1,863,821 PCR tests conducted, 38,175 have been positive.

Vaccination in Residential Aged Care Facilities

The Australian Government's COVID-19 vaccination program is delivering in-reach vaccine services for aged care residents and workers across Australia, through Commonwealth vaccine providers, primary care and self-vaccination services by aged care providers.

As at 12 May 2022, a total of 540,090 doses of COVID-19 vaccines have been administered to residents in residential aged care facilities.

Oral antiviral treatments

Distribution of the oral anti-viral Lagevrio (Molnupiravir) commenced on 6 February 2022 to all RACFs with outbreak sites prioritised for delivery. The National Medical Stockpile has deployed 48,134 treatment courses of Lagevrio (Molnupiravir) to aged care facilities.

Infection control and audits

The Aged Care Quality and Safety Commission (Commission) conducts a range of site and non-site activities to monitor and assess residential aged care services, including site audits and assessment contacts (site and non-site) (see Table 3 below). In August 2020, the Commission commenced an infection control monitoring (ICM) spot check program in all Australian jurisdictions.

The ICM spot check program involves on-site visits to residential aged care services, without an outbreak, to check compliance with personal protective equipment (PPE) and infection control arrangements. The purpose of the ICM spot check is to observe infection control practices, to ensure that staff, management and visitors were adhering to safe personal

protective equipment protocols and to safe infection control arrangements as required under the quality standards.

As at 12 May 2022, the Commission had conducted 3,581 ICM spot checks to observe infection control practices and PPE protocols in residential aged care facilities.

All residential aged care facilities are required to engage an onsite clinical lead to provide leadership and increase capacity in relation to infection prevention and control.

Under the Commonwealth-State Plan to boost aged care preparedness, states and territories are complementing the activity being undertaken by the Commission through additional site visits by state health services at the local level, which includes work relating to infection prevention and control. These visits are strengthening state health service relationships with local aged care services as part of the standing up of joint health aged care emergency response centres in each jurisdiction.

Table 3: Total Quality Assessment and Monitoring Activities with residential services (including IPC), by type and month 1 March 2020 to 12 May 2022

Regulatory Activities	2019-20 (1 Mar - 30 Jun 2020)	2020-21	2021-22 (to 12 May 2022)	Total
Site visits	318	3,452	1,446	5,216
Non-site activities	3,711	8,390	6,277	18,378
Total activities	4,029	11,842	7,723	23,594

Appendix 1: National residential aged care services with Active outbreaks COVID-19

Please note, information reported in this table has been directly reported to the Department of Health by residential aged care facilities. Total incidents refers to all staff and resident cases associated with the active outbreak and may not reflect the count of currently active cases. Where numbers have been incorrectly reported, facilities are able to correct these in the COVID-19 Support Portal through My Aged Care.

NAPS ID	Service Name	State	Resident Cases	Resident Deaths	Staff Cases	Total Incidents
1195	Adria Village Ltd	Australian Capital Territory	1	0	1	2
1197	BaptistCare Carey Gardens Centre	Australian Capital Territory	0	0	4	4
1206	BaptistCare Griffith	Australian Capital Territory	11	0	31	42
5649	Calvary Haydon Retirement Community	Australian Capital Territory	1	0	4	5
1207	Canberra Aged Care Facility	Australian Capital Territory	61	0	29	90
1209	Fred Ward Gardens	Australian Capital Territory	13	0	17	30
1193	Goodwin Ainslie (Goodwin House)	Australian Capital Territory	2	0	2	4
1194	Goodwin Farrer (George Sautelle House)	Australian Capital Territory	3	0	2	5
5893	IRT Kangara Waters	Australian Capital Territory	27	0	19	46
1210	Jindalee Aged Care Residence	Australian Capital Territory	2	0	8	10
7984	Mona Tait Gardens	Australian Capital Territory	6	0	9	15
1198	Mountain View Aged Care Plus Centre	Australian Capital Territory	1	0	0	1
6571	Pines Living	Australian Capital Territory	0	0	20	20
1188	Southern Cross Care Ozanam Residential Aged Care	Australian Capital Territory	2	0	0	2
1200	St Andrews Village Hostel	Australian Capital Territory	6	1	19	25
6271	Uniting Amala Gordon ACT	Australian Capital Territory	5	0	14	19
1189	Uniting Mirinjani Weston ACT	Australian Capital Territory	16	0	14	30
1196	Villaggio Sant Antonio Hostel	Australian Capital Territory	0	0	20	20
7990	Warrigal Care Calwell	Australian Capital Territory	7	0	4	11
978	Abbey House Aged Care	New South Wales	2	0	12	14
372	Abel Tasman Village	New South Wales	1	0	3	4
1029	Adelene Nursing Home	New South Wales	2	0	0	2
5849	Advantaged Care at Bondi Waters	New South Wales	0	0	3	3
6237	Advantaged Care at Georges Manor	New South Wales	3	0	0	3
7253	Alkira Gardens	New South Wales	0	0	11	11
322	Allawah Lodge	New South Wales	2	0	7	9

NAPS ID	Service Name	State	Resident Cases	Resident Deaths	Staff Cases	Total Incidents
780	Anglican Care C A Brown	New South Wales	45	0	25	70
6568	Anglican Care Kilpatrick Court	New South Wales	37	1	18	55
7272	Anglicare Barry Marsh House	New South Wales	0	0	11	11
22821	Arcare Glenhaven	New South Wales	7	0	1	8
163	Archbold House Aged Care Facility	New South Wales	2	0	0	2
458	Balranald Retirement Hostel	New South Wales	6	0	8	14
5536	Bangalor Retreat	New South Wales	3	0	1	4
79	BaptistCare Cooina Court	New South Wales	0	0	3	3
5	BaptistCare Maranoa Centre - Alstonville	New South Wales	0	0	6	6
5565	BaptistCare Shalom Centre	New South Wales	11	2	2	13
1024	Bathurst Riverview Care Community	New South Wales	1	0	0	1
541	Bayside Residential Aged Care Facility	New South Wales	1	0	1	2
6381	Bayswater Gardens	New South Wales	17	0	4	21
6804	Bella Vista Gardens	New South Wales	39	0	9	48
22953	Blacktown Terrace Care Community	New South Wales	1	0	0	1
28082	BlueWave Living	New South Wales	10	0	31	41
473	Booroongen Djugun Limited	New South Wales	1	0	3	4
22792	Boronia House	New South Wales	4	0	2	6
5396	Buckland	New South Wales	2	0	1	3
6806	Bupa Ballina	New South Wales	22	0	4	26
534	Bupa Banora Point	New South Wales	2	0	6	8
20701	Bupa Seaforth	New South Wales	15	0	7	22
569	Calvary Cessnock Retirement Community	New South Wales	37	4	10	47
350	Calvary Mt Carmel Retirement Community	New South Wales	0	0	2	2
477	Calvary Nazareth Retirement Community	New South Wales	10	1	3	13
1173	Calvary Ryde Retirement Community - Mary Potter Residential Care	New South Wales	0	0	2	2
68	Calvary St Paul's Retirement Community	New South Wales	13	0	4	17

NAPS ID	Service Name	State	Resident Cases	Resident Deaths	Staff Cases	Total Incidents
5869	Cameron Park Care Community	New South Wales	10	1	11	21
386	Cardinal Stepinac Village	New South Wales	21	0	3	24
10914	CASS Residential Aged Care Facility	New South Wales	2	0	4	6
472	Castle Hill Aged Care Home	New South Wales	0	0	2	2
554	Catholic Healthcare Bodington	New South Wales	29	3	18	47
133	Catholic Healthcare George Mockler Hostel	New South Wales	1	0	0	1
82	Catholic Healthcare Jemalong Residential Village	New South Wales	3	0	1	4
1031	Catholic Healthcare Lewisham Nursing Home	New South Wales	43	0	10	53
302	Catholic Healthcare Lewisham Retirement Hostel	New South Wales	17	0	4	21
103	Catholic Healthcare St Bedes Home	New South Wales	8	0	0	8
93	Catholic Healthcare St Francis Aged Care	New South Wales	2	0	0	2
102	Catholic Healthcare St Joseph Aged Care	New South Wales	5	0	1	6
6880	Catholic Healthcare St Peter's Lane Cove North	New South Wales	0	0	4	4
955	Catholic Healthcare The Haven Residential Aged Care	New South Wales	5	0	1	6
400	Charingfield	New South Wales	3	0	2	5
7222	Chiswick Manor Care Community	New South Wales	55	1	10	65
1141	Chow Cho-Poon Nursing Home	New South Wales	24	0	4	28
348	Clelland Lodge	New South Wales	6	0	5	11
5456	Coastal Waters Aged Care	New South Wales	5	0	1	6
1126	Cooina	New South Wales	0	0	2	2
1057	Cooina Nursing Home	New South Wales	1	0	2	3
5467	Courtlands Aged Care Facility	New South Wales	9	0	0	9
22861	Dudley Foord House	New South Wales	1	0	2	3
22789	Dural House Aged Care	New South Wales	3	0	3	6
550	Estia Health Bankstown	New South Wales	3	0	1	4
941	Estia Health Bexley Park	New South Wales	13	0	0	13
5494	Estia Health Dalmeny	New South Wales	16	0	4	20
804	Estia Health Epping - The Poplars	New South Wales	5	0	9	14

NAPS ID	Service Name	State	Resident Cases	Resident Deaths	Staff Cases	Total Incidents
882	Estia Health Manly Vale	New South Wales	3	0	6	9
6382	Estia Health Tea Gardens	New South Wales	4	0	1	5
5462	Estia Health Willoughby	New South Wales	25	0	8	33
294	Feros Village Wommin Bay	New South Wales	4	0	3	7
429	Flinders Court	New South Wales	23	0	1	24
1077	Garden Village	New South Wales	6	1	17	23
556	Garrawarra Centre	New South Wales	33	2	38	71
5611	Gilgandra Multi-Purpose Service	New South Wales	9	0	5	14
508	Glengarry	New South Wales	3	0	1	4
557	Governor Phillip Manor	New South Wales	25	1	10	35
438	Greenhills Lodge	New South Wales	4	0	5	9
25039	HammondCare - Darlinghurst	New South Wales	3	0	2	5
5860	HammondCare - Horsley	New South Wales	1	0	0	1
512	HammondCare - Leighton Lodge	New South Wales	2	0	1	3
442	HammondCare - Princess Juliana Lodge	New South Wales	2	0	1	3
396	HammondCare - The Meadows	New South Wales	2	0	0	2
5592	HammondCare - Woy Woy	New South Wales	4	0	5	9
385	HammondCare Waratah	New South Wales	2	0	0	2
853	Hawkesbury Living Pty Limited	New South Wales	2	0	0	2
6175	Heritage Lodge Assisted Aged Care	New South Wales	3	0	0	3
6803	Hixson Gardens Aged Care Facility	New South Wales	0	0	2	2
738	Hunters Hill Montefiore Home	New South Wales	2	0	26	28
960	Huntingdon Gardens Aged Care Facility	New South Wales	24	0	16	40
5453	Indochinese Aged Care Services	New South Wales	1	0	9	10
359	IRT St Georges Basin	New South Wales	2	0	0	2
175	James Milson Village North Sydney	New South Wales	33	1	6	39
527	James Milson Village Woolwich	New South Wales	8	0	2	10
6383	Japara The Mariner	New South Wales	1	0	3	4

NAPS ID	Service Name	State	Resident Cases	Resident Deaths	Staff Cases	Total Incidents
683	Jesmond Aged Care	New South Wales	1	0	2	3
735	Katoomba Views Care Community	New South Wales	36	2	13	49
691	Lansdowne Aged Care Facility	New South Wales	15	0	4	19
769	Lansdowne Gardens on Wycombe	New South Wales	3	0	2	5
479	Lara Aged Care	New South Wales	20	0	22	42
1148	Laurieton Lakeside Aged Care Residence	New South Wales	5	0	12	17
23615	MacKillop House	New South Wales	5	0	0	5
11	Macquarie Lodge Aged Care Plus Centre	New South Wales	55	1	18	73
239	Maranatha House	New South Wales	22	0	18	40
5856	Mark Moran at Little Bay	New South Wales	4	0	2	6
705	Maroba Nursing Home	New South Wales	9	1	25	34
184	McCauley Lodge	New South Wales	1	0	0	1
370	McLean Care Mackellar Alkira Campus	New South Wales	2	0	1	3
668	Meadowbank Grove Care Community	New South Wales	0	0	3	3
22858	Melva McDonald Lodge	New South Wales	15	0	0	15
1025	Mercy Place Albury	New South Wales	3	0	1	4
621	Milford House Nursing Home	New South Wales	18	0	0	18
885	Mona Vale House	New South Wales	3	0	1	4
520	Montrose Aged Care Plus Centre	New South Wales	2	0	1	3
6962	Moran Engadine	New South Wales	0	0	12	12
1144	Mountainview Nursing Home	New South Wales	16	1	3	19
1072	Mudgee Grove Care Community	New South Wales	25	0	5	30
23	Murray Haven Hostel	New South Wales	1	1	2	3
1158	Narrabeen Glades Care Community	New South Wales	18	0	9	27
1100	Navorina Nursing Home	New South Wales	0	0	4	4
178	Nazareth House Tamworth	New South Wales	4	0	4	8
7212	Newmarch House	New South Wales	4	0	2	6
1028	Norah Head Care Community	New South Wales	1	0	5	6

NAPS ID	Service Name	State	Resident Cases	Resident Deaths	Staff Cases	Total Incidents
55	Nuffield Village	New South Wales	1	0	3	4
162	Our Lady Of Consolation Home	New South Wales	20	0	7	27
722	Our Lady Of Consolation Nursing Home	New South Wales	26	0	7	33
6899	Pathways Sailors Bay	New South Wales	2	0	2	4
5943	Pembroke Lodge	New South Wales	9	0	5	14
444	Peninsula Villages Ltd	New South Wales	1	0	0	1
339	Peter Sinclair Gardens	New South Wales	19	0	7	26
6214	Randwick Montefiore Home	New South Wales	4	0	8	12
1155	Raymond Terrace Gardens Care Community	New South Wales	25	0	11	36
6158	Redleaf Manor Aged Care	New South Wales	2	0	0	2
5578	Regis Port Stephens	New South Wales	1	0	6	7
1187	Regis Rose Bay	New South Wales	1	0	0	1
354	Remembrance Village	New South Wales	12	0	7	19
1114	RFBI Bellingen Masonic Village	New South Wales	25	0	9	34
7971	RFBI Dubbo Masonic Village	New South Wales	13	1	2	15
449	RFBI Goulburn Masonic Village	New South Wales	3	0	8	11
6223	RFBI Leeton Masonic Village	New South Wales	6	0	4	10
1097	RFBI Moonbi Masonic Village - Moonby	New South Wales	0	0	4	4
784	Roseneath Aged Care Centre Pty Ltd	New South Wales	7	1	7	14
1174	Russian Relief Association of St Sergius of Radonezh	New South Wales	5	0	4	9
1147	Scalabrini Village Allambie Heights	New South Wales	13	0	6	19
1111	Scalabrini Village Griffith	New South Wales	31	0	14	45
523	Southern Cross Care Greystanes Residential Aged Care	New South Wales	3	0	0	3
130	Southern Cross Care John Woodward Residential Aged Care	New South Wales	7	0	4	11
189	Southern Cross Care North Turramurra Residential Aged Care	New South Wales	2	0	0	2
94	Southern Cross Care St Catherine's Residential Aged Care	New South Wales	1	0	2	3
443	Southern Cross Care St Joseph's Residential Aged Care	New South Wales	2	0	4	6
19425	St Charbel's Care Centre	New South Wales	10	0	2	12

NAPS ID	Service Name	State	Resident Cases	Resident Deaths	Staff Cases	Total Incidents
39	St Elizabeth Home	New South Wales	0	0	2	2
931	St George Aged Care Centre	New South Wales	0	0	3	3
1137	St Hedwig Village	New South Wales	1	0	0	1
586	St Josephs Nursing Home	New South Wales	1	0	11	12
413	St Vincent's Care Services Yennora	New South Wales	20	2	14	34
22733	Strathearn House	New South Wales	5	0	3	8
6961	SummitCare Baulkham Hills	New South Wales	1	0	0	1
883	SummitCare Canley Vale	New South Wales	32	0	9	41
535	SummitCare Penrith	New South Wales	10	0	6	16
5970	SWIAA Gardens	New South Wales	8	0	4	12
1149	Tarragal House	New South Wales	1	0	1	2
519	The Donald Coburn Centre	New South Wales	3	0	0	3
909	The Manor Fairfield East	New South Wales	4	0	0	4
96	The Pioneers Lodge	New South Wales	1	0	0	1
26579	The Village by Scalabrini	New South Wales	23	0	5	28
669	The Whiddon Group - Glenfield	New South Wales	154	7	134	288
259	The Whiddon Group - Glenfield - Easton Park	New South Wales	2	2	80	82
101	The Whiddon Group - Hornsby	New South Wales	1	0	1	2
234	The Whiddon Group - Narrabri - Robert Young	New South Wales	1	0	6	7
1150	The Whiddon Group - Temora	New South Wales	0	0	2	2
312	The Whiddon Group - Weeronga	New South Wales	2	0	0	2
213	Thomas Eccles Gardens	New South Wales	6	1	11	17
286	Touriandi Limited	New South Wales	4	0	4	8
1157	Tweed Valley Care Community	New South Wales	8	0	0	8
604	Uniting Abrina Ashfield	New South Wales	2	0	1	3
116	Uniting Annesley Haberfield	New South Wales	39	0	4	43
248	Uniting Banks Lodge Peakhurst	New South Wales	13	0	5	18
6378	Uniting Berry	New South Wales	7	0	4	11

NAPS ID	Service Name	State	Resident Cases	Resident Deaths	Staff Cases	Total Incidents
89	Uniting Caroono Jarman Goonellabah	New South Wales	9	1	3	12
908	Uniting Caroono Marima Goonellabah	New South Wales	0	0	3	3
1059	Uniting Edinglassie Emu Plains	New South Wales	10	0	16	26
1044	Uniting Gerringong	New South Wales	1	0	0	1
238	Uniting Hawkesbury Richmond	New South Wales	26	0	15	41
36	Uniting Narla Belmont North	New South Wales	10	0	9	19
140	Uniting Osborne House Nowra	New South Wales	1	0	0	1
6218	Uniting Quong Tart Ashfield	New South Wales	2	0	1	3
491	Uniting Ronald Coleman Lodge Woollahra	New South Wales	0	0	3	3
167	Uniting Springwood	New South Wales	0	0	2	2
483	Uniting The Garrison Mosman	New South Wales	1	0	0	1
37	Uniting Wesley Gardens Belrose	New South Wales	75	0	3	78
990	Uniting Wesley Gardens Belrose	New South Wales	4	0	0	4
849	Uniting Westmead	New South Wales	4	0	4	8
142	Uniting Wontama Orange	New South Wales	16	1	4	20
105	Vincent Court	New South Wales	12	0	2	14
753	Wahroonga House	New South Wales	31	1	1	32
831	Wahroonga Place Care Community	New South Wales	2	0	1	3
27479	Wallah Point Care Community	New South Wales	0	0	2	2
592	Wallsend Aged Care Facility	New South Wales	15	0	5	20
5823	Warialda Multi-Purpose Service	New South Wales	2	0	2	4
792	Warrigal Care Goulburn	New South Wales	63	4	46	109
5705	Warrigal Wollongong	New South Wales	16	0	2	18
799	Waterview Aged Care Facility	New South Wales	6	0	0	6
76	Wesley Tebbutt	New South Wales	3	0	10	13
764	Whitehall Nursing Home	New South Wales	7	0	1	8
5700	William Cape Gardens	New South Wales	1	0	0	1
280	Woollahra Montefiore Home	New South Wales	9	0	5	14

NAPS ID	Service Name	State	Resident Cases	Resident Deaths	Staff Cases	Total Incidents
368	Yallabee Lodge	New South Wales	2	0	4	6
419	Yallabee Lodge	New South Wales	10	0	11	21
991	Yallaroo	New South Wales	1	0	0	1
4398	Katherine Hostel	Northern Territory	0	0	5	5
6286	Mulakunya Flexible Aged Care Service (Nguuiu)	Northern Territory	3	0	0	3
23335	Nganampa Ngura Mutitjulu-nya (Mutitjulu Flexilbe Aged Care Service)	Northern Territory	0	0	2	2
4391	Old Timers	Northern Territory	3	0	6	9
6815	Pearl Supported Care	Northern Territory	10	2	20	30
5397	Regis Tiwi	Northern Territory	27	1	43	70
3441	Akooramak Care of Older Persons	Queensland	8	0	2	10
5171	Anam Cara	Queensland	0	0	7	7
3600	Anglicare SQ Kirami Home for the Aged	Queensland	7	0	15	22
3911	Anglicare SQ St Martin's Nursing Home	Queensland	25	0	6	31
3705	Arcare Eight Mile Plains	Queensland	28	0	9	37
23009	Arcare Taigum	Queensland	36	0	8	44
23017	Aspley Aged Care	Queensland	5	0	8	13
7190	Augathella Multipurpose Health Service	Queensland	4	0	1	5
3753	BallyCara Aged Care	Queensland	2	0	1	3
5884	Berrinba Greens Care Community	Queensland	1	0	0	1
3554	Blue Care Alexandra Hills Nandeebie Aged Care Facility	Queensland	16	1	8	24
3746	Blue Care Flinders View Nowlanvil Aged Care Facility	Queensland	41	1	30	71
12324	Blue Care Hollingsworth Elders Village	Queensland	10	0	4	14
3815	Blue Care Kenmore Aged Care Facility	Queensland	5	0	0	5
3479	Blue Care Mackay Homefield Aged Care Facility	Queensland	13	0	12	25
3507	Blue Care Toogoolawah Alkira Aged Care Facility	Queensland	14	0	19	33
3399	Blue Care Townsville Mt Louisa Aged Care Facility	Queensland	1	0	0	1
3608	Bolton Clarke Centaur	Queensland	1	0	0	1

NAPS ID	Service Name	State	Resident Cases	Resident Deaths	Staff Cases	Total Incidents
3706	Bolton Clarke Fairways	Queensland	12	1	6	18
3428	Bolton Clarke Farnorha	Queensland	7	1	7	14
3438	Bolton Clarke Fernhill	Queensland	3	0	6	9
3610	Bolton Clarke Galleon Gardens	Queensland	13	0	14	27
3639	Bolton Clarke Inverpine	Queensland	10	0	7	17
5643	Bolton Clarke Moreton Shores	Queensland	0	0	7	7
3403	Brookfield Green	Queensland	10	0	4	14
3792	Bupa New Farm	Queensland	44	0	10	54
5584	Burpengary Gardens Care Community	Queensland	1	0	1	2
3634	Capricorn Adventist Retirement Village	Queensland	2	0	8	10
3405	Carinity Hilltop	Queensland	28	1	7	35
7352	Casa D'amore Apartments	Queensland	12	0	4	16
3414	Churches of Christ Bribie Aged Care Service	Queensland	5	0	0	5
3878	Churches of Christ Brig-o-doon Aged Care Service	Queensland	1	0	0	1
3415	Churches of Christ Fassifern Aged Care Service	Queensland	15	0	8	23
26595	Churches of Christ Warwick Aged Care Service	Queensland	5	0	2	7
5828	Cloncurry Hospital	Queensland	2	0	0	2
27917	Cunnamulla Multi-Purpose Service	Queensland	1	0	8	9
3591	De Paul Villa Aged Care	Queensland	16	1	8	24
3908	Dovetree	Queensland	12	0	1	13
22894	Estia Health Maroochydore	Queensland	12	0	6	18
3903	Estia Health Mudgeeraba	Queensland	24	0	22	46
5645	Glasshouse Views	Queensland	24	1	14	38
6816	Harbour Quays Residential Aged Care	Queensland	3	0	7	10
3543	Immanuel Gardens	Queensland	7	0	9	16
23484	Infinite Care Edmonton Gardens	Queensland	25	0	13	38
25034	Infinite Care Ipswich	Queensland	0	0	2	2
22922	Infinite Care Mount Lofty	Queensland	12	1	5	17

NAPS ID	Service Name	State	Resident Cases	Resident Deaths	Staff Cases	Total Incidents
3884	Japara Noosa	Queensland	5	0	12	17
5885	Jeta Gardens Aged Care Facility	Queensland	1	0	18	19
22884	Kawana Waters Care Community	Queensland	5	0	1	6
3650	Keperra Sanctuary Hostel	Queensland	4	0	1	5
8008	Kerrisdale Gardens	Queensland	10	0	8	18
3828	Loreto	Queensland	1	0	3	4
3472	McLean Care CWA House	Queensland	16	0	5	21
3536	MiCare Prins Willem Alexander Lodge	Queensland	2	0	0	2
3698	Morayfield Grove Care Community	Queensland	2	0	0	2
3453	Nazareth Residential Aged Care	Queensland	1	0	2	3
26938	Newstead Grand Care Community	Queensland	7	0	4	11
22881	North Lakes Terrace Care Community	Queensland	54	3	17	71
3358	Oxley Grove Care Community	Queensland	2	0	3	5
19391	Ozcare - Hervey Bay	Queensland	10	0	17	27
3460	Ozcare Keith Turnbull Place	Queensland	8	0	6	14
23596	Ozcare Mackay	Queensland	25	2	8	33
3801	Ozcare Magdalene Villa Aged Care Facility	Queensland	0	0	2	2
5534	Ozcare Ozanam Villa - Burleigh	Queensland	29	1	12	41
3834	Ozcare Palm Lodge	Queensland	36	1	17	53
7007	Palm Lake Bethania Aged Care Facility	Queensland	1	0	6	7
3672	Paradise Lakes Care Centre	Queensland	8	0	1	9
3411	Pine Lodge Home for the Aged	Queensland	9	0	12	21
3499	PresCare - Alexandra Gardens	Queensland	5	0	0	5
3468	Pyramid Residential Care Centre	Queensland	2	0	3	5
3741	Regis Ayr North	Queensland	1	0	0	1
7350	Regis Chelmer	Queensland	10	0	22	32
26622	Regis Lutwyche	Queensland	15	0	9	24
3674	Regis Maroochydore	Queensland	3	0	1	4

NAPS ID	Service Name	State	Resident Cases	Resident Deaths	Staff Cases	Total Incidents
3477	Regis Redlynch	Queensland	8	0	6	14
5172	Regis Salisbury	Queensland	1	0	2	3
3881	Regis Sandgate - Lucinda	Queensland	1	0	0	1
3532	Regis Sandgate - Musgrave	Queensland	3	0	2	5
3450	Regis Whitfield	Queensland	4	0	3	7
3686	Regis Wynnum	Queensland	3	0	6	9
7416	Seabrae Manor	Queensland	16	0	16	32
3886	Southern Cross Care Allora	Queensland	4	0	4	8
3626	Southern Cross Care Edens Landing - Connolly Court	Queensland	1	0	0	1
3471	Southern Cross Care Holland Park - Duhig Village	Queensland	1	0	12	13
3812	St Mary's Aged Care	Queensland	22	0	14	36
3451	St Vincent Care Services Carseldine	Queensland	13	0	5	18
3617	St Vincent's Care Services Gympie	Queensland	0	0	3	3
3766	The Brodribb Home	Queensland	5	0	0	5
3868	The Good Shepherd Nursing Home	Queensland	1	0	17	18
7242	The Menzies @ Pacific Paradise	Queensland	2	0	7	9
3842	TriCare Labrador Aged Care Residence	Queensland	11	0	5	16
3863	TriCare Mt Gravatt Aged Care Residence	Queensland	21	0	1	22
3893	TriCare Pimpama Aged Care Residence	Queensland	7	0	4	11
3861	TriCare Toowoomba Aged Care Residence	Queensland	1	0	0	1
3487	Trinder Park	Queensland	1	0	0	1
27051	Village Coorparoo Aged Care	Queensland	8	0	14	22
3527	Wheller Gardens - Emmaus Village	Queensland	0	0	2	2
3526	Wheller Gardens - John Wesley Gardens	Queensland	1	0	4	5
3442	Wongaburra Garden Settlement Hostel	Queensland	24	1	11	35
3553	Woombye Care	Queensland	2	0	2	4
4388	ACH Group Residential Care - Colton Court	South Australia	7	0	2	9
5981	ACH Group Residential Care - Highercombe	South Australia	4	0	0	4

NAPS ID	Service Name	State	Resident Cases	Resident Deaths	Staff Cases	Total Incidents
4252	ACH Group Residential Care - Kapara	South Australia	25	1	0	25
4038	ACH Group Residential Care - Perry Park (low care)	South Australia	6	0	1	7
4031	Aldersgate Aged Care Services	South Australia	15	0	2	17
4342	All Care Aged Care The Vales	South Australia	1	0	2	3
4340	Alwyndor Aged Care	South Australia	1	0	6	7
4153	Aminya Village Hostel	South Australia	32	3	24	56
4257	Ananda Hope Valley Residential Care	South Australia	63	4	33	96
4371	AnglicareSA Elizabeth East	South Australia	42	1	21	63
4338	AnglicareSA Trott Park	South Australia	46	1	16	62
4149	Ashman Grove Aged Care Hostel	South Australia	13	0	18	31
4040	Barossa Village Incorporated	South Australia	15	0	17	32
4091	Barunga Village Incorporated	South Australia	14	0	25	39
4072	Belalie Lodge	South Australia	13	0	7	20
4324	Boandik Kessal	South Australia	2	0	4	6
4166	Bonney Lodge	South Australia	15	0	15	30
4344	Bucklands Residential Care	South Australia	21	1	11	32
4150	Bupa Enfield	South Australia	8	0	10	18
4262	Calvary Flora McDonald Retirement Community	South Australia	28	1	16	44
4116	Calvary St Catherine's Retirement Community	South Australia	2	0	2	4
5628	Ceduna MPS	South Australia	0	0	3	3
4055	Charles Young Residential Care Centre	South Australia	25	1	6	31
4049	Clayton Church Homes - Magill	South Australia	6	0	10	16
4277	Clayton Church Homes - Onkaparinga Valley	South Australia	26	2	13	39
5338	Disability SA Northgate	South Australia	17	0	6	23
4156	Dunbar Homes Salisbury	South Australia	5	0	3	8
4159	Edenfield Family Care	South Australia	21	0	5	26
4382	Edenfield Family Care - Nerrilda	South Australia	3	0	5	8
4200	Eldercare Acacia Court	South Australia	29	1	6	35

NAPS ID	Service Name	State	Resident Cases	Resident Deaths	Staff Cases	Total Incidents
4196	Eldercare Allambi	South Australia	44	0	36	80
4137	Eldercare Sash Ferguson	South Australia	7	0	6	13
5797	Eldercare Seaford	South Australia	14	1	11	25
4197	Eldercare The Lodge	South Australia	25	1	13	38
4356	Estia Health Craigmore	South Australia	1	0	4	5
4202	Estia Health Encounter Bay	South Australia	0	0	2	2
4296	Estia Health Golden Grove	South Australia	14	0	4	18
4217	Estia Health Hope Valley	South Australia	0	0	2	2
4023	Estia Health Kadina	South Australia	6	0	0	6
4270	Estia Health Kensington Gardens	South Australia	15	1	11	26
5558	Estia Health Salisbury East	South Australia	18	0	0	18
4064	Fullarton Lutheran Homes	South Australia	33	1	49	82
4110	Fullarton Residential Care	South Australia	0	0	3	3
4363	Gaynes Park Manor	South Australia	0	0	2	2
4236	Glenrose Court	South Australia	5	1	3	8
4022	Hawdon House	South Australia	5	0	2	7
4242	Helping Hand Aged Care - Doreen Bond House	South Australia	13	1	32	45
22996	Helping Hand Aged Care - Golden Grove	South Australia	14	2	13	27
4017	Helping Hand Aged Care - Ingle Farm	South Australia	1	0	6	7
7077	Helping Hand Aged Care - Lightsview	South Australia	2	0	2	4
5407	Helping Hand Aged Care - Mawson Lakes Facility	South Australia	0	0	9	9
4378	Helping Hand Aged Care - Parafield Gardens	South Australia	1	0	9	10
4059	Holly Residential Care Centre	South Australia	2	0	0	2
8023	Jamestown Hospital and Health Service	South Australia	1	0	2	3
4230	Japara Brighton	South Australia	1	0	11	12
4307	Japara Oaklands	South Australia	1	0	4	5
5545	Japara The Homestead	South Australia	31	0	2	33
4071	Kalyra Belair Aged Care	South Australia	24	3	14	38

NAPS ID	Service Name	State	Resident Cases	Resident Deaths	Staff Cases	Total Incidents
5262	Keith & District Hospital Inc	South Australia	1	0	1	2
4365	Klemzig Residential Care Services	South Australia	55	6	26	81
4374	Lerwin Nursing Home	South Australia	14	2	16	30
4151	LHI Hope Valley	South Australia	10	2	7	17
5357	Little Para Hostel	South Australia	2	0	0	2
4086	Longridge Aged Care	South Australia	4	0	8	12
23160	Lower North - Burra MPS	South Australia	5	0	5	10
4372	Marten Residential Care Centre	South Australia	32	0	11	43
4043	Mary Cecelia Hart Court Hostel	South Australia	1	0	3	4
5538	McCracken Views Residential Care	South Australia	14	1	4	18
4225	Melaleuca Court Nursing Home	South Australia	5	0	4	9
23171	Mid West - Streaky Bay MPS	South Australia	4	0	2	6
4109	Mount Carmel Residential Care	South Australia	9	0	4	13
4139	Nalya Lodge Hostel	South Australia	1	0	3	4
4335	Naracoorte Health Service	South Australia	1	0	0	1
4331	North Eastern Community Nursing Home	South Australia	17	1	9	26
8021	Oakfield Lodge Residential Care	South Australia	1	0	6	7
4284	Olive Grove Aged Care	South Australia	1	0	0	1
5555	Onkaparinga Lodge Residential Care	South Australia	1	0	2	3
4087	Orroroo Community Home	South Australia	0	0	3	3
4301	Parkrose Village	South Australia	2	0	3	5
4354	Parkview Aged Care	South Australia	1	0	14	15
7963	Port Pirie Regional Health Service - Hammill House	South Australia	0	0	3	3
4102	Regis Burnside	South Australia	44	4	0	44
4289	Regis Marleston	South Australia	1	0	0	1
4280	Regis Playford	South Australia	5	1	0	5
4144	Rembrandt Court	South Australia	1	0	0	1
4092	Renmark & Paringa District Hospital Hostel	South Australia	3	1	4	7

NAPS ID	Service Name	State	Resident Cases	Resident Deaths	Staff Cases	Total Incidents
4345	Renmark Nursing Home	South Australia	1	0	0	1
22823	Resthaven Aberfoyle Park	South Australia	0	0	4	4
4093	Resthaven Bellevue Heights	South Australia	20	1	29	49
5296	Resthaven Craigmore	South Australia	0	0	3	3
4255	Resthaven Malvern	South Australia	4	0	11	15
4254	Resthaven Mitcham	South Australia	1	0	15	16
6921	Resthaven Mount Gambier	South Australia	3	0	14	17
4098	Resthaven Murray Bridge	South Australia	0	0	6	6
4347	Resthaven Paradise	South Australia	0	0	14	14
7451	Resthaven Port Elliot	South Australia	3	0	8	11
4309	Resthaven Westbourne Park	South Australia	12	0	25	37
4079	Restvale Hostel	South Australia	3	0	3	6
4186	Reynella Lodge	South Australia	5	0	0	5
4141	Ridgehaven Residential Care Centre	South Australia	56	5	12	68
4132	Ridleyton Greek Home for the Aged	South Australia	19	0	17	36
4383	Rose Court Aged Care Facility	South Australia	32	1	19	51
4312	Ross Robertson Memorial Care Centre	South Australia	0	0	2	2
5554	Sandpiper Lodge Residential Care	South Australia	21	0	11	32
4183	Smithfield Residential Care Centre	South Australia	4	0	2	6
4326	Somerton Residential Care Centre	South Australia	3	0	4	7
4157	St Basil's at Croydon Park	South Australia	17	0	10	27
4237	St Basil's at St Peters	South Australia	9	0	1	10
4263	St Louis Nursing Home	South Australia	3	0	1	4
4174	St Pauls Lutheran Hostel	South Australia	3	0	29	32
4124	St Raphaels Home For The Aged	South Australia	12	1	7	19
4376	Star Of The Sea Home For The Aged	South Australia	3	0	17	20
4375	The Claridge Residential Care	South Australia	43	4	21	64
4107	The Philip Kennedy Centre Residential Care	South Australia	0	0	4	4

NAPS ID	Service Name	State	Resident Cases	Resident Deaths	Staff Cases	Total Incidents
6263	Tullawon Aged Care	South Australia	14	0	3	17
4268	UnitingSA West Lakes	South Australia	4	0	2	6
6873	Waikerie MPS	South Australia	4	0	5	9
6258	Wami Kata Old Folks Home	South Australia	1	0	2	3
5460	War Veterans Home Myrtle Bank	South Australia	1	0	0	1
4089	Wesley House	South Australia	9	0	10	19
6488	Barossa Park Lodge	Tasmania	38	0	9	47
5017	Coroneagh Park	Tasmania	2	0	1	3
4997	Corumbene Hostel	Tasmania	5	0	2	7
5354	Freemasons Nursing Home	Tasmania	18	0	5	23
4999	Hawthorn Village	Tasmania	30	0	8	38
5072	Meercroft Care	Tasmania	23	0	12	35
5077	Mt St Vincent	Tasmania	21	0	11	32
5097	Regis Tasmania - Eastern Shore	Tasmania	51	1	9	60
5026	Regis Tasmania - Legana	Tasmania	1	0	2	3
5031	Regis Tasmania - Norwood	Tasmania	1	0	0	1
5024	Rivulet	Tasmania	12	0	3	15
5987	Rubicon Grove	Tasmania	2	0	0	2
5027	Sandown Apartments	Tasmania	4	0	10	14
5400	Snug Village	Tasmania	4	0	12	16
5040	Toosey Aged and Community Care	Tasmania	3	0	2	5
5086	Umina Park Home For The Aged	Tasmania	3	0	0	3
5006	Yaraandoo Hostel	Tasmania	11	0	1	12
2227	70 Lowe Street	Victoria	11	0	6	17
2823	Allanvale Private Nursing Home	Victoria	10	0	3	13
23256	Alpine Health - Hawthorn Village	Victoria	13	0	3	16
3043	Anzac Lodge Private Nursing Home	Victoria	9	0	0	9
5845	Arcare Burnside	Victoria	2	0	0	2

NAPS ID	Service Name	State	Resident Cases	Resident Deaths	Staff Cases	Total Incidents
5936	Arcare Carnegie	Victoria	3	0	1	4
1987	Arcare Cheltenham	Victoria	16	0	7	23
27292	Arcare Essendon	Victoria	2	0	0	2
2637	Arcare Knox	Victoria	12	0	8	20
5920	Arcare Maidstone	Victoria	3	0	0	3
2735	Arcare Malvern East	Victoria	8	0	1	9
16434	Arcare Parkview Malvern East	Victoria	3	0	0	3
2008	Arcare Reservoir	Victoria	15	1	1	16
2324	Arcare Sydenham	Victoria	1	0	0	1
1932	Arpad Aged Care	Victoria	1	0	0	1
1785	Ashleigh House Hostel	Victoria	34	1	16	50
2122	Assisi Centre Aged Care	Victoria	29	0	10	39
8029	Aurum Plenty	Victoria	2	0	7	9
5433	Aurum Reservoir	Victoria	7	0	2	9
2163	Bairnsdale Regional Health Service	Victoria	3	0	0	3
5353	Baptcare - Karana Community	Victoria	15	0	0	15
2059	Baptcare - Northaven Community	Victoria	6	0	1	7
3059	Baptcare - St Hilary's Community	Victoria	1	0	0	1
2346	Baptcare - Westhaven Community	Victoria	17	0	2	19
1788	Benetas Broughton Hall	Victoria	2	0	0	2
1881	Benetas Lovell House	Victoria	11	0	1	12
1916	Benetas St Laurence Court - Kangaroo Flat	Victoria	3	0	0	3
2040	Bindaree Retirement Centre	Victoria	5	0	4	9
2675	BlueCross Gardenia	Victoria	32	0	8	40
2679	BlueCross Hilltop	Victoria	2	0	2	4
1929	BlueCross Livingstone Gardens	Victoria	2	0	0	2
5463	BlueCross Monterey	Victoria	4	0	0	4
6916	BlueCross Scotchmans Creek	Victoria	7	0	7	14

NAPS ID	Service Name	State	Resident Cases	Resident Deaths	Staff Cases	Total Incidents
23184	BlueCross Sheridan Hall Caulfield	Victoria	20	1	2	22
5926	BlueCross The Boulevard	Victoria	6	0	1	7
5478	BlueCross Western Gardens	Victoria	1	0	0	1
5988	BlueCross Willowmeade	Victoria	11	0	1	12
3018	Brimlea Aged Care	Victoria	1	0	0	1
5392	Bupa Barrabool	Victoria	4	1	1	5
5305	Bupa Bendigo	Victoria	1	0	0	1
5702	Bupa Greensborough	Victoria	15	0	3	18
6835	Bupa Mildura	Victoria	13	0	1	14
2146	Bupa Windsor	Victoria	2	0	0	2
5931	Camberwell Gardens	Victoria	1	0	1	2
1778	Carinya Lodge Hostel	Victoria	3	0	5	8
2698	Carrum Downs Private Nursing Home	Victoria	3	0	0	3
5760	CCSSCI - On Luck Chinese Nursing Home	Victoria	11	0	21	32
2716	Centennial Lodge	Victoria	11	0	0	11
27664	Charles Brownlow Retirement Village	Victoria	7	0	8	15
2014	Cheltenham Manor	Victoria	1	0	0	1
6797	Chestnut Gardens Aged Care Home	Victoria	14	0	8	22
3052	Clarinda on the Park	Victoria	2	0	0	2
22872	Clifton Views	Victoria	2	0	0	2
2134	Coppin Centre	Victoria	3	0	0	3
2949	Darlingford Upper Goulburn Nursing Home	Victoria	12	0	8	20
2632	Deloraine Private Nursing Home	Victoria	12	0	2	14
1769	Dorothy Impey Home	Victoria	1	0	0	1
6909	Doutta Galla Footscray Aged Care Facility	Victoria	11	0	0	11
2300	Doutta Galla Queens Park Aged Care Facility	Victoria	24	0	4	28
8030	Embracia Moonee Valley	Victoria	20	0	0	20
22843	Epping Gardens	Victoria	5	0	3	8

NAPS ID	Service Name	State	Resident Cases	Resident Deaths	Staff Cases	Total Incidents
2840	Estia Health Altona Meadows	Victoria	15	1	4	19
5924	Estia Health Bannockburn	Victoria	1	0	0	1
2304	Estia Health Dandenong	Victoria	43	0	14	57
2314	Estia Health Heidelberg West	Victoria	1	0	0	1
1956	Estia Health Knoxfield	Victoria	28	0	5	33
2662	Estia Health Oakleigh East	Victoria	2	0	7	9
2644	Estia Health Victoria Heights	Victoria	30	1	16	46
5724	Estia Health Wodonga	Victoria	5	0	2	7
2999	Estia Health Yarra Valley	Victoria	0	0	4	4
1977	Fairway Bayside Aged Care	Victoria	13	0	15	28
1855	Faversham House	Victoria	16	0	0	16
1936	Garden View Court Hostel	Victoria	2	0	0	2
2289	Gibson Street Complex	Victoria	4	0	1	5
5379	Glengollan Village	Victoria	14	0	4	18
2624	Grace Villa Aged Care	Victoria	1	0	0	1
2197	Grant Lodge Aged Care Facility	Victoria	6	1	1	7
3028	Gregory Lodge	Victoria	20	1	0	20
2209	Grutzner House	Victoria	9	0	8	17
2020	Hailey House Hostel	Victoria	8	0	0	8
2334	HammondCare - Caulfield Village	Victoria	5	0	0	5
2186	HammondCare - The Glens	Victoria	5	0	0	5
2148	Harmony Village Inc	Victoria	36	0	7	43
1940	Havilah Hostel	Victoria	0	0	2	2
5590	Heritage Gardens	Victoria	6	0	1	7
1813	Jacaranda House Hostel	Victoria	15	0	0	15
2933	Jack Lonsdale Lodge	Victoria	1	0	1	2
2263	James Barker House	Victoria	22	0	15	37
2031	James Thomas Court	Victoria	3	0	0	3

NAPS ID	Service Name	State	Resident Cases	Resident Deaths	Staff Cases	Total Incidents
2288	Japara Balmoral Grove	Victoria	0	0	8	8
2791	Japara Bonbeach	Victoria	13	0	3	16
2769	Japara Central Park	Victoria	7	0	2	9
2010	Japara Elouera	Victoria	1	0	1	2
3026	Japara Goonawarra	Victoria	6	0	2	8
5313	Japara Kelaston	Victoria	2	0	2	4
1992	Japara Kingston Gardens	Victoria	2	0	0	2
2891	Japara Lakes Entrance	Victoria	24	1	10	34
27689	Japara Trugo Place	Victoria	20	0	2	22
2674	Jewish Care (VIC) Inc Residential Homes Carnegie	Victoria	8	0	0	8
27480	John Flynn Retirement Village	Victoria	1	0	0	1
2050	Johnson-Goodwin Memorial Homes	Victoria	6	0	3	9
2233	Karana	Victoria	4	0	2	6
2807	Kensington Grange	Victoria	1	0	0	1
2309	Lakes Entrance Care Community	Victoria	3	0	3	6
2082	Lakeview Lodge Hostel	Victoria	1	0	3	4
2015	Liscombe House	Victoria	16	0	1	17
2169	Little Sisters of the Poor St Joseph's Home	Victoria	1	0	2	3
2211	Lyndoch Nursing Home	Victoria	9	0	14	23
2893	MannaCare - Cassia House	Victoria	7	0	3	10
2282	MannaCare - Doncaster Melaleuca Lodge	Victoria	4	0	7	11
1767	Manor Court Werribee Aged Care Ltd	Victoria	0	0	2	2
1951	Martin Luther Homes	Victoria	34	1	2	36
2284	Meadow Heights Care Community	Victoria	13	0	0	13
1782	mecwacare Noel Miller Centre	Victoria	43	0	11	54
6839	mecwacare Squires Place	Victoria	4	0	0	4
2252	mecwacare Trescowthick Centre	Victoria	1	0	0	1
2308	Melville Grange Hostel	Victoria	40	0	3	43

NAPS ID	Service Name	State	Resident Cases	Resident Deaths	Staff Cases	Total Incidents
2877	Mercy Health Bethlehem Home For The Aged	Victoria	2	0	0	2
1833	Mercy Place Fernhill	Victoria	11	0	2	13
2994	Mercy Place Montrose	Victoria	1	0	1	2
2932	Mercy Place Rosebud	Victoria	2	0	0	2
2808	Mercy Place Shepparton	Victoria	8	0	3	11
1978	Mercy Place Templestowe	Victoria	10	0	2	12
1926	MiCare Avondrust Lodge	Victoria	1	0	7	8
7525	Moran Roxburgh Park	Victoria	4	0	1	5
5418	Mornington Bay Care Community	Victoria	28	1	8	36
2221	Morrie Evans Wing Nursing Home	Victoria	4	0	4	8
2113	Moyne Health Services-Moyneyana House	Victoria	4	0	5	9
5347	Myrtleford Lodge Aged Care	Victoria	5	0	3	8
2867	Natimuk BNH-Nursing Home Annexe	Victoria	10	1	4	14
2879	Nazareth House Ballarat	Victoria	12	0	14	26
6492	Newmans on the Park	Victoria	71	0	16	87
1972	Oaklea Hall	Victoria	18	2	36	54
5351	Olivet Aged Persons Home	Victoria	8	0	2	10
2100	Ottrey Lodge	Victoria	9	0	7	16
1935	Outlook Gardens Aged Care	Victoria	2	0	1	3
3038	Paynesville Gardens Care Community	Victoria	1	0	0	1
7103	Peninsula Grange Aged Care	Victoria	1	0	0	1
1887	Prom Country Aged Care	Victoria	4	0	0	4
7104	Rathdowne Place	Victoria	10	2	0	10
6496	Regis Armadale	Victoria	4	0	5	9
2988	Regis Blackburn	Victoria	20	0	17	37
2274	Regis Ontario	Victoria	20	0	5	25
1998	Regis Rosebud	Victoria	1	0	2	3
2330	Regis Sandringham	Victoria	1	0	0	1

NAPS ID	Service Name	State	Resident Cases	Resident Deaths	Staff Cases	Total Incidents
5632	Robinvale MPS	Victoria	2	0	0	2
1890	Rosary Home	Victoria	0	0	2	2
1775	Rose Lodge	Victoria	0	0	18	18
2899	Rosebank Nursing Home	Victoria	7	0	1	8
23482	Royal Freemasons Benalla	Victoria	23	0	15	38
2866	Royal Freemasons Footscray	Victoria	1	0	0	1
22866	Royal Freemasons Sale	Victoria	37	1	22	59
2898	Rupanyup District Nursing Home	Victoria	2	0	2	4
2977	Sale Gardens Care Community	Victoria	26	4	24	50
2870	San Carlo Homes for the Aged	Victoria	2	0	5	7
5908	Sea Views Manor	Victoria	5	0	0	5
2240	Seymour District Nursing Home	Victoria	2	0	0	2
2856	Sherbrooke Private Nursing Home	Victoria	2	0	0	2
2206	Sheridan Aged Care	Victoria	4	0	3	7
2272	Simpkin House Nursing Home	Victoria	10	0	10	20
5451	Somerville Gardens Care Community	Victoria	1	0	0	1
1909	St Basil's Homes for the Aged in Victoria	Victoria	0	0	3	3
1822	St Catherine's Hostel Wangaratta Inc	Victoria	3	0	2	5
22951	St Vincent's Care Services Kew	Victoria	3	0	0	3
1816	Sunnyside Lutheran Retirement Village	Victoria	48	0	34	82
5362	Tabulam & Templer Home for the Aged	Victoria	5	0	3	8
19309	Templestowe Manor	Victoria	10	0	5	15
1886	The Views at Heidelberg	Victoria	6	0	1	7
26146	Trinity Manor Greensborough	Victoria	1	0	2	3
2279	Uniting AgeWell Andrew Kerr Care	Victoria	6	0	1	7
1847	Uniting AgeWell Box Hill	Victoria	12	5	11	23
1848	Uniting AgeWell Hawthorn Community	Victoria	3	0	2	5
2200	Vasey RSL Care Brighton East	Victoria	23	0	4	27

NAPS ID	Service Name	State	Resident Cases	Resident Deaths	Staff Cases	Total Incidents
1797	Vasey RSL Care Frankston South	Victoria	2	0	5	7
2852	Vermont Aged Care	Victoria	19	0	2	21
5934	Victoria by the Park	Victoria	19	2	5	24
2292	Villa Del Sole	Victoria	7	0	3	10
6003	Villa Maria Catholic Homes Corpus Christi Aged Care Residence	Victoria	15	0	0	15
1882	Villa Maria Catholic Homes John R Hannah Aged Care Residence	Victoria	4	0	0	4
6495	Villa Maria Catholic Homes Shanagolden Aged Care Residence	Victoria	10	0	5	15
5911	Village Glen Aged Care Residences - Mornington	Victoria	5	0	1	6
2647	Warrandyte Gardens Care Community	Victoria	14	1	3	17
2963	Warrawee Nursing Home	Victoria	7	0	0	7
2085	Warrnambool Riverside Care Community	Victoria	1	0	0	1
7465	Water Gardens	Victoria	19	0	5	24
22685	Weary Dunlop Retirement Village	Victoria	2	0	7	9
1914	Westmont Homestead	Victoria	3	0	3	6
1965	Willowbrae - Melton	Victoria	1	0	0	1
5992	Wintringham Eunice Seddon Home	Victoria	3	0	1	4
1768	Woorayl Lodge Hostel	Victoria	3	0	1	4
1968	Yackandandah Health Residential Aged Care	Victoria	29	1	13	42
4679	Acacia Living Group Menora Gardens Aged Care Facility	Western Australia	11	1	19	30
6841	Aegis Amberley	Western Australia	8	1	17	25
19372	Aegis Amherst	Western Australia	35	0	26	61
5694	Aegis Anchorage	Western Australia	0	0	2	2
4879	Aegis Balmoral	Western Australia	17	0	38	55
4906	Aegis Banksia Park	Western Australia	8	0	13	21
6429	Aegis Ellenvale	Western Australia	0	0	8	8
6842	Aegis Hermitage	Western Australia	0	0	3	3
4805	Aegis Hilton Park	Western Australia	0	0	5	5

NAPS ID	Service Name	State	Resident Cases	Resident Deaths	Staff Cases	Total Incidents
22681	Aegis Karalee	Western Australia	0	0	2	2
19386	Aegis Montgomery	Western Australia	0	0	2	2
5402	Aegis Shawford	Western Australia	0	0	5	5
5564	Aegis Shoalwater	Western Australia	35	0	25	60
26562	Aegis Shoreline	Western Australia	0	0	2	2
4811	Aegis St Michael's	Western Australia	3	0	2	5
5727	Aegis Stirling	Western Australia	44	1	18	62
5890	Aegis Woodlake	Western Australia	2	0	6	8
4824	Alice Ross-King Care Centre	Western Australia	9	0	10	19
4621	Amaroo Village Buckley Caring Centre	Western Australia	24	0	44	68
4865	Armadale Place Care Community	Western Australia	52	0	16	68
4734	Baptistcare Bethel	Western Australia	32	1	44	76
4694	Baptistcare Gracewood	Western Australia	2	2	2	4
5687	Baptistcare Mirrambeena	Western Australia	0	0	13	13
4592	Baptistcare Moonya	Western Australia	0	0	4	4
4714	Baptistcare Morrison Gardens	Western Australia	31	1	37	68
4719	Bert England Lodge	Western Australia	8	0	5	13
5601	Bethanie Fields	Western Australia	2	0	2	4
7526	Bethanie Subiaco	Western Australia	14	1	18	32
5719	Bethanie Waters	Western Australia	56	4	34	90
4759	Brightwater Birralee	Western Australia	0	0	5	5
4723	Brightwater Huntingdale	Western Australia	2	0	7	9
4715	Brightwater Joondalup	Western Australia	0	0	3	3
5593	Brightwater Madeley	Western Australia	4	0	6	10
4782	Brightwater Onslow Gardens	Western Australia	0	0	6	6
4765	Brightwater Oxford Gardens	Western Australia	3	0	13	16
4729	Brightwater Redcliffe	Western Australia	0	0	2	2
5888	Brightwater The Cove	Western Australia	0	0	10	10

NAPS ID	Service Name	State	Resident Cases	Resident Deaths	Staff Cases	Total Incidents
4793	Brightwater The Village	Western Australia	3	0	4	7
4892	Bunbury Gardens Care Community	Western Australia	48	1	27	75
4595	Burswood Care Annie Bryson McKeown Lodge	Western Australia	3	0	2	5
4740	Canning Lodge	Western Australia	0	0	3	3
4593	Capecare	Western Australia	0	0	2	2
4599	Coolibah Care	Western Australia	2	0	0	2
22933	Craigcare Ascot Waters	Western Australia	5	0	10	15
6205	Dr Mary Surveyor Centre	Western Australia	25	1	59	84
4883	Emerald Life	Western Australia	69	1	34	103
4658	Fairhaven	Western Australia	7	2	9	16
4720	Frederick Guest Hostel	Western Australia	9	0	1	10
4655	Geegeelup Aged Care Facility	Western Australia	0	0	2	2
4685	Hellenic Community Aged Care	Western Australia	0	0	7	7
4634	Joseph Banks Aged Care Facility	Western Australia	2	0	25	27
4851	Juniper Annesley	Western Australia	0	0	2	2
4890	Juniper Chrystal Halliday	Western Australia	8	0	9	17
4673	Juniper Cygnet	Western Australia	0	0	2	2
4769	Juniper Ella Williams	Western Australia	2	0	2	4
19395	Juniper Hayloft	Western Australia	1	0	3	4
4657	Juniper Hillcrest	Western Australia	7	0	5	12
4674	Juniper Hilltop	Western Australia	0	0	2	2
4717	Juniper John Bryant	Western Australia	29	2	12	41
22934	Juniper Korumup	Western Australia	17	0	6	23
4627	Juniper Riverslea	Western Australia	5	0	1	6
4675	Juniper Trinity	Western Australia	4	0	2	6
4798	Kalkarni Residency	Western Australia	36	1	37	73
4733	Karri and Tuart Lodge	Western Australia	2	0	0	2
4921	Kensington Park Nursing Home	Western Australia	30	0	18	48

NAPS ID	Service Name	State	Resident Cases	Resident Deaths	Staff Cases	Total Incidents
4835	Leighton Nursing Home	Western Australia	36	0	12	48
4816	Little Sisters of the Poor Glendalough Home	Western Australia	1	0	15	16
4743	Manoah House	Western Australia	0	0	5	5
4770	Margaret Hubery House	Western Australia	0	0	9	9
4650	Marine Views Cottesloe	Western Australia	0	0	7	7
4909	McDougall Park Nursing Home	Western Australia	33	3	10	43
4875	Mercy Place Lathlain	Western Australia	17	2	3	20
4768	MercyCare Joondalup	Western Australia	6	0	4	10
4751	Michael Lee Centre	Western Australia	1	0	20	21
4880	Midland Nursing Home	Western Australia	5	0	7	12
5399	Murdoch Gardens Care Community	Western Australia	4	1	8	12
4730	MYVISTA Balcatta	Western Australia	12	0	5	17
8073	MYVISTA Mirrabooka	Western Australia	12	0	22	34
4847	Nazareth House Geraldton	Western Australia	1	0	2	3
4653	Pam Corker House	Western Australia	0	0	3	3
4758	Peter Arney Home	Western Australia	19	1	17	36
5401	Regents Garden - Bateman	Western Australia	0	0	9	9
6431	Regents Garden Aubin Grove	Western Australia	0	0	7	7
5342	Regents Garden Residential Aged Care Resort - Lake Joondalup	Western Australia	0	0	14	14
4774	Regis Bunbury	Western Australia	0	0	14	14
4629	Regis North Fremantle	Western Australia	4	1	4	8
26123	Regis Port Coogee	Western Australia	10	0	5	15
23585	Regis Woodlands	Western Australia	3	0	9	12
4622	Rosewood Care Leederville	Western Australia	0	0	4	4
5410	Rosewood Care West Perth	Western Australia	0	0	2	2
27039	Southern Plus East Fremantle	Western Australia	3	0	5	8
4608	Springhaven Frail Aged Hostel	Western Australia	3	0	7	10
4829	St Ritas Nursing Home	Western Australia	18	0	2	20

NAPS ID	Service Name	State	Resident Cases	Resident Deaths	Staff Cases	Total Incidents
4858	SwanCare Kingia/Tandara	Western Australia	7	0	6	13
26612	SwanCare Ningana	Western Australia	7	0	10	17
4582	SwanCare Waminda	Western Australia	4	0	7	11
4836	The 2nd Avenue Nursing Home	Western Australia	32	0	21	53
23590	Treeby Parklands Care Community	Western Australia	14	1	34	48
4844	Tuohy Nursing Home	Western Australia	1	0	1	2
4870	Valencia Nursing Home	Western Australia	0	0	2	2
4761	Villa Dalmacia Aged Care Facility	Western Australia	34	0	22	56
4616	Villa Terenzio	Western Australia	0	0	79	79
4856	Windsor Park Aged Care	Western Australia	32	1	25	57