



CURRENT STATUS OF CONFIRMED CASES



129



ACT	NSW	NT	QLD	SA	TAS	VIC	WA
3	54	0	12	10	1	43	6

3,139



ACT	NSW	NT	QLD	SA	TAS	VIC	WA
72	1,548	38	439	228	44	491	279

70,040,749

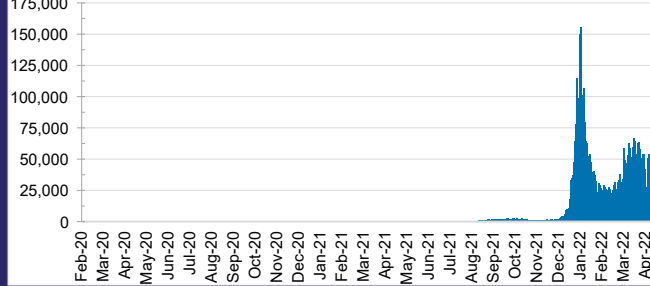


**TOTAL TESTS
REPORTED**

ACT	NSW	NT	QLD
1,076,621	31,293,499	771,968	7,394,088

SA	TAS	VIC	WA
4,674,481	654,900	20,662,004	3,513,188

DAILY NUMBER OF REPORTED CASES

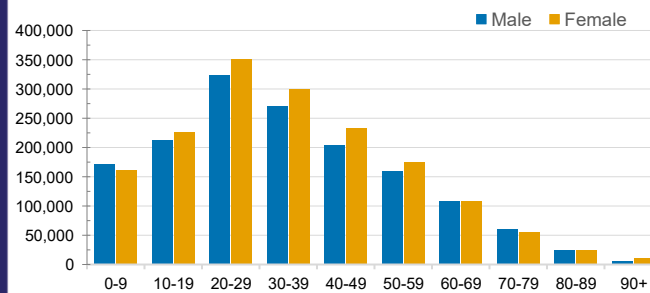


CASES IN AGED CARE SERVICES

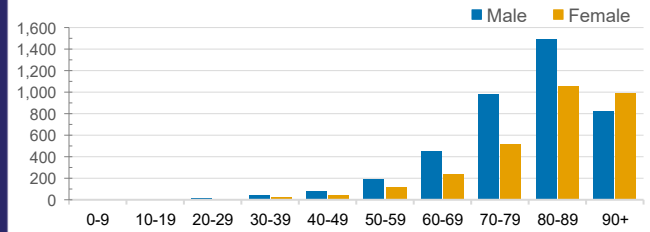
Confirmed Cases	Australia	ACT	NSW	NT	QLD	SA	TAS	VIC	WA
Residential Care Recipients	37638 (2285)	366 (19)	13617 (745)	109 (6)	6270 (277)	3083 (152)	745 (16)	11421 (984)	2027 (86)
In Home Care Recipients	205 (13)	0	45 (3)	0	15	1	5 (2)	138 (7)	1 (1)

Cases in care recipients (deaths)

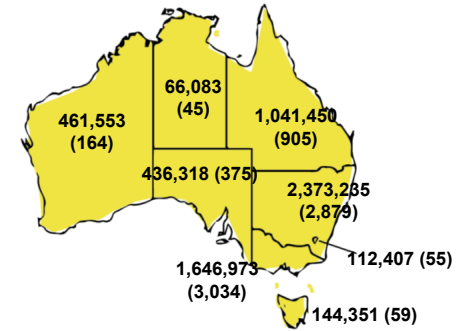
CASES BY AGE GROUP AND SEX



DEATHS BY AGE GROUP AND SEX

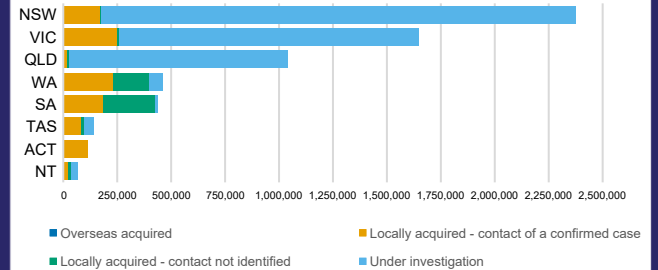


CASES (DEATHS) BY STATE AND TERRITORIES



CASES BY SOURCE OF INFECTION

Australia (% of all confirmed cases)



PUBLIC HEALTH RESPONSE MEASURE

Proportion of total cases under investigation

