



CURRENT STATUS OF CONFIRMED CASES

7,272,057

Total cases

8,521

Total deaths

278,717

Active cases

92

CURRENT CASES
INTENSIVE CARE UNITS (ICU)

ACT	NSW	NT	QLD	SA	TAS	VIC	WA
4	36	0	4	6	1	31	10

2,773

CURRENT CASES
ADMITTED TO HOSPITALS

ACT	NSW	NT	QLD	SA	TAS	VIC	WA
93	1,185	11	359	232	48	527	318

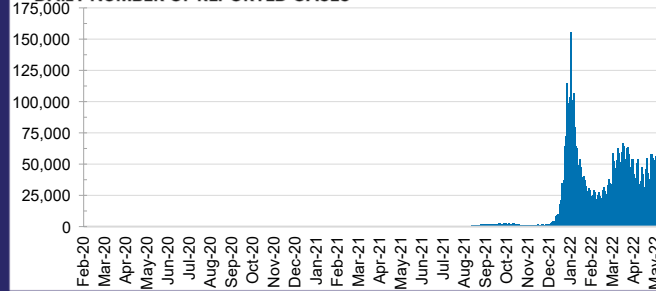
71,919,290

TOTAL TESTS
REPORTED

ACT	NSW	NT	QLD
1,125,367	31,927,812	787,201	7,608,065

SA	TAS	VIC	WA
4,886,357	678,754	21,045,077	3,860,657

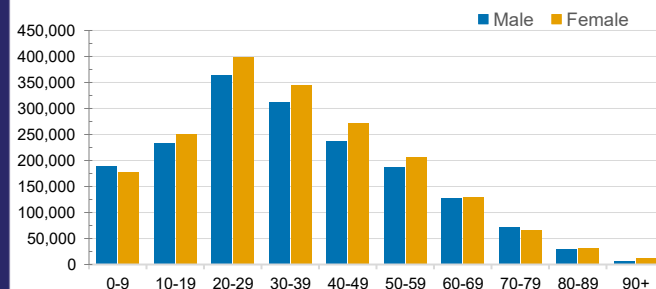
DAILY NUMBER OF REPORTED CASES



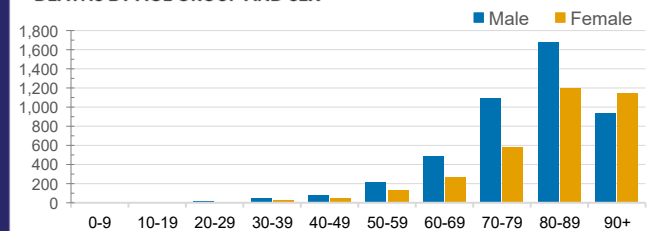
CASES IN AGED CARE SERVICES

Confirmed Cases	Australia	ACT	NSW	NT	QLD	SA	TAS	VIC	WA
Residential Care Recipients	46965 (2487)	530 (25)	16344 (820)	116 (6)	7478 (316)	3866 (202)	1031 (22)	14371 (1029)	3229 (102)
In Home Care Recipients	39,104	700	14,320	168	7,226	3,893	594	8,270	3,933
Cases in care recipients (deaths)									

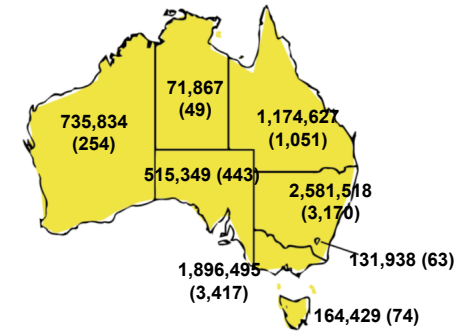
CASES BY AGE GROUP AND SEX



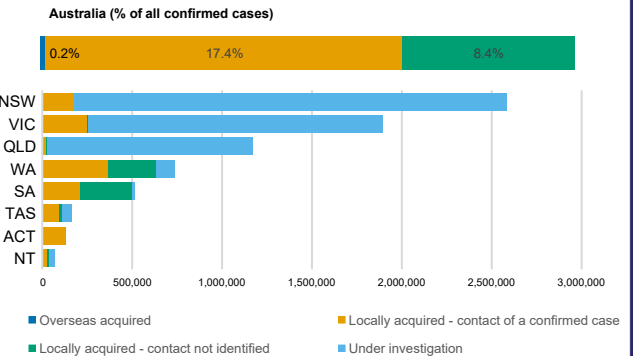
DEATHS BY AGE GROUP AND SEX



CASES (DEATHS) BY STATE AND TERRITORIES



CASES BY SOURCE OF INFECTION



PUBLIC HEALTH RESPONSE MEASURE

