



**CURRENT STATUS OF CONFIRMED CASES**



**131**



ACT	NSW	NT	QLD	SA	TAS	VIC	WA
5	59	2	14	7	2	31	11



**3,162**

**CURRENT CASES  
ADMITTED TO HOSPITALS**

ACT	NSW	NT	QLD	SA	TAS	VIC	WA
80	1,442	21	492	246	40	516	325

**70,755,635**

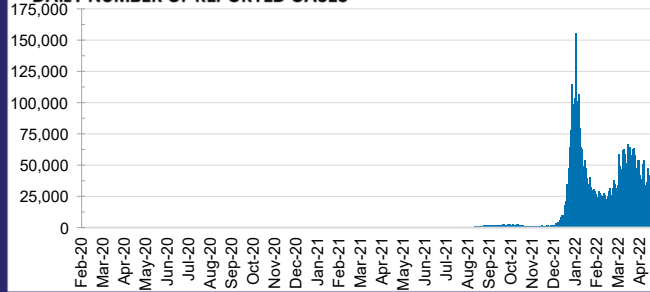


**TOTAL TESTS  
REPORTED**

ACT	NSW	NT	QLD
1,097,725	31,537,654	777,749	7,457,776

SA	TAS	VIC	WA
4,754,036	663,355	20,809,061	3,658,279

**DAILY NUMBER OF REPORTED CASES**

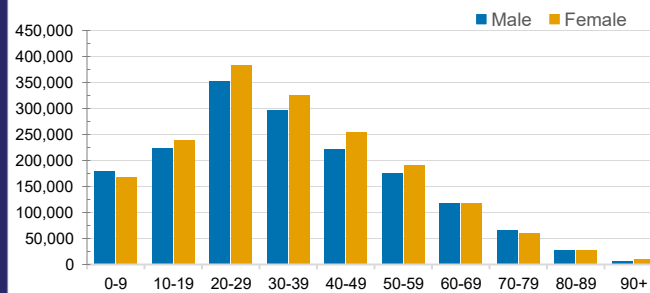


**CASES IN AGED CARE SERVICES**

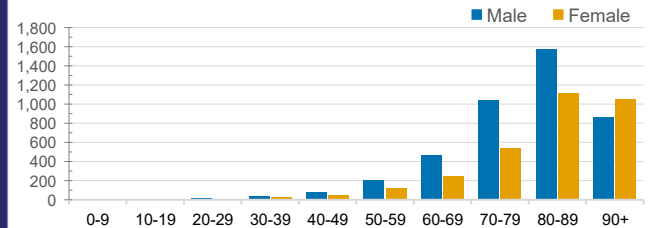
Confirmed Cases	Australia	ACT	NSW	NT	QLD	SA	TAS	VIC	WA
Residential Care Recipients	41225 (2376)	442 (21)	14646 (775)	113 (6)	6726 (288)	3470 (181)	862 (19)	12536 (1004)	2430 (82)
In Home Care Recipients	205 (13)	0	45 (3)	0	15	1	5 (2)	138 (7)	1 (1)

Cases in care recipients (deaths)

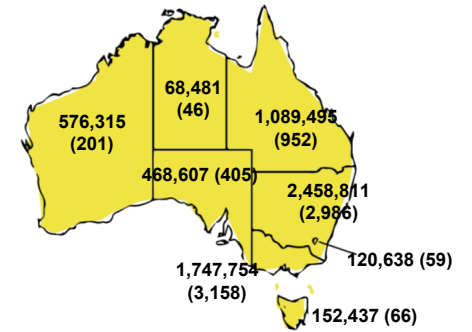
**CASES BY AGE GROUP AND SEX**



**DEATHS BY AGE GROUP AND SEX**

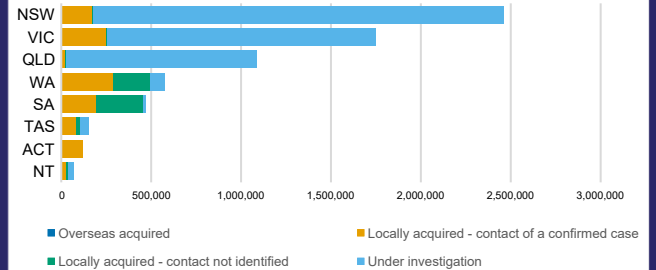


**CASES (DEATHS) BY STATE AND TERRITORIES**



**CASES BY SOURCE OF INFECTION**

Australia (% of all confirmed cases)



**PUBLIC HEALTH RESPONSE MEASURE**

Proportion of total cases under investigation

