



CURRENT STATUS OF CONFIRMED CASES



138



ACT	NSW	NT	QLD	SA	TAS	VIC	WA
5	65	1	17	7	1	31	11

3,101



ACT	NSW	NT	QLD	SA	TAS	VIC	WA
75	1,437	22	435	248	44	526	314

70,676,569

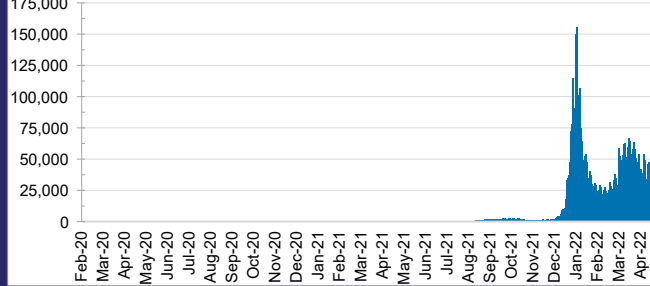


**TOTAL TESTS
REPORTED**

ACT	NSW	NT	QLD
1,094,801	31,514,416	776,965	7,452,195

SA	TAS	VIC	WA
4,745,163	662,392	20,794,566	3,636,071

DAILY NUMBER OF REPORTED CASES

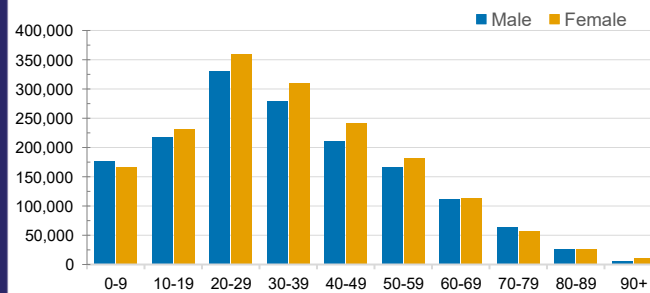


CASES IN AGED CARE SERVICES

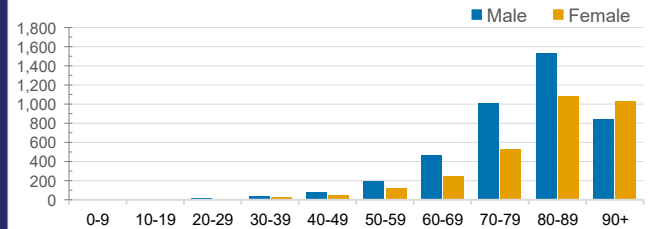
Confirmed Cases	Australia	ACT	NSW	NT	QLD	SA	TAS	VIC	WA
Residential Care Recipients	40636 (2361)	430 (21)	14403 (770)	112 (6)	6645 (287)	3442 (179)	848 (17)	12385 (1000)	2371 (81)
In Home Care Recipients	205 (13)	0	45 (3)	0	15	1	5 (2)	138 (7)	1 (1)

Cases in care recipients (deaths)

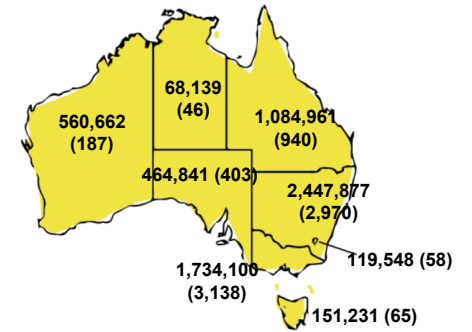
CASES BY AGE GROUP AND SEX



DEATHS BY AGE GROUP AND SEX

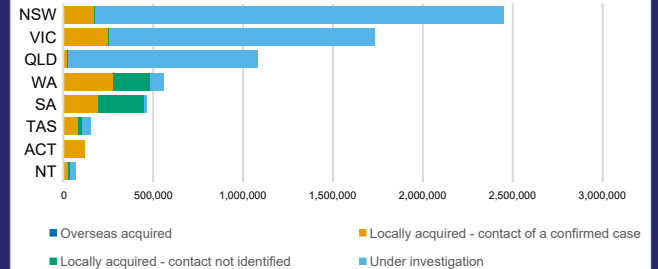


CASES (DEATHS) BY STATE AND TERRITORIES



CASES BY SOURCE OF INFECTION

Australia (% of all confirmed cases)



PUBLIC HEALTH RESPONSE MEASURE

Proportion of total cases under investigation

