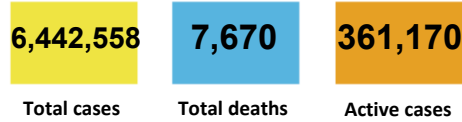




CURRENT STATUS OF CONFIRMED CASES



122



ACT	NSW	NT	QLD	SA	TAS	VIC	WA
5	56	0	16	7	1	29	8

3,004



ACT	NSW	NT	QLD	SA	TAS	VIC	WA
74	1,403	18	437	210	42	545	275

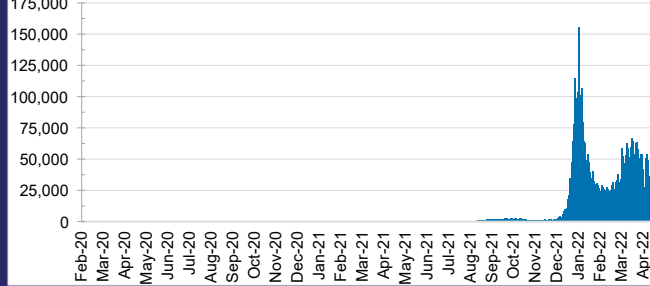
70,329,030



ACT	NSW	NT	QLD
1,085,781	31,393,027	774,508	7,420,262

SA	TAS	VIC	WA
4,706,279	658,341	20,720,470	3,570,362

DAILY NUMBER OF REPORTED CASES

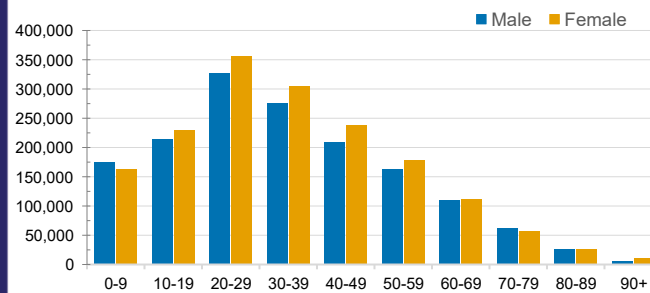


CASES IN AGED CARE SERVICES

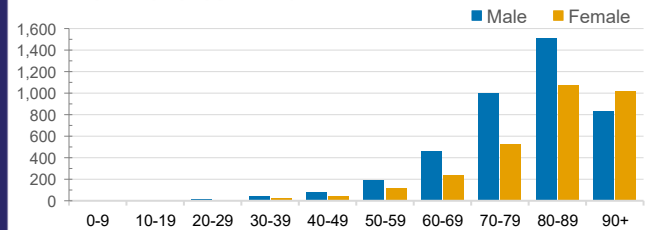
Confirmed Cases	Australia	ACT	NSW	NT	QLD	SA	TAS	VIC	WA
Residential Care Recipients	39403 (2316)	412 (21)	14159 (756)	111 (6)	6492 (281)	3259 (165)	785 (15)	11976 (994)	2209 (78)
In Home Care Recipients	205 (13)	0	45 (3)	0	15	1	5 (2)	138 (7)	1 (1)

Cases in care recipients (deaths)

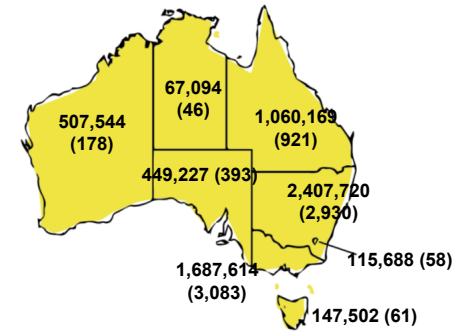
CASES BY AGE GROUP AND SEX



DEATHS BY AGE GROUP AND SEX

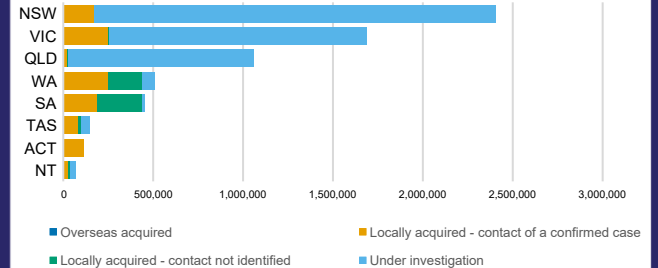


CASES (DEATHS) BY STATE AND TERRITORIES



CASES BY SOURCE OF INFECTION

Australia (% of all confirmed cases)



PUBLIC HEALTH RESPONSE MEASURE

Proportion of total cases under investigation

