



CURRENT STATUS OF CONFIRMED CASES



114



ACT	NSW	NT	QLD	SA	TAS	VIC	WA
4	48	0	14	7	1	33	7

3,102



ACT	NSW	NT	QLD	SA	TAS	VIC	WA
76	1,452	27	459	232	48	533	275

70,226,063

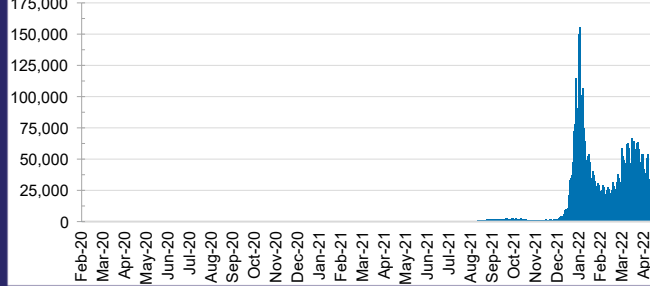


**TOTAL TESTS
REPORTED**

ACT	NSW	NT	QLD
1,083,106	31,354,467	773,735	7,409,481

SA	TAS	VIC	WA
4,694,211	656,918	20,699,300	3,554,845

DAILY NUMBER OF REPORTED CASES

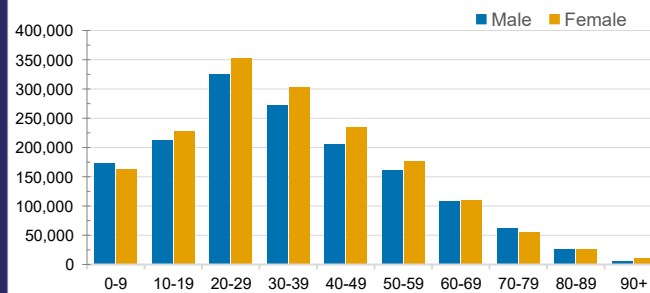


CASES IN AGED CARE SERVICES

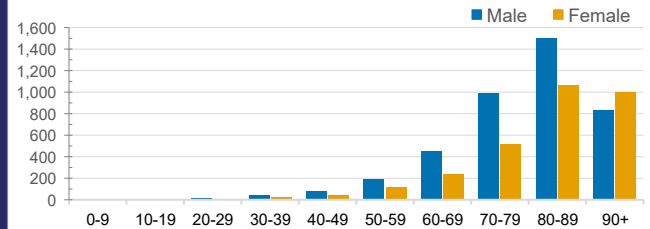
Confirmed Cases	Australia	ACT	NSW	NT	QLD	SA	TAS	VIC	WA
Residential Care Recipients	38926 (2302)	412 (21)	13962 (754)	111 (6)	6410 (280)	3225 (159)	779 (15)	11891 (991)	2136 (76)
In Home Care Recipients	205 (13)	0	45 (3)	0	15	1	5 (2)	138 (7)	1 (1)

Cases in care recipients (deaths)

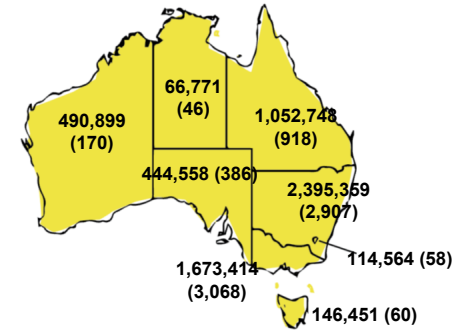
CASES BY AGE GROUP AND SEX



DEATHS BY AGE GROUP AND SEX

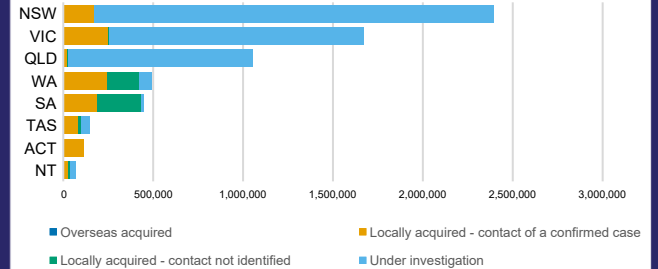


CASES (DEATHS) BY STATE AND TERRITORIES



CASES BY SOURCE OF INFECTION

Australia (% of all confirmed cases)



PUBLIC HEALTH RESPONSE MEASURE

Proportion of total cases under investigation

