



**CURRENT STATUS OF CONFIRMED CASES**



**123**



ACT	NSW	NT	QLD	SA	TAS	VIC	WA
5	55	0	14	6	1	34	8

**3,168**



ACT	NSW	NT	QLD	SA	TAS	VIC	WA
73	1,538	34	456	222	40	519	286

**70,117,750**

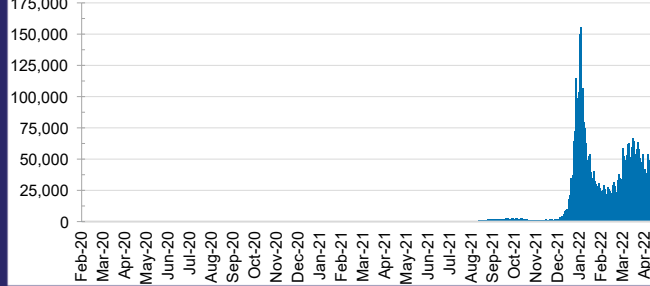


**TOTAL TESTS  
REPORTED**

ACT	NSW	NT	QLD
1,079,944	31,316,199	772,673	7,400,059

SA	TAS	VIC	WA
4,683,286	655,706	20,675,734	3,534,149

**DAILY NUMBER OF REPORTED CASES**

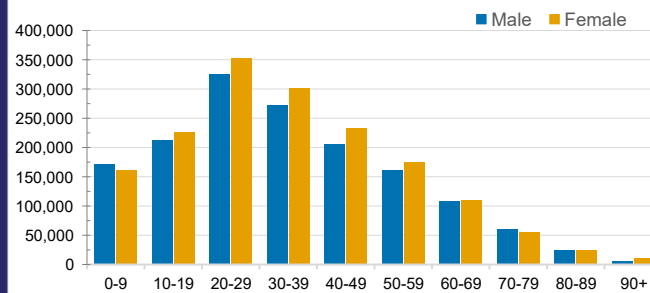


**CASES IN AGED CARE SERVICES**

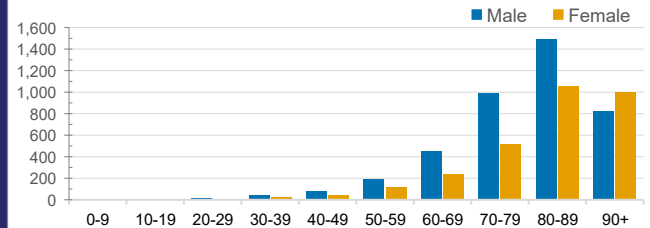
Confirmed Cases	Australia	ACT	NSW	NT	QLD	SA	TAS	VIC	WA
Residential Care Recipients	38437 (2284)	404 (20)	13854 (750)	109 (6)	6369 (280)	3137 (153)	771 (16)	11701 (986)	2092 (73)
In Home Care Recipients	205 (13)	0	45 (3)	0	15	1	5 (2)	138 (7)	1 (1)

Cases in care recipients (deaths)

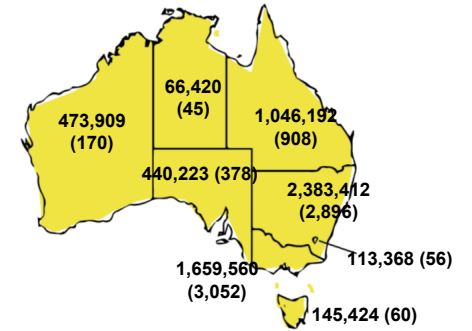
**CASES BY AGE GROUP AND SEX**



**DEATHS BY AGE GROUP AND SEX**

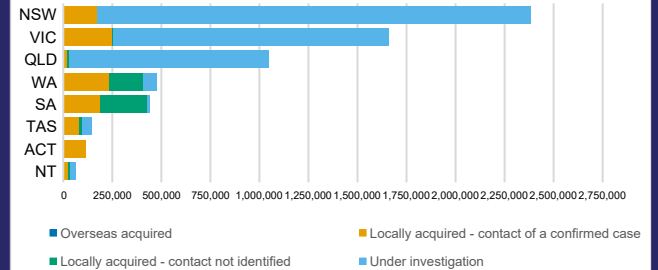


**CASES (DEATHS) BY STATE AND TERRITORIES**



**CASES BY SOURCE OF INFECTION**

Australia (% of all confirmed cases)



**PUBLIC HEALTH RESPONSE MEASURE**

Proportion of total cases under investigation

