



COVID-19 outbreaks in Australian residential aged care facilities

National snapshot

As at 8:00 pm 28 April 2022¹ there are 5,862 active COVID-19 cases in 812 active outbreaks in residential aged care facilities across Australia. Of these, 3,646 cases are in residents and 2,216 cases are in staff.

Table 1: Aged Care COVID-19 data as at 8.00pm 28 April 2022²

Active outbreaks	812
Resident cases – total cases associated with active outbreaks	7,371
Resident cases – total cases currently active (total cases minus recovered cases and deceased)	3,646
Staff cases – total cases associated with current active outbreaks	5,172
Staff cases – total cases currently active (total cases minus recovered cases and deceased, noting no deaths recorded to date)	2,216
Total number of deaths since the start of the pandemic	2,181
Total number of residential aged care facilities that have had an outbreak - Cumulative total since the beginning of the pandemic	2,306 ³
Total number of outbreaks at residential aged care facilities – Cumulative total since the beginning of the pandemic	4,096
Resident cases – Cumulative total since the beginning of the pandemic	34,365
Staff cases - Cumulative total since the beginning of the pandemic	32,025

¹ The weekly report on COVID-19 outbreaks in Australian residential aged care facilities that was published on 22 April 2022 incorrectly reported case data for Algester Lodge referencing data from a resolved outbreak in February 2022. This data has been corrected.

² Includes transition care

³ This only includes outbreaks – defined as one or more positive resident or two or more positive staff cases.

Analysis

Current situation in Australia

Joint arrangements are in place in all states and territories to support facilities with outbreaks and additional support for State emergency operation centres is being provided as the need arises. In Victoria, the Victorian Aged Care Response Centre is also fully operational, with Commonwealth and Victorian Government officials working closely together in a coordinated effort to respond to aged care outbreaks across the state.

As at 9 pm, 28 April 2022 there has been a total of 5,659,466 cases of COVID-19 reported, including 332,239 active cases and 7,163 deaths in Australia.

- 812 active outbreaks in residential aged care facilities nationally – 256 in NSW, 165 in Victoria, 111 in SA, 142 in QLD, 12 in TAS, 3 in the NT, 19 in the ACT, and 104 in WA.
- 3,646 residents and 2,216 staff currently COVID-19 positive in active outbreaks. Of the residents, 1,333 are in NSW, 983 in Victoria, 395 in SA, 452 in QLD, 50 in TAS, 0 in the NT, 28 in the ACT, and 405 in WA. Of the staff, 763 are in NSW, 347 in Victoria, 298 in SA, 352 in QLD, 20 in TAS, 11 in the NT, 62 in the ACT, and 363 in WA.
- 1,264 reported deaths in 2022 (a total of 2,181 since beginning of pandemic: 686 in 2020; 231 in 2021 and 1,264 in 2022).

Case numbers and numbers of deaths are dependent upon reporting from facilities and validation of deaths from state and territory governments. In some cases this may be delayed, reflecting case numbers reported during a period rather than necessarily occurring during this period.

Determining cause of death rests with the States and Territories. In many cases where the resident has comorbidities, confirming a COVID death may take time and be impacted by findings from coronial inquiries. Reported COVID deaths are subject to change following these inquiries.

Further investigations are underway with State and Territory Governments to confirm 2021 and 2022 numbers reflect official and agreed deaths data.

Given the high caseload in January 2022 cases were not being identified as resolved and had been previously reported as active cases. Instead all cases associated with active outbreaks (recovered, deceased and active) were being reported.

These numbers are under constant review and confirmation from facilities. Cases are considered to be resolved once a resident or staff member ceases to be symptomatic and has completed their isolation period, in line with national guidance.

An outbreak is considered to be active pending advice from the relevant Public Health Unit. This typically occurs when there are no longer any symptomatic or potentially infectious cases and will occur after the isolation period.

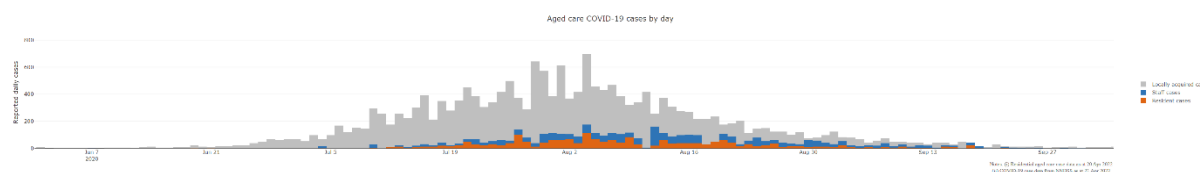
All numbers are subject to further change as additional information is reported to the Department of Health, including directly from providers through the COVID-19 Support Portal on My Aged Care. On 28 February 2022 data collection processes moved from case manager collection to service self-reporting via this online portal.

On 1 April 2022, additional deaths were included following a reconciliation of data provided by New South Wales Health, including 1 in 2020, 5 in 2021 and 58 in 2022.

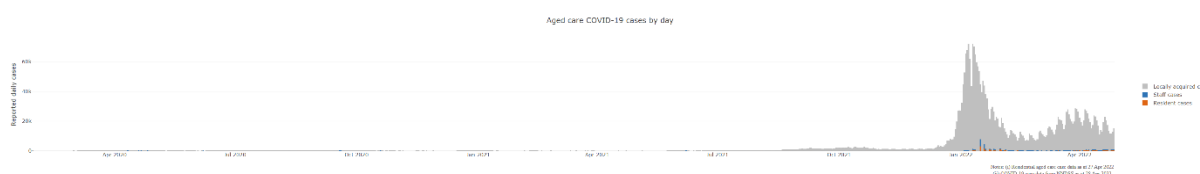
For the purposes of this report, an 'active outbreak' is a facility that has recorded one or more resident or two or more staff cases. This differs from definitions in the *Communicable Disease Network Australia (CDNA) national guidelines for the prevention, control and public health management of COVID-19 outbreaks in residential care facilities in Australia*. Under the CDNA Guidelines, an outbreak is defined as two or more residents or 5 or more staff, resident or visitor cases.

Figure 1: Number of daily reported COVID-19 cases in Australian residential aged care Facilities overlayed with national locally acquired cases⁴

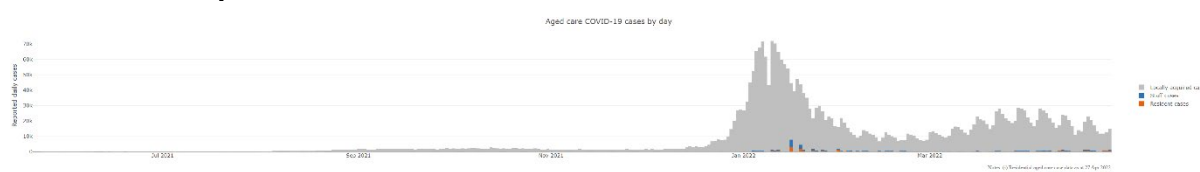
June 2020 to October 2020



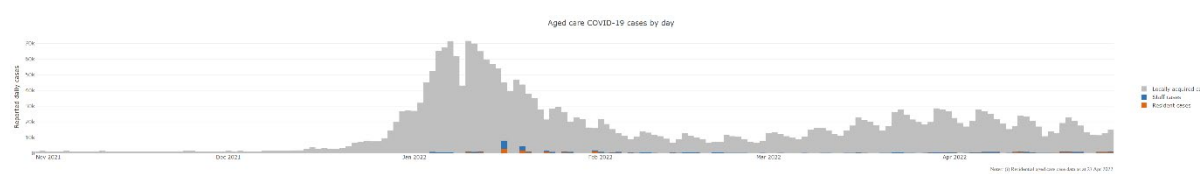
April 2020 to April 2022



June 2021 to April 2022



November 2021 to April 2022



International comparisons

During the COVID-19 pandemic, no country has been able to avoid outbreaks or deaths in residential aged care when there has been widespread community transmission.

The Australian death rate is 1.0% per cent (10.0 in 1,000) against the total number of residential aged care beds across the country. By comparison, Canada has experienced over 8 times the number of deaths in care homes than Australia as at 28 April 2022.

- As at 13 April 2022, Canada has experienced 38,044 deaths. This includes 16,780 deaths at residential in care homes (or 44 per cent).
- 61 per cent of all aged care homes in Canada have had reported cases of COVID-19 in residents or staff (compared to 85 per cent in Australia).

Workforce in active residential aged care outbreaks

As at 29 April 2022, workforce surge staff have filled 95,640 shifts in aged care services impacted by COVID-19, these shifts include roles for GPs, nurses, care workers, allied health workers, executive and ancillary staff. This includes:

Table 2: Workforce resources supplied to residential aged care facilities

⁴ National daily cases sourced from NNDSS data and filtered to locally acquired cases. Case numbers reflect the date of reporting which may differ to diagnosis date. Residential aged care facility staff and resident data reflects data reported to the Department of Health. Totals reflect the date of case report and may be affected by delayed reporting.

Agency	Resources Supplied (as at 22 April 2022)
State and NACER (National Aged Care Emergency Response) Teams	Tasmanian Government: 7 clinical and 2 support staff. Western Australian Government: 19 clinical personnel and 4 support staff. South Australian Government: 18 clinical personnel and 4 support staff. 12 NACER teams (70 personnel) have been deployed. The deployment of State and NACER teams is now complete.
Recruitment, Consulting, and Staffing Association (RCSA)	Staff supplied to fill 54,754 shifts.
Healthcare Australia	Staff supplied filled 8,403 shifts for workforce surge and 2,295 shifts for NACER teams (now complete).
Mable	Supplied 130 staff to fill 2,711 shifts.
Aspen Medical	16,158 shifts filled, including clinical first responder deployments.
Health X	Supplied 99 staff to fill 7,914 shifts.
Torrens Health	Supplied 3,405 shifts in surge workforce roles.
Residential Aged Care Visitation Assistant (RACVA)	RACVAs completed 2,733 shifts.

As at 28 April 2022, the Australian Defence force (ADF) has 73 personnel deployed across 13 Residential Aged Care Facilities. A cumulative total of 239 facilities have been supported so far.

ADF teams consist of clinical and non-clinical personnel. 10 ADF Independent Medical Teams (consisting of 10 members per team, 100 members total) and 14 Medical Augmentation Teams (consisting of three members per team, 42 members total).

These clinical teams are currently operating in New South Wales, Victoria, Tasmania and Western Australia. Additionally, there is a 10-member Defence Planning and Coordination Team working with the Department of Health in Canberra.

Provision of personal protective equipment (PPE)

A range of resources and online training on the use of PPE is available on the Department's website for aged care workers.

Since March 2020, the Commonwealth Government has been working with state and territory governments to ensure aged care facilities have sufficient PPE. PPE is dispatched both directly from the National Medical Stockpile (NMS) and by jurisdictions on the NMS' behalf, depending on the specific circumstances.

In total, as at 28 April 2022, the NMS has provided residential aged care facilities with approximately:

- 67.0 million masks
- 29.2 million gowns
- 83.6 million gloves
- 21.0 million goggles and face shields
- 220,000 bottles of hand sanitiser

Testing of aged care residents and staff

Rapid Antigen Testing for Aged Care

The Australian Government, through the Department of Health, made COVID-19 rapid antigen testing (RAT) kits available to residential aged care facilities and short-term restorative care (aged care services) in high transmission-risk areas and experiencing outbreaks.

Since August 2021, 38.1 million RATs have been distributed to aged care facilities. More than 95 million RAT tests have been purchased by the Australian Government and these are being prioritised for aged care.

Sonic Weekly Testing

As at 26 April 2022, under contract with the Commonwealth, Sonic Healthcare has conducted 1,794,991 COVID 19 PCR tests at 3,019 unique residential aged care facilities (RACFs) nationally. Of the 1,794,991 PCR tests conducted, 34,277 have been positive.

Vaccination in Residential Aged Care Facilities

As at 29 April 2022, a total of 509,114 doses of COVID-19 vaccines have been administered to residents in residential aged care facilities.

The Australian Government's COVID-19 vaccination program is delivering in-reach vaccine services for aged care residents and workers across Australia, through Commonwealth vaccine providers, primary care and self-vaccination services by aged care providers.

Oral antiviral treatments

Distribution of the oral anti-viral Lagevrio (Molnupiravir) commenced on 6 February 2022 to all RACFs with outbreak sites prioritised for delivery. The National Medical Stockpile has deployed 48,134 treatment courses of Lagevrio (Molnupiravir) to aged care facilities.

Infection control and audits

The Aged Care Quality and Safety Commission (Commission) conducts a range of site and non-site activities to monitor and assess residential aged care services, including site audits and assessment contacts (site and non-site) (see Table 3 below). In August 2020, the Commission commenced an infection control monitoring (ICM) spot check program in all Australian jurisdictions.

The ICM spot check program involves on-site visits to residential aged care services, without an outbreak, to check compliance with personal protective equipment (PPE) and infection control arrangements. The purpose of the ICM spot check is to observe infection control practices, to ensure that staff, management and visitors were adhering to safe personal protective equipment protocols and to safe infection control arrangements as required under the quality standards.

As at 28 April 2022, the Commission had conducted 3,528 ICM spot checks to observe infection control practices and PPE protocols in residential aged care facilities.

All residential aged care facilities are required to engage an onsite clinical lead to provide leadership and increase capacity in relation to infection prevention and control.

Under the Commonwealth-State Plan to boost aged care preparedness, states and territories are complementing the activity being undertaken by the Commission through

additional site visits by state health services at the local level, which includes work relating to infection prevention and control. These visits are strengthening state health service relationships with local aged care services as part of the standing up of joint health aged care emergency response centres in each jurisdiction.

Table 3: Total Quality Assessment and Monitoring Activities with residential services (including IPC), by type and month 1 March 2020 to 21 April 2022

Regulatory Activities	2019-20 (1 Mar - 30 Jun 2020)	2020-21	2021-22 (to 21 April 2022)	Total
Site visits	318	3,452	1,356	5,126
Non-site activities	3,711	8,390	6,241	18,342
Total activities	4,029	11,842	7,597	23,468

Appendix 1: National residential aged care services with Active outbreaks COVID-19⁵

NAPS ID	Service Name	State	Resident Cases	Resident Deaths	Staff Cases	Total Incidents
1197	BaptistCare Carey Gardens Centre	Australian Capital Territory	0	0	3	3
1206	BaptistCare Griffith	Australian Capital Territory	1	0	22	23
1201	Bill McKenzie Gardens	Australian Capital Territory	1	0	1	2
5649	Calvary Haydon Retirement Community	Australian Capital Territory	6	0	9	15
1209	Fred Ward Gardens	Australian Capital Territory	11	0	12	23
1193	Goodwin Ainslie (Goodwin House)	Australian Capital Territory	0	0	6	6
1194	Goodwin Farrer (George Sautelle House)	Australian Capital Territory	3	0	2	5
1203	Goodwin Monash	Australian Capital Territory	7	0	2	9
5893	IRT Kangara Waters	Australian Capital Territory	6	0	6	12
7984	Mona Tait Gardens	Australian Capital Territory	5	0	9	14
6571	Pines Living	Australian Capital Territory	0	0	15	15
1190	Sir Leslie Morshead Manor	Australian Capital Territory	0	0	2	2
1188	Southern Cross Care Ozanam Residential Aged Care	Australian Capital Territory	1	0	7	8
1200	St Andrews Village Hostel	Australian Capital Territory	1	0	2	3
6271	Uniting Amala Gordon ACT	Australian Capital Territory	0	0	8	8
1202	Uniting Eabrai Weston ACT	Australian Capital Territory	2	0	1	3
1189	Uniting Mirinjani Weston ACT	Australian Capital Territory	4	0	7	11
1196	Villaggio Sant Antonio Hostel	Australian Capital Territory	0	0	18	18
7990	Warrigal Care Calwell	Australian Capital Territory	2	0	3	5
978	Abbey House Aged Care	New South Wales	1	0	10	11
5849	Advantaged Care at Bondi Waters	New South Wales	0	0	2	2
7253	Alkira Gardens	New South Wales	0	0	9	9
322	Allawah Lodge	New South Wales	1	0	6	7
389	Alton Lodge	New South Wales	1	0	1	2
6568	Anglican Care Kilpatrick Court	New South Wales	7	0	7	14
255	Anglican Care McIntosh Court	New South Wales	21	2	13	34
246	Anglican Care Storm Village	New South Wales	19	0	15	34

⁵ Data presented is based on numbers of cases and deaths as reported to the Department.

NAPS ID	Service Name	State	Resident Cases	Resident Deaths	Staff Cases	Total Incidents
7272	Anglicare Barry Marsh House	New South Wales	0	0	3	3
6385	Anthem	New South Wales	3	0	46	49
22821	Arcare Glenhaven	New South Wales	19	0	4	23
22057	Arcare Warriewood	New South Wales	16	1	4	20
613	Ashburn House Aged Care Facility	New South Wales	22	0	5	27
15	Ashfield Terrace Care Community	New South Wales	14	1	7	21
617	Ashwood Residential Care Service	New South Wales	0	0	3	3
153	Aubrey Downer Aged Care Home	New South Wales	2	0	1	3
5419	Aurum Erina	New South Wales	0	0	3	3
9	Autumn Lodge Butler Street	New South Wales	14	0	5	19
812	Avondale House	New South Wales	1	0	1	2
22846	Bankstown Terrace Care Community	New South Wales	16	0	24	40
210	BaptistCare Bethshan Gardens Centre	New South Wales	12	0	8	20
79	BaptistCare Cooina Court	New South Wales	0	0	2	2
156	BaptistCare George Forbes House	New South Wales	0	0	4	4
5565	BaptistCare Shalom Centre	New South Wales	15	0	12	27
6814	BaptistCare The Gracewood Centre	New South Wales	13	0	8	21
528	BaptistCare Warabrook Centre	New South Wales	23	0	12	35
269	BaptistCare Warena Centre	New South Wales	2	0	1	3
1024	Bathurst Riverview Care Community	New South Wales	2	0	3	5
6381	Bayswater Gardens	New South Wales	2	0	5	7
6804	Bella Vista Gardens	New South Wales	0	0	4	4
627	Bethel Lodge	New South Wales	16	0	1	17
26558	Bill Newton VC Gardens	New South Wales	4	0	5	9
22953	Blacktown Terrace Care Community	New South Wales	40	1	9	49
5606	Blayney Multi-Purpose Service	New South Wales	14	0	8	22
110	Blue Haven Bonaira	New South Wales	4	2	2	6
28082	BlueWave Living	New South Wales	10	0	31	41

NAPS ID	Service Name	State	Resident Cases	Resident Deaths	Staff Cases	Total Incidents
793	Bolton Clarke Cabrini	New South Wales	5	0	3	8
22792	Boronia House	New South Wales	3	0	2	5
924	Bupa Armidale	New South Wales	20	1	15	35
954	Bupa Ashbury	New South Wales	2	0	0	2
6964	Bupa Bankstown	New South Wales	20	0	4	24
956	Bupa Maroubra	New South Wales	28	0	9	37
6239	Bupa Pottsville Beach	New South Wales	8	0	2	10
819	Bupa Queens Park	New South Wales	1	0	9	10
20701	Bupa Seaforth	New South Wales	0	0	3	3
6231	Bupa Sutherland	New South Wales	4	0	15	19
5863	Bupa Waratah	New South Wales	63	0	23	86
569	Calvary Cessnock Retirement Community	New South Wales	22	11	8	30
309	Calvary St Francis Retirement Community	New South Wales	13	2	4	17
5428	Calvary St Joseph's Retirement Community	New South Wales	35	1	14	49
554	Catholic Healthcare Bodington	New South Wales	15	2	4	19
551	Catholic Healthcare Charles O'Neill Hostel	New South Wales	17	1	8	25
1067	Catholic Healthcare Gertrude Abbott Aged Care	New South Wales	39	3	13	52
27500	Catholic Healthcare Holy Spirit Casula	New South Wales	0	0	4	4
5635	Catholic Healthcare Holy Spirit Croydon	New South Wales	3	0	3	6
576	Catholic Healthcare Holy Spirit Dubbo	New South Wales	0	0	2	2
82	Catholic Healthcare Jemalong Residential Village	New South Wales	3	0	7	10
1031	Catholic Healthcare Lewisham Nursing Home	New South Wales	19	0	2	21
555	Catholic Healthcare Macquarie Care Centre	New South Wales	2	0	1	3
93	Catholic Healthcare St Francis Aged Care	New South Wales	18	0	10	28
392	Catholic Healthcare St Francis Aged Care	New South Wales	34	1	15	49
217	Catholic Healthcare St Mary's Retirement Village	New South Wales	6	0	2	8
6880	Catholic Healthcare St Peter's Lane Cove North	New South Wales	0	0	2	2
955	Catholic Healthcare The Haven Residential Aged Care	New South Wales	0	0	4	4

NAPS ID	Service Name	State	Resident Cases	Resident Deaths	Staff Cases	Total Incidents
7222	Chiswick Manor Care Community	New South Wales	26	0	6	32
1141	Chow Cho-Poon Nursing Home	New South Wales	0	0	2	2
655	Clover Lea Nursing Home	New South Wales	8	0	7	15
5456	Coastal Waters Aged Care	New South Wales	5	0	1	6
5714	Coffs Harbour Grange Care Community	New South Wales	1	0	7	8
932	Columbia Aged Care Services - Strathdale Centre	New South Wales	36	0	10	46
1126	Cooinda	New South Wales	0	0	2	2
60	Cooinda Hostel	New South Wales	0	0	5	5
5610	Coolamon-Ganmain Multi-Purpose Service	New South Wales	7	0	2	9
19	Crowley Retirement Village	New South Wales	1	0	3	4
1075	Crowley Retirement Village	New South Wales	3	0	3	6
1156	Denhams Beach Care Community	New South Wales	3	0	2	5
22789	Dural House Aged Care	New South Wales	2	0	0	2
320	Edward River Gardens	New South Wales	2	0	5	7
492	Elizabeth Lodge (Rushcutters Bay)	New South Wales	2	0	4	6
941	Estia Health Bexley Park	New South Wales	0	0	3	3
641	Estia Health Camden	New South Wales	0	0	2	2
5494	Estia Health Dalmeny	New South Wales	7	0	1	8
804	Estia Health Epping - The Poplars	New South Wales	4	0	9	13
1041	Estia Health Figtree	New South Wales	32	1	10	42
1170	Estia Health Kogarah	New South Wales	3	0	1	4
882	Estia Health Manly Vale	New South Wales	1	0	3	4
881	Fairfield Nursing Home	New South Wales	22	0	8	30
667	Fairlea Aged Care @ Penshurst	New South Wales	0	0	2	2
502	Fig Tree Point Aged Care Facility	New South Wales	2	0	2	4
429	Flinders Court	New South Wales	17	0	0	17
556	Garrawarra Centre	New South Wales	1	0	10	11
5270	Genista Aged Care Facility	New South Wales	30	0	5	35

NAPS ID	Service Name	State	Resident Cases	Resident Deaths	Staff Cases	Total Incidents
1151	Gillawarna Village	New South Wales	0	0	5	5
6153	Goodhew Gardens	New South Wales	14	0	4	18
672	Goondee Aged Care Home	New South Wales	26	1	10	36
22734	Gosling Creek Aged Care	New South Wales	1	0	0	1
557	Governor Phillip Manor	New South Wales	14	0	0	14
1086	Green Hills Residential Care Service	New South Wales	5	1	7	12
19383	Greenhill Manor	New South Wales	1	0	1	2
438	Greenhills Lodge	New South Wales	4	0	3	7
935	Guildford Nursing Home	New South Wales	0	0	2	2
7275	Gumleigh Gardens Hostel	New South Wales	2	0	3	5
385	HammondCare Waratah	New South Wales	0	0	3	3
1094	Harbourside Haven Nursing Home and Hostel	New South Wales	0	0	4	4
228	Haydays Retirement Hostel	New South Wales	0	0	2	2
373	Heiden Park Lodge	New South Wales	28	0	9	37
532	Heritage Botany	New South Wales	24	0	7	31
862	Heritage Kingswood	New South Wales	0	0	2	2
915	Heritage Queanbeyan	New South Wales	15	1	9	24
6376	Hippocrates Aged Care Centre	New South Wales	12	1	13	25
26094	Horton House	New South Wales	4	1	4	8
738	Hunters Hill Montefiore Home	New South Wales	2	0	12	14
960	Huntingdon Gardens Aged Care Facility	New South Wales	18	0	10	28
341	Illawarra Multi-Cultural Village Hostel	New South Wales	2	0	2	4
349	Inasmuch Community Hostel	New South Wales	20	0	10	30
359	IRT St Georges Basin	New South Wales	1	0	3	4
982	IRT Tarrawanna Care Centre	New South Wales	13	0	1	14
173	IRT Thomas Holt Kirrawee	New South Wales	24	0	16	40
304	IRT Thomas Holt Sans Souci Gardens	New South Wales	13	0	2	15
175	James Milson Village North Sydney	New South Wales	30	0	12	42

NAPS ID	Service Name	State	Resident Cases	Resident Deaths	Staff Cases	Total Incidents
659	Japara Henley Manor	New South Wales	6	0	2	8
1176	Japara The Brelsford	New South Wales	1	0	2	3
6383	Japara The Mariner	New South Wales	1	0	1	2
132	Juliana Village	New South Wales	1	0	1	2
735	Katoomba Views Care Community	New South Wales	10	0	5	15
1106	Killara Glades Care Community	New South Wales	3	0	0	3
479	Lara Aged Care	New South Wales	20	0	22	42
11	Macquarie Lodge Aged Care Plus Centre	New South Wales	48	0	16	64
1068	Maitland Grange Care Community	New South Wales	11	0	4	15
5309	Marco Polo Aged Care Facility	New South Wales	0	0	19	19
5856	Mark Moran at Little Bay	New South Wales	2	0	0	2
965	Maroubra Shores	New South Wales	18	0	9	27
1088	Mary Potter Nursing Home	New South Wales	11	0	13	24
884	Mayfield Aged Care	New South Wales	1	0	1	2
1128	McLean Care Mackellar Apex Campus	New South Wales	14	0	10	24
668	Meadowbank Grove Care Community	New South Wales	3	1	11	14
706	Menaville Nursing Home	New South Wales	24	0	6	30
5523	Minchinbury Manor	New South Wales	19	0	12	31
885	Mona Vale House	New South Wales	7	0	6	13
889	Mona Vale View Care Community	New South Wales	0	0	8	8
5258	Montana Aged Care Facility	New South Wales	2	0	4	6
6962	Moran Engadine	New South Wales	0	0	9	9
6801	Moran Sylvania	New South Wales	0	0	2	2
332	Mountain View Lodge Hostel	New South Wales	1	0	0	1
1144	Mountainview Nursing Home	New South Wales	3	0	0	3
330	Myoora Homestead Hostel	New South Wales	2	0	2	4
1158	Narrabeen Glades Care Community	New South Wales	10	0	3	13
1154	Narraweena Grove Care Community	New South Wales	18	1	8	26

NAPS ID	Service Name	State	Resident Cases	Resident Deaths	Staff Cases	Total Incidents
7212	Newmarch House	New South Wales	3	0	1	4
55	Nuffield Village	New South Wales	1	0	2	3
162	Our Lady Of Consolation Home	New South Wales	2	0	0	2
722	Our Lady Of Consolation Nursing Home	New South Wales	0	0	2	2
6899	Pathways Sailors Bay	New South Wales	1	0	0	1
444	Peninsula Villages Ltd	New South Wales	5	0	8	13
339	Peter Sinclair Gardens	New South Wales	10	0	4	14
407	Portland Tabulam Health Centre	New South Wales	10	0	3	13
547	Presbyterian Aged Care - Ashfield	New South Wales	2	0	0	2
549	Presbyterian Aged Care - Paddington	New South Wales	23	0	5	28
440	Presbyterian Aged Care - Wescott	New South Wales	8	0	8	16
1050	Quakers Hillside Care Community	New South Wales	7	0	4	11
6214	Randwick Montefiore Home	New South Wales	3	0	71	74
1155	Raymond Terrace Gardens Care Community	New South Wales	13	0	8	21
626	Regis Belmore	New South Wales	40	0	11	51
1098	Regis Hornsby	New South Wales	11	0	6	17
5671	Regis Port Macquarie	New South Wales	8	0	2	10
5578	Regis Port Stephens	New South Wales	0	0	6	6
817	RFBI Armidale Masonic Village	New South Wales	2	0	1	3
5674	RFBI Basin View Masonic Village	New South Wales	15	1	13	28
1114	RFBI Bellingen Masonic Village	New South Wales	14	0	7	21
124	RFBI Benhome Masonic Village	New South Wales	1	0	0	1
7971	RFBI Dubbo Masonic Village	New South Wales	1	0	0	1
321	RFBI Glen Innes Masonic Village	New South Wales	9	0	4	13
449	RFBI Goulburn Masonic Village	New South Wales	2	0	5	7
311	RFBI Hawkins Masonic Village - Acacia House	New South Wales	2	0	4	6
6223	RFBI Leeton Masonic Village	New South Wales	2	0	4	6
5958	Riverside Gardens Nursing Care Centre	New South Wales	8	0	12	20

NAPS ID	Service Name	State	Resident Cases	Resident Deaths	Staff Cases	Total Incidents
880	Rosedurnate Aged Care Plus Centre (2503)	New South Wales	5	0	9	14
945	Rosemore Aged Care	New South Wales	0	0	6	6
784	Roseneath Aged Care Centre Pty Ltd	New South Wales	7	1	7	14
605	S Antonio Da Padova Nursing Home	New South Wales	0	0	6	6
1147	Scalabrini Village Allambie Heights	New South Wales	1	0	3	4
1111	Scalabrini Village Griffith	New South Wales	0	0	2	2
1183	Scalabrini Village Nursing Home (Bexley)	New South Wales	13	0	2	15
1020	Shoalhaven Place Care Community	New South Wales	39	0	18	57
1048	Sir William Hudson Memorial Centre	New South Wales	0	0	2	2
64	Southern Cross Care Karinya Residential Aged Care	New South Wales	2	0	1	3
189	Southern Cross Care North Turrumurra Residential Aged Care	New South Wales	2	0	8	10
443	Southern Cross Care St Joseph's Residential Aged Care	New South Wales	2	0	2	4
54	Southern Cross Care St Michael's Residential Aged Care	New South Wales	28	0	4	32
22781	Southern Cross Care Thornton Park	New South Wales	4	0	0	4
814	St Annes Nursing Home	New South Wales	48	6	26	74
7	St Basil's Annandale	New South Wales	8	0	6	14
539	St Basil's Kogarah	New South Wales	2	0	2	4
114	St Basil's Lakemba	New South Wales	4	0	24	28
19425	St Charbel's Care Centre	New South Wales	3	0	1	4
5176	St David's Village	New South Wales	13	0	0	13
931	St George Aged Care Centre	New South Wales	0	0	3	3
586	St Josephs Nursing Home	New South Wales	0	0	4	4
546	St Marys Villa Residential Aged Care	New South Wales	13	0	10	23
8068	St Vincent's Care Services Bronte	New South Wales	2	0	0	2
318	St Vincent's Care Services Haberfield	New South Wales	13	0	2	15
1095	St Vincent's Care Services Heathcote	New South Wales	8	0	0	8
413	St Vincent's Care Services Yennora	New South Wales	20	2	14	34

NAPS ID	Service Name	State	Resident Cases	Resident Deaths	Staff Cases	Total Incidents
883	SummitCare Canley Vale	New South Wales	0	0	7	7
540	SummitCare St Marys	New South Wales	70	0	34	104
6375	The Orchards Aged Care	New South Wales	8	0	15	23
724	The Palms Nursing Home	New South Wales	0	0	9	9
96	The Pioneers Lodge	New South Wales	1	0	0	1
26579	The Village by Scalabrini	New South Wales	9	0	1	10
669	The Whiddon Group - Glenfield	New South Wales	143	5	109	252
259	The Whiddon Group - Glenfield - Easton Park	New South Wales	36	2	80	116
113	The Whiddon Group - Kyogle	New South Wales	6	0	8	14
234	The Whiddon Group - Narrabri - Robert Young	New South Wales	0	0	6	6
310	The Whiddon Group - Redhead	New South Wales	22	1	24	46
202	The Whiddon Group - Wingham - Primrose	New South Wales	32	4	21	53
1160	Tingira Hills Care Community	New South Wales	13	0	19	32
116	Uniting Annesley Haberfield	New South Wales	20	0	2	22
488	Uniting Bankstown	New South Wales	21	1	2	23
6378	Uniting Berry	New South Wales	2	0	0	2
161	Uniting Bruce Sharpe Rockdale	New South Wales	10	0	4	14
89	Uniting Carroona Jarman Goonellabah	New South Wales	7	0	2	9
908	Uniting Carroona Marima Goonellabah	New South Wales	0	0	2	2
409	Uniting Carroona Yamba	New South Wales	15	0	11	26
6388	Uniting Eden	New South Wales	3	1	12	15
1059	Uniting Edinglassie Emu Plains	New South Wales	9	0	16	25
238	Uniting Hawkesbury Richmond	New South Wales	25	0	15	40
394	Uniting Illowra Waverley	New South Wales	1	0	0	1
115	Uniting Kamilaroi Lane Cove	New South Wales	4	0	1	5
1074	Uniting McKay House Tamworth	New South Wales	2	0	0	2
6233	Uniting Mingaletta Port Macquarie	New South Wales	7	0	4	11
36	Uniting Narla Belmont North	New South Wales	8	0	1	9

NAPS ID	Service Name	State	Resident Cases	Resident Deaths	Staff Cases	Total Incidents
6218	Uniting Quong Tart Ashfield	New South Wales	1	0	2	3
499	Uniting Roberts Lodge Peakhurst	New South Wales	1	0	2	3
461	Uniting St Columba's Lane Cove	New South Wales	12	0	0	12
483	Uniting The Garrison Mosman	New South Wales	17	0	0	17
1013	Uniting Wesley Heights Manly	New South Wales	2	0	0	2
142	Uniting Wontama Orange	New South Wales	1	0	1	2
913	Viewhaven Lodge	New South Wales	8	0	3	11
753	Wahroonga House	New South Wales	23	1	1	24
6802	Wallsend Manor Aged Care	New South Wales	12	0	3	15
5823	Warialda Multi-Purpose Service	New South Wales	2	0	2	4
697	Warrigal Care Bundanoon	New South Wales	0	0	2	2
792	Warrigal Care Goulburn	New South Wales	38	1	39	77
5705	Warrigal Wollongong	New South Wales	19	1	5	24
56	Warrina Village Hostel	New South Wales	3	0	0	3
799	Waterview Aged Care Facility	New South Wales	5	0	10	15
968	Weeroona Aged Care Residence	New South Wales	23	1	0	23
7259	Wesley Rayward	New South Wales	4	0	2	6
76	Wesley Tebbutt	New South Wales	0	0	10	10
6960	Winston Hillside Care Community	New South Wales	7	0	4	11
203	Woodberry Village	New South Wales	12	0	3	15
280	Woollahra Montefiore Home	New South Wales	1	0	0	1
773	Wyoming Nursing Home	New South Wales	21	0	6	27
419	Yallabee Lodge	New South Wales	2	0	1	3
160	Yallabee Village	New South Wales	20	1	2	22
991	Yallaroo	New South Wales	22	1	12	34
6286	Mulakunya Flexible Aged Care Service (Nguiu)	Northern Territory	0	0	3	3
5397	Regis Tiwi	Northern Territory	27	1	38	65
4396	Terrace Gardens	Northern Territory	0	0	4	4

NAPS ID	Service Name	State	Resident Cases	Resident Deaths	Staff Cases	Total Incidents
5269	Algester Lodge	Queensland	1	0	2	3
3600	Anglicare SQ Kirami Home for the Aged	Queensland	6	0	9	15
3407	Anglicare SQ St John's Home for Aged Men	Queensland	16	1	1	17
3911	Anglicare SQ St Martin's Nursing Home	Queensland	16	0	5	21
3705	Arcare Eight Mile Plains	Queensland	2	0	1	3
7009	Arcare Hope Island	Queensland	20	0	6	26
22888	Arcare Noosa	Queensland	8	0	7	15
22702	Arcare Parkinson	Queensland	0	0	3	3
3703	Arcare Sanctuary Manors	Queensland	1	0	0	1
5644	Arcare Slacks Creek	Queensland	22	0	5	27
23009	Arcare Taigum	Queensland	1	0	1	2
3619	Ashmore Gardens Care Community	Queensland	2	0	0	2
3633	Ashmore Retreat	Queensland	0	0	8	8
23017	Aspley Aged Care	Queensland	5	0	8	13
3753	BallyCara Aged Care	Queensland	1	0	0	1
3400	Beauaraba Lodge	Queensland	9	0	1	10
3498	Beaumont Care Roslyn Lodge	Queensland	1	0	0	1
3429	Benevolent Living	Queensland	26	4	26	52
5884	Berrinba Greens Care Community	Queensland	1	0	0	1
3422	Beth Eden	Queensland	28	1	9	37
3765	Bethany	Queensland	8	0	8	16
3708	Bethesda Caring Centre	Queensland	4	0	1	5
3803	Blue Care Bundaberg Riverlea Aged Care Facility	Queensland	4	0	4	8
3791	Blue Care Carina Aged Care Facility	Queensland	0	0	11	11
3555	Blue Care Elanora Pineshaven Aged Care Facility	Queensland	0	0	7	7
3746	Blue Care Flinders View Nowlanvil Aged Care Facility	Queensland	40	1	23	63
3896	Blue Care Kingaroy Canowindra Aged Care Facility	Queensland	12	0	1	13
3364	Blue Care Labrador Aged Care Facility	Queensland	56	1	23	79

NAPS ID	Service Name	State	Resident Cases	Resident Deaths	Staff Cases	Total Incidents
3479	Blue Care Mackay Homefield Aged Care Facility	Queensland	11	0	11	22
3384	Blue Care Sunnybank Hills Carramar Aged Care Facility	Queensland	3	0	8	11
3507	Blue Care Toogoolawah Alkira Aged Care Facility	Queensland	5	0	6	11
3795	Blue Care Wynnum Aged Care Facility	Queensland	13	0	18	31
3437	Bolton Clarke Fairview	Queensland	21	0	11	32
3438	Bolton Clarke Fernhill	Queensland	4	0	4	8
3610	Bolton Clarke Galleon Gardens	Queensland	12	0	11	23
3639	Bolton Clarke Inverpine	Queensland	1	0	4	5
5643	Bolton Clarke Moreton Shores	Queensland	0	0	2	2
3403	Brookfield Green	Queensland	2	0	0	2
3846	Bundaleer Lodge Nursing Home	Queensland	7	0	4	11
19423	Bupa Cairns	Queensland	24	0	13	37
6820	Bupa Mt Sheridan	Queensland	2	0	1	3
3792	Bupa New Farm	Queensland	1	0	2	3
3380	Cabanda Aged Care	Queensland	1	0	5	6
3905	Caloundra Place Care Community	Queensland	37	1	11	48
3634	Capricorn Adventist Retirement Village	Queensland	2	0	6	8
12349	Caravonica Waters	Queensland	1	0	3	4
7353	Carinity Cedarbrook	Queensland	12	0	3	15
3405	Carinity Hilltop	Queensland	5	0	2	7
3618	Carinity Kepnock Grove	Queensland	10	0	2	12
3434	Carinya (Atherton) Hostel	Queensland	5	0	3	8
3566	Central & Upper Burnett District Home for the Aged Nursing Home	Queensland	7	0	3	10
3878	Churches of Christ Brig-o-doon Aged Care Service	Queensland	0	0	2	2
3676	Churches of Christ Care Fair Haven Aged Care Service Hervey Bay	Queensland	22	0	16	38
3788	Churches of Christ Clive Burdeu Aged Care Service	Queensland	1	0	2	3
3546	Churches of Christ Homesteads Aged Care Service	Queensland	2	0	4	6

NAPS ID	Service Name	State	Resident Cases	Resident Deaths	Staff Cases	Total Incidents
3420	Churches of Christ Lady Small Haven Aged Care Service	Queensland	1	0	2	3
3418	Churches of Christ Moonah Park Aged Care Service	Queensland	1	0	1	2
3491	Cooinda Aged Care Centre	Queensland	4	0	4	8
27917	Cunnamulla Multi-Purpose Service	Queensland	1	0	7	8
3872	Esida	Queensland	3	0	2	5
3903	Estia Health Mudgeeraba	Queensland	23	0	13	36
26550	Estia Health Twin Waters	Queensland	0	0	2	2
3712	Eventide Home Rockhampton	Queensland	2	0	4	6
3779	Francis Of Assisi Home	Queensland	2	0	8	10
5645	Glasshouse Views	Queensland	13	0	6	19
6816	Harbour Quays Residential Aged Care	Queensland	1	0	3	4
23484	Infinite Care Edmonton Gardens	Queensland	14	0	2	16
22922	Infinite Care Mount Lofty	Queensland	7	0	4	11
3845	Japara Gympie Views	Queensland	26	0	7	33
3884	Japara Noosa	Queensland	5	0	8	13
26604	Japara Robina Rise	Queensland	1	0	4	5
5885	Jeta Gardens Aged Care Facility	Queensland	0	0	15	15
26546	Jimboomba Community Aged Care	Queensland	19	0	15	34
8008	Kerrisdale Gardens	Queensland	3	0	2	5
3545	Lions Haven For The Aged	Queensland	9	2	7	16
3476	Lodges on George	Queensland	2	0	3	5
5450	Lorocco	Queensland	15	0	7	22
3475	Maranatha Aged Care	Queensland	9	0	10	19
3658	McAuley Place	Queensland	2	1	3	5
3494	McLean Care Yallambee	Queensland	3	0	2	5
3698	Morayfield Grove Care Community	Queensland	2	0	0	2
5377	Mundubbera Multipurpose Health Service	Queensland	1	0	4	5
3549	Murroona Gardens	Queensland	1	0	1	2

NAPS ID	Service Name	State	Resident Cases	Resident Deaths	Staff Cases	Total Incidents
3560	Murroona Gardens	Queensland	7	0	6	13
23598	Narangba Aged Care	Queensland	1	0	9	10
3453	Nazareth Residential Aged Care	Queensland	9	0	2	11
8013	NewDirection Care at Bellmere	Queensland	2	0	0	2
22881	North Lakes Terrace Care Community	Queensland	45	2	12	57
3656	Northridge Salem	Queensland	2	0	0	2
3358	Oxley Grove Care Community	Queensland	2	0	4	6
19391	Ozcare - Hervey Bay	Queensland	5	0	2	7
3606	Ozcare Caroline Chisholm	Queensland	3	0	8	11
23596	Ozcare Mackay	Queensland	2	0	6	8
5581	Ozcare Noosa Heads	Queensland	8	0	10	18
5534	Ozcare Ozanam Villa - Burleigh	Queensland	22	0	10	32
3834	Ozcare Palm Lodge	Queensland	15	1	10	25
5944	Ozcare Parkwood Gardens	Queensland	6	0	2	8
7007	Palm Lake Bethania Aged Care Facility	Queensland	1	0	3	4
22950	Palm Lake Care Toowoomba	Queensland	4	0	4	8
3735	Parklands Residential Aged Care Facility	Queensland	0	0	4	4
3720	Parkview	Queensland	0	0	5	5
3411	Pine Lodge Home for the Aged	Queensland	0	0	4	4
3499	PresCare - Alexandra Gardens	Queensland	2	0	0	2
5466	Proserpine Nursing Home	Queensland	5	0	9	14
3468	Pyramid Residential Care Centre	Queensland	0	0	8	8
3464	Regis Bulimba	Queensland	90	0	22	112
7350	Regis Chelmer	Queensland	0	0	10	10
7017	Regis Ferny Grove	Queensland	1	0	2	3
5877	Regis Kuluin	Queensland	11	0	17	28
26622	Regis Lutwyche	Queensland	3	0	5	8
3477	Regis Redlynch	Queensland	3	0	4	7

NAPS ID	Service Name	State	Resident Cases	Resident Deaths	Staff Cases	Total Incidents
5172	Regis Salisbury	Queensland	1	0	1	2
23367	Regis Sandgate - Griffith	Queensland	10	0	0	10
3690	Regis Sippy Downs	Queensland	0	0	3	3
3450	Regis Whitfield	Queensland	0	0	2	2
3683	Resthaven On Quarry	Queensland	11	0	4	15
3486	Salem	Queensland	1	0	0	1
5974	Seabrook	Queensland	1	0	22	23
3522	Sinnamon Village - Jacobs Court	Queensland	1	0	0	1
3523	Sinnamon Village - Knowles Court	Queensland	4	0	1	5
3469	Southern Cross Care Allora - Homestead	Queensland	1	0	1	2
3471	Southern Cross Care Holland Park - Duhig Village	Queensland	0	0	3	3
3504	Southern Cross Care Nanango - Karinya	Queensland	1	0	4	5
6446	Southern Cross Care Stretton Gardens	Queensland	1	0	0	1
3812	St Mary's Aged Care	Queensland	14	0	13	27
3541	St Paul de Chartres Residential Aged Care	Queensland	1	0	11	12
22828	St Vincent's Care Douglas	Queensland	6	0	7	13
19369	St Vincent's Care Services Maroochydore	Queensland	6	0	5	11
3719	St Vincent's Care Services Toowoomba - Nursing Home	Queensland	6	0	9	15
5371	Texas Multipurpose Health Service	Queensland	3	0	0	3
3868	The Good Shepherd Nursing Home	Queensland	1	0	3	4
3443	Torbay	Queensland	9	0	6	15
3750	TriCare Cypress Gardens Aged Care Residence	Queensland	2	0	0	2
3813	TriCare Mermaid Beach Aged Care Residence	Queensland	0	0	3	3
3760	TriCare Stafford Lakes Aged Care Residence	Queensland	11	2	7	18
7011	TriCare Sunnybank Hills Aged Care Residence	Queensland	1	0	2	3
3412	Villa Maria Centre	Queensland	0	0	3	3
5274	Villa Serena	Queensland	2	0	0	2
3527	Wheller Gardens - Emmaus Village	Queensland	0	0	8	8

NAPS ID	Service Name	State	Resident Cases	Resident Deaths	Staff Cases	Total Incidents
3588	Whiddon Beaudesert Star	Queensland	5	0	7	12
3442	Wongaburra Garden Settlement Hostel	Queensland	23	0	4	27
3553	Woombye Care	Queensland	2	0	2	4
4388	ACH Group Residential Care - Colton Court	South Australia	7	0	2	9
4252	ACH Group Residential Care - Kapara	South Australia	22	0	0	22
4038	ACH Group Residential Care - Perry Park (low care)	South Australia	2	0	1	3
4181	Aldinga Beach Court	South Australia	1	0	5	6
4340	Alwyndor Aged Care	South Australia	6	1	13	19
4153	Aminya Village Hostel	South Australia	10	0	6	16
4257	Ananda Hope Valley Residential Care	South Australia	63	4	31	94
4179	AnglicareSA Elizabeth - Dutton Court	South Australia	1	0	2	3
4371	AnglicareSA Elizabeth East	South Australia	20	0	8	28
4338	AnglicareSA Trott Park	South Australia	32	0	11	43
4128	Ardrossan Community Hostel	South Australia	0	0	2	2
4149	Ashman Grove Aged Care Hostel	South Australia	11	0	13	24
4091	Barunga Village Incorporated	South Australia	10	0	17	27
4072	Belalie Lodge	South Australia	7	0	3	10
4272	Bene Aged Care - St Clair	South Australia	36	0	4	40
4167	Boandik Crouch Street	South Australia	7	0	8	15
5648	Boandik St Mary's	South Australia	17	1	4	21
4166	Bonney Lodge	South Australia	15	0	15	30
4262	Calvary Flora McDonald Retirement Community	South Australia	6	1	11	17
4116	Calvary St Catherine's Retirement Community	South Australia	1	0	1	2
4366	Carmelite Residential Care	South Australia	10	2	5	15
5628	Ceduna MPS	South Australia	0	0	2	2
4055	Charles Young Residential Care Centre	South Australia	19	0	6	25
4049	Clayton Church Homes - Magill	South Australia	6	0	10	16
4277	Clayton Church Homes - Onkaparinga Valley	South Australia	19	0	10	29

NAPS ID	Service Name	State	Resident Cases	Resident Deaths	Staff Cases	Total Incidents
5338	Disability SA Northgate	South Australia	8	0	4	12
4156	Dunbar Homes Salisbury	South Australia	5	0	3	8
4159	Edenfield Family Care	South Australia	17	0	5	22
4200	Eldercare Acacia Court	South Australia	8	0	2	10
4196	Eldercare Allambi	South Australia	16	0	19	35
4137	Eldercare Sash Ferguson	South Australia	1	0	2	3
4197	Eldercare The Lodge	South Australia	1	0	5	6
4356	Estia Health Craigmore	South Australia	0	0	2	2
4278	Estia Health Daw Park	South Australia	23	0	15	38
4202	Estia Health Encounter Bay	South Australia	0	0	2	2
4296	Estia Health Golden Grove	South Australia	3	0	4	7
4023	Estia Health Kadina	South Australia	6	0	6	12
7252	Estia Health Lockleys	South Australia	2	0	3	5
4232	Estia Health Parkside	South Australia	4	0	6	10
4198	Estia Health Toorak Gardens	South Australia	0	0	2	2
4064	Fullarton Lutheran Homes	South Australia	23	0	33	56
4110	Fullarton Residential Care	South Australia	0	0	3	3
4308	Gawler Grande Views	South Australia	25	1	25	50
4363	Gaynes Park Manor	South Australia	0	0	3	3
4238	Gloucester Residential Care	South Australia	37	1	21	58
4242	Helping Hand Aged Care - Doreen Bond House	South Australia	13	1	32	45
22996	Helping Hand Aged Care - Golden Grove	South Australia	7	1	6	13
4017	Helping Hand Aged Care - Ingle Farm	South Australia	1	0	6	7
7077	Helping Hand Aged Care - Lightsview	South Australia	0	0	14	14
4190	Hillside Residential Care Centre	South Australia	3	0	3	6
4230	Japara Brighton	South Australia	0	0	2	2
4307	Japara Oaklands	South Australia	1	0	1	2
5545	Japara The Homestead	South Australia	0	0	4	4

NAPS ID	Service Name	State	Resident Cases	Resident Deaths	Staff Cases	Total Incidents
4071	Kalyra Belair Aged Care	South Australia	12	0	13	25
4199	Kalyra McLaren Vale Aged Care	South Australia	0	0	4	4
4365	Klemzig Residential Care Services	South Australia	54	3	22	76
4374	Lerwin Nursing Home	South Australia	1	0	1	2
5282	LHI Glynde	South Australia	5	1	2	7
4151	LHI Hope Valley	South Australia	10	2	7	17
4086	Longridge Aged Care	South Australia	4	0	5	9
23160	Lower North - Burra MPS	South Australia	5	0	5	10
4372	Marten Residential Care Centre	South Australia	3	0	0	3
4225	Melaleuca Court Nursing Home	South Australia	5	0	4	9
23171	Mid West - Streaky Bay MPS	South Australia	3	0	2	5
4180	Morlancourt	South Australia	38	0	16	54
6467	Oaklands Park Lodge Residential Care	South Australia	2	0	2	4
4087	Orroroo Community Home	South Australia	0	0	3	3
4301	Parkrose Village	South Australia	2	0	3	5
4354	Parkview Aged Care	South Australia	1	0	3	4
7963	Port Pirie Regional Health Service - Hammill House	South Australia	3	0	3	6
4102	Regis Burnside	South Australia	30	2	0	30
4265	Regis Kingswood	South Australia	32	3	16	48
4289	Regis Marleston	South Australia	1	0	0	1
4280	Regis Playford	South Australia	5	1	0	5
4092	Renmark & Paringa District Hospital Hostel	South Australia	3	0	4	7
4345	Renmark Nursing Home	South Australia	1	0	0	1
4093	Resthaven Bellevue Heights	South Australia	8	1	17	25
4253	Resthaven Leabrook	South Australia	21	1	9	30
4255	Resthaven Malvern	South Australia	4	0	6	10
4333	Resthaven Marion	South Australia	14	0	22	36
4254	Resthaven Mitcham	South Australia	0	0	8	8

NAPS ID	Service Name	State	Resident Cases	Resident Deaths	Staff Cases	Total Incidents
6921	Resthaven Mount Gambier	South Australia	1	0	9	10
4098	Resthaven Murray Bridge	South Australia	6	0	11	17
4347	Resthaven Paradise	South Australia	0	0	9	9
7451	Resthaven Port Elliot	South Australia	1	0	3	4
4309	Resthaven Westbourne Park	South Australia	0	0	18	18
4079	Restvale Hostel	South Australia	3	0	3	6
4186	Reynella Lodge	South Australia	1	0	1	2
4141	Ridgehaven Residential Care Centre	South Australia	46	2	8	54
4207	Semaphore Residential Care Centre	South Australia	24	1	6	30
4326	Somerton Residential Care Centre	South Australia	3	0	4	7
4157	St Basil's at Croydon Park	South Australia	15	0	10	25
4237	St Basil's at St Peters	South Australia	3	0	0	3
4369	St Joseph's House	South Australia	0	0	5	5
4124	St Raphaels Home For The Aged	South Australia	12	1	7	19
4376	Star Of The Sea Home For The Aged	South Australia	3	0	13	16
4115	Tanunda Lutheran Home	South Australia	2	0	1	3
4256	The Carlyle on Cross	South Australia	7	0	5	12
4375	The Claridge Residential Care	South Australia	20	0	3	23
4018	The Oaks Aged Care Facility	South Australia	22	0	13	35
4107	The Philip Kennedy Centre Residential Care	South Australia	0	0	4	4
4111	The Pines Lodge Residential Care	South Australia	7	1	1	8
4114	The Willochra Home	South Australia	0	0	6	6
6262	Tjilpiku Pampaku Ngura Aged Care Service	South Australia	8	0	9	17
4155	Torrens Valley Aged Care	South Australia	13	0	3	16
6263	Tullawon Aged Care	South Australia	3	0	0	3
4162	Villa St Hilarion-Fulham	South Australia	17	0	11	28
6873	Waikerie MPS	South Australia	4	0	5	9
5460	War Veterans Home Myrtle Bank	South Australia	1	0	0	1

NAPS ID	Service Name	State	Resident Cases	Resident Deaths	Staff Cases	Total Incidents
4089	Wesley House	South Australia	9	0	10	19
4274	Wheatfields Incorporated	South Australia	0	0	3	3
4998	Ainslie Low Head	Tasmania	2	0	1	3
6488	Barossa Park Lodge	Tasmania	24	0	3	27
4979	Emmerton Park Aged Care Facility	Tasmania	3	0	2	5
8024	Fairway Rise	Tasmania	10	0	3	13
5311	Glenview Community Services Inc.	Tasmania	1	0	3	4
5092	Melaleuca Home For The Aged	Tasmania	1	0	0	1
5077	Mt St Vincent	Tasmania	8	0	4	12
5097	Regis Tasmania - Eastern Shore	Tasmania	2	0	0	2
5027	Sandown Apartments	Tasmania	4	0	10	14
5531	Tasman MPS	Tasmania	11	0	6	17
5069	The Manor Nursing Home	Tasmania	1	0	0	1
5512	The Queen Victoria Home	Tasmania	49	0	22	71
1804	AdventCare Yarra Ranges	Victoria	7	0	4	11
1787	Alcheringa	Victoria	6	0	0	6
3043	Anzac Lodge Private Nursing Home	Victoria	3	0	0	3
5936	Arcare Carnegie	Victoria	1	0	1	2
7254	Arcare Caulfield	Victoria	27	0	7	34
1970	Arcare Portarlington	Victoria	4	0	5	9
2008	Arcare Reservoir	Victoria	1	0	0	1
1785	Ashleigh House Hostel	Victoria	21	0	11	32
2122	Assisi Centre Aged Care	Victoria	23	0	7	30
8029	Aurum Plenty	Victoria	2	0	7	9
3034	Bairnsdale Parklands Care Community	Victoria	15	0	6	21
5352	Baptcare - Hedley Sutton Community	Victoria	25	0	6	31
2346	Baptcare - Westhaven Community	Victoria	4	0	0	4
7467	Baptcare Brookview Community	Victoria	5	0	3	8

NAPS ID	Service Name	State	Resident Cases	Resident Deaths	Staff Cases	Total Incidents
5913	Baptcare Heritage Manor Community	Victoria	20	0	30	50
19354	Baptcare The Orchards Community	Victoria	11	0	8	19
2845	Benetas Colton Close	Victoria	4	0	2	6
1891	Benetas Corowa Court	Victoria	45	0	21	66
27740	Berengarra - St George's Health Service, Kew	Victoria	4	0	5	9
2040	Bindaree Retirement Centre	Victoria	5	0	4	9
5990	BlueCross Baradine	Victoria	6	0	0	6
1884	BlueCross Box Hill	Victoria	3	0	0	3
5275	BlueCross Broughtonlea	Victoria	8	0	3	11
2130	BlueCross Cresthaven	Victoria	20	0	1	21
5711	BlueCross Hansworth	Victoria	49	0	9	58
5942	BlueCross Karinya Grove	Victoria	4	0	5	9
1929	BlueCross Livingstone Gardens	Victoria	6	0	1	7
5175	BlueCross Riverlea	Victoria	6	0	1	7
23184	BlueCross Sheridan Hall Caulfield	Victoria	3	0	2	5
2619	Brentwood Nursing Home	Victoria	21	1	5	26
2067	BSL Aged Care - Clifton Hill	Victoria	3	0	5	8
19293	Bupa Ballarat	Victoria	36	0	18	54
5305	Bupa Bendigo	Victoria	1	0	0	1
2707	Bupa Coburg	Victoria	4	0	1	5
6835	Bupa Mildura	Victoria	1	0	0	1
2728	Bupa Woodend	Victoria	4	0	5	9
1778	Carinya Lodge Hostel	Victoria	1	0	4	5
2698	Carrum Downs Private Nursing Home	Victoria	3	0	0	3
5760	CCSSCI - On Luck Chinese Nursing Home	Victoria	8	0	9	17
2716	Centennial Lodge	Victoria	2	0	0	2
5909	Chaffey Aged Care	Victoria	7	0	3	10
27664	Charles Brownlow Retirement Village	Victoria	1	0	3	4

NAPS ID	Service Name	State	Resident Cases	Resident Deaths	Staff Cases	Total Incidents
2329	Charlesbrook	Victoria	29	1	15	44
5927	Churches of Christ Arcadia Aged Care Service	Victoria	20	0	3	23
2338	Claremont Terrace	Victoria	11	0	0	11
1980	Cobden District Health Services	Victoria	20	0	16	36
2134	Coppin Centre	Victoria	10	0	0	10
2770	Craigcare Berwick	Victoria	45	1	13	58
2722	Craigcare Pascoe Vale	Victoria	2	0	0	2
2949	Darlingford Upper Goulburn Nursing Home	Victoria	5	0	4	9
5799	Doutta Galla Avondale Heights Aged Care Facility	Victoria	4	0	0	4
6909	Doutta Galla Footscray Aged Care Facility	Victoria	11	0	0	11
2300	Doutta Galla Queens Park Aged Care Facility	Victoria	2	0	0	2
2144	Doutta Galla Yarraville Village Aged Care Facility	Victoria	7	0	2	9
2333	Edenvale Manor Aged Care Facility	Victoria	1	0	4	5
8030	Embracia Moonee Valley	Victoria	18	0	0	18
2297	Emmavale Gardens	Victoria	20	0	5	25
2840	Estia Health Altona Meadows	Victoria	2	0	3	5
5924	Estia Health Bannockburn	Victoria	1	0	0	1
2304	Estia Health Dandenong	Victoria	5	0	1	6
2762	Estia Health Epping VIC	Victoria	15	0	2	17
8076	Estia Health Glen Waverley	Victoria	18	0	4	22
2736	Estia Health Grovedale	Victoria	4	0	2	6
5914	Estia Health South Morang	Victoria	32	0	5	37
2644	Estia Health Victoria Heights	Victoria	7	0	6	13
1771	Eva Tilley Memorial Hostel	Victoria	0	0	3	3
1855	Faversham House	Victoria	1	0	0	1
6833	Forest Lodge Residential Aged Care	Victoria	26	0	7	33
19352	Frankston Nursing Home	Victoria	33	0	5	38
5412	Froniditha Clayton Aged Care	Victoria	27	1	3	30

NAPS ID	Service Name	State	Resident Cases	Resident Deaths	Staff Cases	Total Incidents
5474	Froniditha Thalpori Aged Care Services - St Albans	Victoria	1	0	0	1
2265	Geoffrey Cutter Centre	Victoria	0	0	6	6
1889	Glendale Aged Care	Victoria	14	0	2	16
5379	Glengollan Village	Victoria	1	0	0	1
2197	Grant Lodge Aged Care Facility	Victoria	5	0	0	5
23010	Greenview	Victoria	1	0	0	1
5805	Greenway Gardens	Victoria	6	0	3	9
3028	Gregory Lodge	Victoria	16	1	0	16
2020	Hailey House Hostel	Victoria	8	0	0	8
2186	HammondCare - The Glens	Victoria	1	0	0	1
2148	Harmony Village Inc	Victoria	10	0	0	10
2326	Inverloch Coast Care Community	Victoria	7	0	5	12
2296	Japara Capel Sands	Victoria	6	0	3	9
2666	Japara Lower Plenty Garden Views	Victoria	2	0	1	3
2271	Japara Narracan Gardens	Victoria	10	0	7	17
2332	Japara Rosanna Views	Victoria	37	0	11	48
23624	Japara The Highbury	Victoria	1	0	0	1
27689	Japara Trugo Place	Victoria	1	0	0	1
1921	Kalyna Care	Victoria	1	0	0	1
2755	Kew Gardens Aged Care	Victoria	26	0	3	29
2894	Kirkbrae Kilsyth Nursing Home	Victoria	1	0	0	1
2249	Kowree Nursing Home Unit	Victoria	2	0	0	2
1885	Latvian Aged Care Facility	Victoria	6	0	3	9
1967	Laurina Lodge Hostel	Victoria	6	0	7	13
2211	Lyndoch Nursing Home	Victoria	2	0	3	5
5568	Mallee Track - Ouyen MPS	Victoria	2	0	1	3
1951	Martin Luther Homes	Victoria	9	0	0	9
2057	May Noonan Centre	Victoria	1	0	2	3

NAPS ID	Service Name	State	Resident Cases	Resident Deaths	Staff Cases	Total Incidents
19549	Mekong Cairnlea Vietnamese Aged Care	Victoria	11	0	5	16
6903	Melbourne Hebrew Memorial Nursing Home	Victoria	14	0	3	17
1770	Mercy Place Colac	Victoria	34	1	6	40
1763	Mercy Place Corben	Victoria	4	0	2	6
1833	Mercy Place Fernhill	Victoria	23	0	6	29
2850	Mercy Place Keon Park	Victoria	16	0	4	20
6493	Mercy Place Parkville	Victoria	3	0	1	4
6497	Mercy Place Warrnambool	Victoria	1	0	0	1
1926	MiCare Avondrust Lodge	Victoria	0	0	2	2
1947	MiCare Overbeek Lodge	Victoria	2	0	0	2
5203	Montclair	Victoria	15	0	3	18
7525	Moran Roxburgh Park	Victoria	14	0	4	18
5418	Mornington Bay Care Community	Victoria	14	0	4	18
2867	Natimuk BNH-Nursing Home Annexe	Victoria	7	0	2	9
5929	Noble Manor Residential Aged Care	Victoria	21	0	0	21
2046	Numurkah Pioneers Memorial Lodge	Victoria	1	0	0	1
2151	Omeo District Health	Victoria	2	0	0	2
2976	P.S. Hobson Nursing Home	Victoria	11	0	1	12
5921	Park Lane Croydon	Victoria	28	1	5	33
3038	Paynesville Gardens Care Community	Victoria	1	0	0	1
7466	Point Cook Manor	Victoria	3	0	0	3
1948	Polish Retirement Home	Victoria	19	1	4	23
1905	Regis Alawarra Lodge	Victoria	1	0	1	2
2274	Regis Ontario	Victoria	7	0	2	9
2203	Regis Shenley Manor	Victoria	6	0	0	6
2079	Rochester and District Hostel	Victoria	7	0	6	13
1890	Rosary Home	Victoria	4	0	0	4
1775	Rose Lodge	Victoria	0	0	15	15

NAPS ID	Service Name	State	Resident Cases	Resident Deaths	Staff Cases	Total Incidents
27724	Rowville Manor	Victoria	40	0	9	49
23482	Royal Freemasons Benalla	Victoria	8	0	0	8
2866	Royal Freemasons Footscray	Victoria	1	0	0	1
23483	Royal Freemasons Moe	Victoria	36	1	19	55
22866	Royal Freemasons Sale	Victoria	23	1	3	26
2749	Royal Freemasons Springtime	Victoria	22	0	0	22
2898	Rupanyup District Nursing Home	Victoria	3	0	4	7
2977	Sale Gardens Care Community	Victoria	10	0	13	23
2793	Salisbury House Nursing Home	Victoria	9	0	1	10
2272	Simpkin House Nursing Home	Victoria	3	0	2	5
3011	Skipton Nursing Home	Victoria	3	0	0	3
5451	Somerville Gardens Care Community	Victoria	43	0	3	46
1822	St Catherine's Hostel Wangaratta Inc	Victoria	3	0	2	5
2998	St John's	Victoria	9	0	6	15
1816	Sunnyside Lutheran Retirement Village	Victoria	44	0	30	74
2002	Sutherland Lodge	Victoria	19	0	4	23
5363	Sutton Park Assisted Aged Care	Victoria	23	0	14	37
2335	Trevi Court	Victoria	7	0	0	7
1847	Uniting AgeWell Box Hill	Victoria	3	0	0	3
2114	Uniting AgeWell Kalkee Murray	Victoria	5	0	6	11
2773	Uniting AgeWell Noble Park	Victoria	4	0	3	7
2748	Uniting AgeWell Preston	Victoria	5	0	3	8
1844	Uniting AgeWell Strath-Haven	Victoria	6	0	1	7
2925	Valley View Nursing Home	Victoria	3	0	2	5
2200	Vasey RSL Care Brighton East	Victoria	13	0	3	16
5934	Victoria by the Park	Victoria	11	1	1	12
2138	Victorian Elderly Chinese Hostel	Victoria	1	0	0	1
2261	Villa Maria Catholic Homes Bundoora Aged Care Residence	Victoria	5	0	2	7

NAPS ID	Service Name	State	Resident Cases	Resident Deaths	Staff Cases	Total Incidents
6003	Villa Maria Catholic Homes Corpus Christi Aged Care Residence	Victoria	4	0	0	4
6495	Villa Maria Catholic Homes Shanagolden Aged Care Residence	Victoria	2	1	1	3
1831	Villa Maria Catholic Homes St Catherine's Aged Care Residence	Victoria	1	0	0	1
2803	Villa Maria Catholic Homes Wantirna Aged Care Residence	Victoria	10	0	3	13
2802	Village Glen Aged Care Residences - Capel Sound	Victoria	27	3	3	30
2085	Warrnambool Riverside Care Community	Victoria	1	0	0	1
7465	Water Gardens	Victoria	3	0	0	3
2219	Wattle Rise	Victoria	1	0	0	1
22685	Weary Dunlop Retirement Village	Victoria	20	0	6	26
1914	Westmont Homestead	Victoria	2	0	1	3
1968	Yackandandah Health Residential Aged Care	Victoria	2	0	1	3
4679	Acacia Living Group Menora Gardens Aged Care Facility	Western Australia	6	0	14	20
4792	Aegis Alfred Carson	Western Australia	0	0	4	4
19372	Aegis Amherst	Western Australia	18	0	13	31
5694	Aegis Anchorage	Western Australia	0	0	5	5
4879	Aegis Balmoral	Western Australia	14	0	16	30
4881	Aegis Carrington	Western Australia	0	0	3	3
4762	Aegis Greenfields	Western Australia	0	0	2	2
6842	Aegis Hermitage	Western Australia	4	0	10	14
4594	Aegis Lincoln Park	Western Australia	6	0	4	10
4809	Aegis Sandstrom	Western Australia	2	0	3	5
5402	Aegis Shawford	Western Australia	1	0	3	4
5564	Aegis Shoalwater	Western Australia	28	0	17	45
4811	Aegis St Michael's	Western Australia	11	1	14	25
5727	Aegis Stirling	Western Australia	6	0	1	7

NAPS ID	Service Name	State	Resident Cases	Resident Deaths	Staff Cases	Total Incidents
4771	Aegis The Pines	Western Australia	0	0	2	2
26565	Alfred Cove Care Community	Western Australia	0	0	6	6
4621	Amaroo Village Buckley Caring Centre	Western Australia	10	0	13	23
6919	Baptistcare Balladong Gardens	Western Australia	1	0	1	2
4734	Baptistcare Bethel	Western Australia	18	0	16	34
5697	Baptistcare David Buttfield Centre	Western Australia	2	1	9	11
4704	Baptistcare Graceford	Western Australia	0	0	2	2
4919	Baptistcare Gracehaven	Western Australia	1	0	4	5
4694	Baptistcare Gracewood	Western Australia	0	0	2	2
4714	Baptistcare Morrison Gardens	Western Australia	10	0	9	19
5431	Baptistcare William Carey Court	Western Australia	1	0	8	9
4585	Bedingfeld Lodge	Western Australia	21	0	20	41
4866	Belmont Community Nursing Home	Western Australia	39	2	18	57
4719	Bert England Lodge	Western Australia	8	0	5	13
5693	Bethanie Beachside	Western Australia	15	1	5	20
7526	Bethanie Subiaco	Western Australia	6	0	7	13
5719	Bethanie Waters	Western Australia	55	3	32	87
4812	Braemar House	Western Australia	3	0	3	6
4759	Brightwater Birralee	Western Australia	0	0	2	2
4723	Brightwater Huntingdale	Western Australia	2	0	4	6
4782	Brightwater Onslow Gardens	Western Australia	0	0	3	3
4765	Brightwater Oxford Gardens	Western Australia	0	0	6	6
4729	Brightwater Redcliffe	Western Australia	0	0	5	5
5888	Brightwater The Cove	Western Australia	0	0	6	6
4793	Brightwater The Village	Western Australia	1	0	3	4
4892	Bunbury Gardens Care Community	Western Australia	41	0	21	62
7149	Carine Parkside Care Community	Western Australia	1	0	40	41
4757	Carinya Of Bicton	Western Australia	6	0	5	11

NAPS ID	Service Name	State	Resident Cases	Resident Deaths	Staff Cases	Total Incidents
6205	Dr Mary Surveyor Centre	Western Australia	24	0	44	68
4883	Emerald Life	Western Australia	69	1	32	101
4775	Esperance Aged Care Facility	Western Australia	0	0	4	4
4658	Fairhaven	Western Australia	5	0	2	7
4732	Guildford Village	Western Australia	0	0	3	3
4706	Halls Creek Peoples Church Frail Aged Hostel	Western Australia	19	1	8	27
4777	Howard Solomon Aged Care Facility	Western Australia	14	0	19	33
4634	Joseph Banks Aged Care Facility	Western Australia	0	0	17	17
4890	Juniper Chrystal Halliday	Western Australia	8	0	6	14
4673	Juniper Cygnet	Western Australia	0	0	2	2
4626	Juniper Elimatta	Western Australia	0	0	2	2
4657	Juniper Hillcrest	Western Australia	0	0	2	2
4674	Juniper Hilltop	Western Australia	1	0	2	3
4717	Juniper John Bryant	Western Australia	18	1	9	27
4800	Juniper Numbala Nunga	Western Australia	12	0	5	17
4781	Juniper Sarah Hardey	Western Australia	14	0	5	19
4915	Juniper The Residency	Western Australia	0	0	3	3
4798	Kalkarni Residency	Western Australia	27	0	14	41
6430	Karingal Green	Western Australia	1	0	9	10
6333	Karlarra House	Western Australia	2	0	1	3
4877	Koh-I-Noor Contemporary Care	Western Australia	0	0	20	20
4910	Lady McCusker Home	Western Australia	14	1	13	27
4816	Little Sisters of the Poor Glendalough Home	Western Australia	1	0	12	13
4743	Manoah House	Western Australia	0	0	4	4
4909	McDougall Park Nursing Home	Western Australia	18	1	4	22
5359	McNamara Lodge	Western Australia	2	1	3	5
4893	MercyCare Wembley Catherine McAuley	Western Australia	1	0	24	25
5670	Merredin MPS	Western Australia	1	0	1	2

NAPS ID	Service Name	State	Resident Cases	Resident Deaths	Staff Cases	Total Incidents
7219	Mertome Aged Care	Western Australia	33	0	21	54
4751	Michael Lee Centre	Western Australia	2	0	24	26
4880	Midland Nursing Home	Western Australia	1	0	7	8
5399	Murdoch Gardens Care Community	Western Australia	23	0	28	51
8073	MYVISTA Mirrabooka	Western Australia	5	0	8	13
4758	Peter Arney Home	Western Australia	17	0	10	27
5401	Regents Garden - Bateman	Western Australia	0	0	3	3
6431	Regents Garden Aubin Grove	Western Australia	0	0	9	9
5889	Regents Garden Four Seasons Booragoon	Western Australia	1	0	19	20
5342	Regents Garden Residential Aged Care Resort - Lake Joondalup	Western Australia	0	0	4	4
8064	Regents Garden Scarborough Condocare	Western Australia	9	0	4	13
4774	Regis Bunbury	Western Australia	0	0	7	7
4815	Regis Embleton	Western Australia	0	0	2	2
4833	Regis Greenmount	Western Australia	1	0	2	3
4677	Regis Nedlands	Western Australia	3	0	8	11
4629	Regis North Fremantle	Western Australia	25	0	18	43
23585	Regis Woodlands	Western Australia	18	0	16	34
4707	Riversea Mosman Park	Western Australia	0	0	10	10
4622	Rosewood Care Leederville	Western Australia	0	0	9	9
5410	Rosewood Care West Perth	Western Australia	1	0	4	5
27039	Southern Plus East Fremantle	Western Australia	0	0	2	2
4858	SwanCare Kingia/Tandara	Western Australia	17	1	7	24
26612	SwanCare Ningana	Western Australia	6	0	3	9
4836	The 2nd Avenue Nursing Home	Western Australia	7	0	3	10
27918	The Queenslea	Western Australia	4	1	2	6
26827	The Richardson West Perth	Western Australia	4	0	2	6
23590	Treeby Parklands Care Community	Western Australia	11	0	25	36
4619	ValleyView Residence	Western Australia	2	0	4	6

NAPS ID	Service Name	State	Resident Cases	Resident Deaths	Staff Cases	Total Incidents
4618	Victoria Park Hostel	Western Australia	2	0	2	4
4761	Villa Dalmacia Aged Care Facility	Western Australia	2	0	2	4
4616	Villa Terenzio	Western Australia	0	0	59	59
4922	Wanneroo Community Nursing Home	Western Australia	8	0	20	28
5476	Wearne Home	Western Australia	4	0	4	8
4856	Windsor Park Aged Care	Western Australia	29	0	20	49