



# COVID-19 outbreaks in Australian residential aged care facilities

## National snapshot

As at 8:00 pm 31 March 2022 there are 3,964 COVID-19 cases in 658 active outbreaks in residential aged care facilities across Australia. Of these, 2,101 cases are in residents and 1,863 cases are in staff.

**Table 1: Aged Care COVID-19 data as at 8.00pm 31 March 2022<sup>1</sup>**

<b>Active outbreaks</b>	<b>658</b>
Resident cases – total cases associated with active outbreaks	3,581
Resident cases – total cases currently active (total cases minus recovered cases and deceased)	2,101
Staff cases – total cases associated with current active outbreaks	3,238
Staff cases – total cases currently active (total cases minus recovered cases and deceased, noting no deaths recorded to date)	1,863
Total number of deaths since the start of the pandemic	1,934 <sup>2</sup>
Total number of residential aged care facilities that have had an outbreak - Cumulative total since the beginning of the pandemic	2,082 <sup>3</sup>
Total number of outbreaks at residential aged care facilities – Cumulative total since the beginning of the pandemic	3,207
Resident cases – Cumulative total since the beginning of the pandemic	24,102
Staff cases - Cumulative total since the beginning of the pandemic	25,713

<sup>1</sup> Includes transition care

<sup>2</sup> This has been revised following a review of all data reported to the Department of Health since December 2021. This review identified a small number of duplicate reported deaths where records have since been corrected and total numbers adjusted. In addition, deaths data now includes a reconciliation of a New South Wales dataset of previously unidentified COVID deaths in aged care. These deaths have been reconciled against the independent Commonwealth dataset and 64 have been added to the totals. NSW data is available at <https://www.health.nsw.gov.au/Infectious/covid-19/Documents/nsw-covid-19-related-deaths-march-2022.pdf>

<sup>3</sup> This only includes outbreaks – defined as one or more positive resident or two or more positive staff cases. This number has been revised down to remove facilities classified as exposures.

## Analysis

### Current situation in Australia

Joint arrangements are in place in all states and territories to support facilities with outbreaks and additional support for State emergency operation centres is being provided as the need arises. In Victoria, the Victorian Aged Care Response Centre is also fully operational, with Commonwealth and Victorian Government officials working closely together in a coordinated effort to respond to aged care outbreaks across the state.

As at 9 pm, 31 March 2022 there has been a total of 4,326,841 cases of COVID-19 reported, including 483,680 active cases and 5,994 deaths in Australia.

As at 31 March 2022 there are:

- 658 active outbreaks in residential aged care facilities nationally – 229 in New South Wales, 88 in Victoria, 81 in SA, 110 in QLD, 17 in TAS, 2 in the NT, 10 in the ACT, and 121 in WA.
- 2,101 residents and 1,863 staff currently COVID-19 positive in active outbreaks. Of the residents, 976 are in NSW, 371 in Victoria, 133 in SA, 271 in QLD, 46 in TAS, 0 in the NT, 46 in the ACT, and 258 in WA. Of the staff, 733 are in NSW, 137 in Victoria, 237 in SA, 272 in QLD, 47 in TAS, 6 in the NT, 43 in the ACT, and 388 in WA.
- 1,017 reported deaths in 2022 (a total of 1,934 since beginning of pandemic: 686 in 2020; 231 in 2021 and 1017 in 2022).<sup>4</sup>

Case numbers and numbers of deaths are dependent upon reporting from facilities and validation of deaths from state and territory governments. In some cases this may be delayed, reflecting case numbers reported during a period rather than necessarily occurring during this period.

Determining cause of death rests with the States and Territories. In many cases where the resident has comorbidities, confirming a COVID death may take time and be impacted by findings from coronial inquiries. Reported COVID deaths are subject to change following these inquiries.

Further investigations are underway with State and Territory Governments to confirm 2021 and 2022 numbers reflect official and agreed deaths data.

Given the high caseload in January 2022 cases were not being identified as resolved and had been previously reported as active cases. Instead all cases associated with active outbreaks (recovered, deceased and active) were being reported.

These numbers are under constant review and confirmation from facilities. Cases are considered to be resolved once a resident or staff member ceases to be symptomatic and has completed their isolation period, in line with national guidance.

An outbreak is considered to be active pending advice from the relevant Public Health Unit. This typically occurs when there are no longer any symptomatic or potentially infectious cases and will occur after the isolation period.

All numbers are subject to further change as additional information is reported to the Department of Health, including directly from providers through the COVID-19 Support Portal on My Aged Care. On 28 February 2022 data collection processes moved from case manager collection to service self-reporting via this online portal.

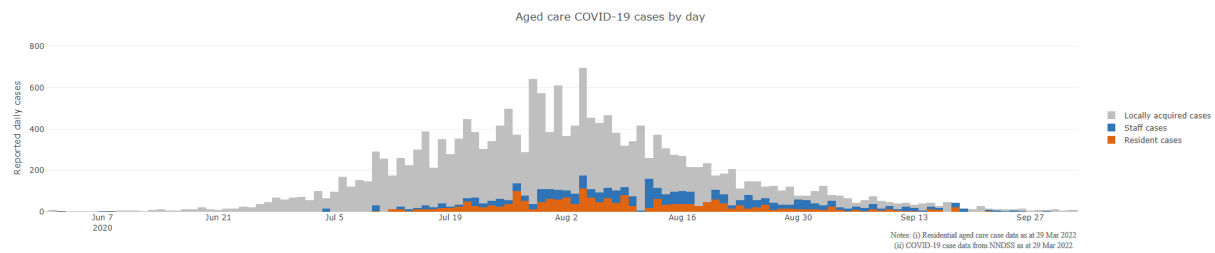
---

<sup>4</sup> Deaths data now includes a reconciliation of a New South Wales partial dataset of previously unidentified COVID deaths in aged care. These deaths have been reconciled against the independent Commonwealth dataset and 64 have been added to the totals. This includes 1 in 2020, 5 in 2021 and 58 in 2022.

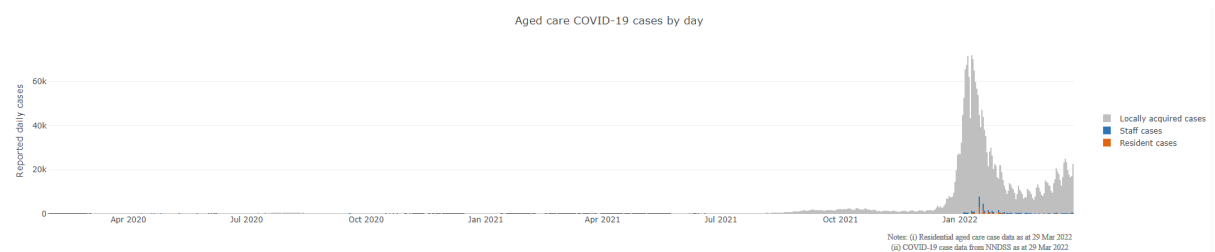
For the purposes of this report, an 'active outbreak' is a facility that has recorded one or more resident or two or more staff cases. This differs from definitions in the *Communicable Disease Network Australia (CDNA) national guidelines for the prevention, control and public health management of COVID-19 outbreaks in residential care facilities in Australia*. Under the CDNA Guidelines, an outbreak is defined as two or more residents or 5 or more staff, resident or visitor cases.

**Figure 1: Number of daily reported COVID-19 cases in Australian residential aged care Facilities overlayed with national locally acquired cases<sup>5</sup>**

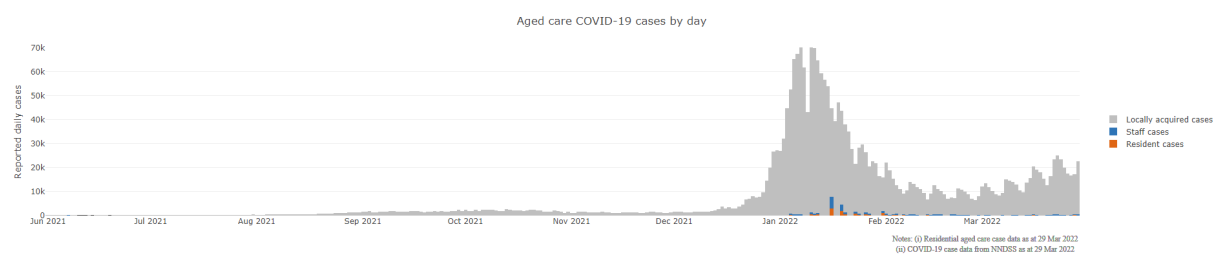
**June 2020 to October 2020**



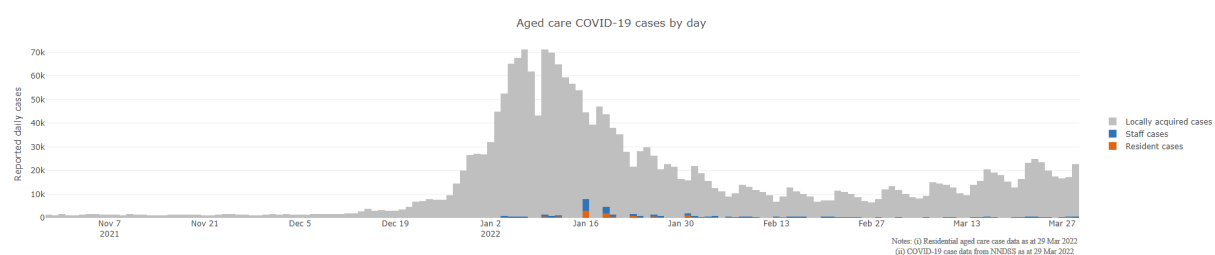
**April 2020 to January 2022**



**June 2021 to March 2022**



**November 2021 to March 2022**



**International comparisons**

During the COVID-19 pandemic, no country has been able to avoid outbreaks or deaths in residential aged care when there has been widespread community transmission.

<sup>5</sup> National daily cases sourced from NNDSS data and filtered to locally acquired cases. Case numbers reflect the date of reporting which may differ to diagnosis date. Residential aged care facility staff and resident data reflects data reported to the Department of Health. Totals reflect the date of case report and may be affected by delayed reporting.

The Australian death rate is 0.88 per cent (8.8 in 1,000) against the total number of residential aged care beds across the country. By comparison, Canada has experienced over 9 times the number of deaths in care homes than Australia as at 31 March 2022.

- As at 31 March 2022, Canada has reported 36,405 deaths. This includes 16,583 deaths at residential in care homes (or 46 per cent).
- 60 per cent of all aged care homes in Canada have had reported cases of COVID-19 in residents or staff (compared to 77 per cent in Australia).

### Workforce in active residential aged care outbreaks

As at 1 April 2022, workforce surge staff have filled 88,349 shifts in aged care services impacted by COVID-19, these shifts include roles for GPs, nurses, care workers, allied health workers, executive and ancillary staff. This includes:

**Table 2: Workforce resources supplied to residential aged care facilities**

Agency	Resources Supplied (as at 1 April 2022)
State and NACER (National Aged Care Emergency Response) Teams	Tasmanian Government: 7 clinical and 2 support staff. Western Australian Government: 19 clinical personnel and 4 support staff. South Australian Government: 18 clinical personnel and 4 support staff. 12 NACER teams (70 personnel) have been deployed. The deployment of State and NACER teams is now complete.
Recruitment, Consulting, and Staffing Association (RCSA)	Staff supplied to fill 49,335 shifts.
Healthcare Australia	Staff supplied filled 7,661 shifts for workforce surge and 2,295 shifts for NACER teams (now complete).
Mable	Supplied 130 staff to fill 2,711 shifts.
Aspen Medical	15,694 shifts filled, including clinical first responder deployments.
Health X	Supplied 99 staff to fill 7,526 shifts.
Torrens Health	Supplied 3,127 shifts in surge workforce roles.
Residential Aged Care Visitation Assistant (RACVA)	RACVAs completed 2,733 shifts.

As at 31 March 2022, the Australian Defence force (ADF) has 47 personnel deployed across 5 Residential Aged Care Facilities. A cumulative total of 190 facilities have been supported so far.

ADF teams consist of clinical and non-clinical personnel. 10 ADF Independent Medical Teams (consisting of 10 members per team, 100 members total) and 14 Medical Augmentation Teams (consisting of three members per team, 42 members total). These clinical teams are currently operating in Western Australia. Additionally, there is a 14 member Planning and Coordination Team working with the Department of Health in Canberra, ACT.

The main ADF support surge occurred on 12 February with 200 personnel available in each state and territory for tasking. All ADF personnel completed necessary induction training before undertaking work in the aged care sector.

### **Provision of personal protective equipment (PPE)**

A range of resources and online training on the use of PPE is available on the Department's website for aged care workers.

Since March 2020, the Commonwealth Government has been working with state and territory governments to ensure aged care facilities have sufficient PPE. PPE is dispatched both directly from the National Medical Stockpile (NMS) and by jurisdictions on the NMS' behalf, depending on the specific circumstances.

In total, as at 1 April 2022, the NMS has provided residential aged care facilities with approximately:

- 57.8 million masks
- 24.7 million gowns
- 66.2 million gloves
- 16.5 million goggles and face shields
- 220,000 bottles of hand sanitiser

### **Testing of aged care residents and staff**

#### **Rapid Antigen Testing for Aged Care**

The Australian Government, through the Department of Health, made COVID-19 rapid antigen testing (RAT) kits available to residential aged care facilities and short-term restorative care (aged care services) in high transmission-risk areas and experiencing outbreaks.

Since August 2021, 31.1 million RATs have been distributed to aged care facilities. More than 95 million RAT tests have been purchased by the Australian Government and these are being prioritised for aged care.

#### **Sonic Weekly Testing**

As at 29 March 2022, under contract with the Commonwealth, Sonic Healthcare has conducted 1,667,864 COVID 19 PCR tests at 2,968 residential aged care facilities (RACFs) nationally. Of the 1,667,864 PCR tests conducted, 26,929 have been positive.

#### **Vaccination in Residential Aged Care Facilities**

As at 1 April 2022, a total of 514,895 doses of COVID-19 vaccines have been administered to residents in residential aged care facilities.

The Australian Government's COVID-19 booster vaccination program is delivering in-reach vaccine services for aged care residents and workers across Australia, through Commonwealth vaccine providers, primary care and self-vaccination services by aged care providers.

All residential aged care facilities have now received an in-reach booster clinic under the program and additional return visits are currently being offered to ensure every resident has the opportunity to access a booster vaccine.

## Oral antiviral treatments

Distribution of the oral anti-viral Lagevrio (Molnupiravir) commenced on 6 February 2022 to all RACFs with outbreak sites prioritised for delivery. As at 30 March 2022, the National Medical Stockpile has deployed 48,134 treatment courses of Lagevrio (Molnupiravir) to aged care facilities.

## Infection control and audits

The Aged Care Quality and Safety Commission (Commission) conducts a range of site and non-site activities to monitor and assess residential aged care services, including site audits and assessment contacts (site and non-site) (see Table 3 below). In August 2020, the Commission commenced an infection control monitoring (ICM) spot check program in all Australian jurisdictions.

The ICM spot check program involves on-site visits to residential aged care services, without an outbreak, to check compliance with personal protective equipment (PPE) and infection control arrangements. The purpose of the ICM spot check is to observe infection control practices, to ensure that staff, management and visitors were adhering to safe personal protective equipment protocols and to safe infection control arrangements as required under the quality standards.

As at 31 March 2022, the Commission had conducted 3,461 ICM spot checks to observe infection control practices and PPE protocols in residential aged care facilities.

All residential aged care facilities are required to engage an onsite clinical lead to provide leadership and increase capacity in relation to infection prevention and control.

Under the Commonwealth-State Plan to boost aged care preparedness, states and territories are complementing the activity being undertaken by the Commission through additional site visits by state health services at the local level, which includes work relating to infection prevention and control. These visits are strengthening state health service relationships with local aged care services as part of the standing up of joint health aged care emergency response centres in each jurisdiction.

**Table 3: Total Quality Assessment and Monitoring Activities with residential services (including IPC), by type and month 1 March 2020 to 31 March 2022**

Regulatory Activities	2019-20 (1 Mar - 30 Jun 2020)	2020-21	2021-22 (to 10 Mar 2022)	Total
Site visits	318	3,452	1,225	4,995
Non-site activities	3,711	8,390	6,154	18,255
<b>Total activities</b>	<b>4,029</b>	<b>11,842</b>	<b>7,379</b>	<b>23,250</b>

## Appendix 1: National residential aged care services with Active outbreaks COVID-19<sup>6</sup>

NAPS ID	Service Name	State	Resident Cases	Resident Deaths	Staff Cases	Total Incidents
1197	BaptistCare Carey Gardens Centre	Australian Capital Territory	0	0	9	9
1206	BaptistCare Griffith	Australian Capital Territory	0	0	5	5
5649	Calvary Haydon Retirement Community	Australian Capital Territory	0	0	2	2
1209	Fred Ward Gardens	Australian Capital Territory	3	0	6	9
1210	Jindalee Aged Care Residence	Australian Capital Territory	3	0	7	10
6571	Pines Living	Australian Capital Territory	0	0	5	5
1190	Sir Leslie Morshead Manor	Australian Capital Territory	3	0	0	3
6271	Uniting Amala Gordon ACT	Australian Capital Territory	13	1	6	19
1189	Uniting Mirinjani Weston ACT	Australian Capital Territory	0	0	2	2
1196	Villaggio Sant Antonio Hostel	Australian Capital Territory	0	0	2	2
978	Abbey House Aged Care	New South Wales	0	0	6	6
372	Abel Tasman Village	New South Wales	4	0	2	6
83	Alexander Campbell House	New South Wales	7	0	2	9
827	Amaroo Aged Care Facility	New South Wales	15	0	6	21
5864	Anglican Care Bishop Tyrrell Place	New South Wales	1	0	1	2
6568	Anglican Care Kilpatrick Court	New South Wales	0	0	2	2
22821	Arcare Glenhaven	New South Wales	1	0	3	4
795	Auburn Glen Care Community	New South Wales	18	0	4	22
5419	Aurrum Erina	New South Wales	0	0	2	2

<sup>6</sup> Data presented is based on numbers of cases and deaths as reported to the Department.

<b>NAPS ID</b>	<b>Service Name</b>	<b>State</b>	<b>Resident Cases</b>	<b>Resident Deaths</b>	<b>Staff Cases</b>	<b>Total Incidents</b>
<b>22548</b>	Australian Vietnamese Aged Care Services	New South Wales	0	0	2	2
<b>156</b>	BaptistCare George Forbes House	New South Wales	11	0	4	15
<b>5</b>	BaptistCare Maranoa Centre - Alstonville	New South Wales	0	0	2	2
<b>500</b>	BaptistCare Morven Gardens Centre	New South Wales	0	0	2	2
<b>5565</b>	BaptistCare Shalom Centre	New South Wales	0	0	4	4
<b>269</b>	BaptistCare Warena Centre	New South Wales	0	0	2	2
<b>1024</b>	Bathurst Riverview Care Community	New South Wales	0	0	4	4
<b>541</b>	Bayside Residential Aged Care Facility	New South Wales	0	0	3	3
<b>6381</b>	Bayswater Gardens	New South Wales	0	0	2	2
<b>1168</b>	Bayview Treetops Care Community	New South Wales	1	0	1	2
<b>833</b>	Beecroft House Aged Care	New South Wales	18	2	3	21
<b>393</b>	Berrigan Aged Care Hostel	New South Wales	0	0	4	4
<b>5432</b>	Blue Hills Manor	New South Wales	1	0	1	2
<b>793</b>	Bolton Clarke Cabrini	New South Wales	2	0	2	4
<b>426</b>	Bolton Clarke Macquarie View - Bolton Point	New South Wales	1	0	4	5
<b>237</b>	Borella House	New South Wales	3	0	2	5
<b>22792</b>	Boronia House	New South Wales	5	0	2	7
<b>1004</b>	Bowral House Nursing Home	New South Wales	0	0	3	3
<b>970</b>	Brentwood Residential Aged Care Facility	New South Wales	8	0	2	10
<b>57</b>	Brian King Gardens	New South Wales	5	0	0	5
<b>5256</b>	Bupa Mosman	New South Wales	0	0	2	2
<b>526</b>	Bupa Tamworth	New South Wales	24	0	17	41
<b>6583</b>	Bupa Willoughby	New South Wales	1	0	0	1
<b>46</b>	Byron Aged Care	New South Wales	0	0	5	5
<b>939</b>	Canterbury Place Care Community	New South Wales	5	1	2	7
<b>5717</b>	Carinya House	New South Wales	10	1	3	13
<b>10914</b>	CASS Residential Aged Care Facility	New South Wales	0	0	7	7
<b>472</b>	Castle Hill Aged Care Home	New South Wales	0	0	6	6



NAPS ID	Service Name	State	Resident Cases	Resident Deaths	Staff Cases	Total Incidents
554	Catholic Healthcare Bodington	New South Wales	0	0	3	3
281	Catholic Healthcare Emmaus Village	New South Wales	0	0	8	8
82	Catholic Healthcare Jemalong Residential Village	New South Wales	0	0	4	4
1031	Catholic Healthcare Lewisham Nursing Home	New South Wales	0	0	2	2
555	Catholic Healthcare Macquarie Care Centre	New South Wales	0	0	2	2
5470	Catholic Healthcare St Catherine's Aged Care	New South Wales	0	0	3	3
217	Catholic Healthcare St Mary's Retirement Village	New South Wales	14	0	4	18
6880	Catholic Healthcare St Peter's Lane Cove North	New South Wales	12	1	3	15
955	Catholic Healthcare The Haven Residential Aged Care	New South Wales	0	0	4	4
374	Cedar Place Aged Care Facility	New South Wales	2	0	0	2
5169	Coffs Haven Residential Care Service	New South Wales	0	0	6	6
6229	Columbia Aged Care Services - Willowood Centre	New South Wales	0	0	2	2
7193	Coonamble Multi-Purpose Service	New South Wales	2	0	2	4
296	Dougherty Apartments	New South Wales	10	0	5	15
22789	Dural House Aged Care	New South Wales	1	0	0	1
430	Elizabeth Jenkins Place Aged Care Plus Centre	New South Wales	0	0	3	3
195	Elizabeth Lodge Hostel	New South Wales	10	0	8	18
1085	Eloura	New South Wales	1	0	1	2
5874	Estia Health Albury	New South Wales	2	0	1	3
941	Estia Health Bexley Park	New South Wales	0	0	3	3
26994	Estia Health Blakehurst	New South Wales	8	0	3	11
804	Estia Health Epping - The Poplars	New South Wales	0	0	2	2
5699	Estia Health Taree	New South Wales	5	0	1	6
1087	Estia Health Tuncurry	New South Wales	3	1	3	6
781	Fairmont Aged Care Centre	New South Wales	16	0	5	21
454	Feros Village Byron Bay	New South Wales	1	0	5	6
556	Garrawarra Centre	New South Wales	0	0	5	5
1151	Gillawarna Village	New South Wales	0	0	2	2

<b>NAPS ID</b>	<b>Service Name</b>	<b>State</b>	<b>Resident Cases</b>	<b>Resident Deaths</b>	<b>Staff Cases</b>	<b>Total Incidents</b>
<b>886</b>	Greenwood Aged Care	New South Wales	0	0	2	2
<b>6808</b>	Hakea Grove Aged Care	New South Wales	31	0	10	41
<b>5592</b>	HammondCare - Woy Woy	New South Wales	3	0	1	4
<b>385</b>	HammondCare Waratah	New South Wales	1	0	3	4
<b>853</b>	Hawkesbury Living Pty Limited	New South Wales	19	0	8	27
<b>517</b>	Heritage Illawong	New South Wales	34	0	5	39
<b>862</b>	Heritage Kingswood	New South Wales	0	0	3	3
<b>915</b>	Heritage Queanbeyan	New South Wales	14	0	7	21
<b>6803</b>	Hixson Gardens Aged Care Facility	New South Wales	0	0	2	2
<b>738</b>	Hunters Hill Montefiore Home	New South Wales	0	0	8	8
<b>960</b>	Huntingdon Gardens Aged Care Facility	New South Wales	3	0	3	6
<b>341</b>	Illawarra Multi-Cultural Village Hostel	New South Wales	0	0	2	2
<b>1096</b>	Imlay House	New South Wales	1	0	0	1
<b>1116</b>	IRT Culburra Beach	New South Wales	5	0	4	9
<b>5705</b>	IRT Links Seaside	New South Wales	3	0	2	5
<b>358</b>	IRT Moruya	New South Wales	1	0	1	2
<b>447</b>	IRT Shoalhaven Court	New South Wales	1	0	1	2
<b>304</b>	IRT Thomas Holt Sans Souci Gardens	New South Wales	3	0	0	3
<b>27611</b>	Japara Corymbia	New South Wales	0	0	2	2
<b>1176</b>	Japara The Brelsford	New South Wales	1	0	1	2
<b>683</b>	Jesmond Aged Care	New South Wales	0	0	5	5
<b>571</b>	John Goodlet Manor	New South Wales	1	0	4	5
<b>5875</b>	Jonathan Rogers GC House	New South Wales	15	0	7	22
<b>1054</b>	Karingal Gardens	New South Wales	0	0	2	2
<b>479</b>	Lara Aged Care	New South Wales	20	0	22	42
<b>471</b>	Leigh Place	New South Wales	12	0	10	22
<b>808</b>	Loreto Home of Compassion	New South Wales	5	0	5	10
<b>1068</b>	Maitland Grange Care Community	New South Wales	25	0	12	37

<b>NAPS ID</b>	<b>Service Name</b>	<b>State</b>	<b>Resident Cases</b>	<b>Resident Deaths</b>	<b>Staff Cases</b>	<b>Total Incidents</b>
5309	Marco Polo Aged Care Facility	New South Wales	4	0	9	13
6226	Marco Polo Woonona Care Services	New South Wales	0	0	6	6
6955	Mark Donaldson VC House	New South Wales	1	0	5	6
7795	Markmoran at Vacluse	New South Wales	1	0	1	2
748	Martyn Claver Aged Care	New South Wales	4	0	2	6
416	Mary Andrews Retirement Village Hostel	New South Wales	1	0	0	1
503	Mater Christi Aged Care Facility	New South Wales	0	0	2	2
533	Mercy Place Mount St Joseph's	New South Wales	4	0	3	7
889	Mona Vale View Care Community	New South Wales	0	0	2	2
5258	Montana Aged Care Facility	New South Wales	2	0	3	5
6801	Moran Sylvania	New South Wales	0	0	5	5
328	Murray House	New South Wales	0	0	2	2
1154	Narraweena Grove Care Community	New South Wales	0	0	2	2
1100	Navorina Nursing Home	New South Wales	0	0	4	4
800	New Horizons Aged Care Facility	New South Wales	13	0	8	21
162	Our Lady Of Consolation Home	New South Wales	4	0	3	7
966	Pendle Hill Residential Aged Care Facility	New South Wales	2	0	1	3
756	Peter Cosgrove House	New South Wales	0	0	3	3
440	Presbyterian Aged Care - Wescott	New South Wales	0	0	3	3
6214	Randwick Montefiore Home	New South Wales	0	0	16	16
455	Rathgar Lodge	New South Wales	0	0	4	4
6158	Redleaf Manor Aged Care	New South Wales	17	0	7	24
7973	Regis Elermore Vale	New South Wales	3	0	2	5
1098	Regis Hornsby	New South Wales	0	0	3	3
179	RFBI Tamworth Masonic Village	New South Wales	9	0	8	17
5958	Riverside Gardens Nursing Care Centre	New South Wales	1	0	2	3
6959	Rocky Point Residence	New South Wales	0	0	2	2
784	Roseneath Aged Care Centre Pty Ltd	New South Wales	2	0	3	5

<b>NAPS ID</b>	<b>Service Name</b>	<b>State</b>	<b>Resident Cases</b>	<b>Resident Deaths</b>	<b>Staff Cases</b>	<b>Total Incidents</b>
<b>6387</b>	Rutherford Park Care Community	New South Wales	0	0	2	2
<b>1125</b>	Seven Hills Nursing Home	New South Wales	0	0	4	4
<b>22879</b>	Sienna Grange Aged Care	New South Wales	6	0	2	8
<b>1048</b>	Sir William Hudson Memorial Centre	New South Wales	0	0	3	3
<b>410</b>	Southern Cross Care Daceyville Residential Aged Care	New South Wales	1	0	1	2
<b>130</b>	Southern Cross Care John Woodward Residential Aged Care	New South Wales	10	1	3	13
<b>5535</b>	Southern Cross Care Marsfield Residential Aged Care	New South Wales	0	0	2	2
<b>189</b>	Southern Cross Care North Turramurra Residential Aged Care	New South Wales	0	0	2	2
<b>22781</b>	Southern Cross Care Thornton Park	New South Wales	1	0	0	1
<b>1066</b>	St Andrew's Village Ballina	New South Wales	4	0	4	8
<b>114</b>	St Basil's Lakemba	New South Wales	3	0	6	9
<b>1137</b>	St Hedwig Village	New South Wales	1	0	0	1
<b>531</b>	St Joseph's Aged Care Facility Kensington	New South Wales	1	0	0	1
<b>586</b>	St Josephs Nursing Home	New South Wales	0	0	2	2
<b>1070</b>	St Lukes Nursing Home	New South Wales	2	0	0	2
<b>8068</b>	St Vincent's Care Services Bronte	New South Wales	5	0	3	8
<b>257</b>	Stella Maris Aged Care Facility	New South Wales	0	0	3	3
<b>883</b>	SummitCare Canley Vale	New South Wales	0	0	3	3
<b>540</b>	SummitCare St Marys	New South Wales	13	0	4	17
<b>5970</b>	SWIAA Gardens	New South Wales	0	0	2	2
<b>6945</b>	Tallwoods Corner Aged Care Service	New South Wales	1	0	1	2
<b>714</b>	The Little Sisters of the Poor Mount St Joseph's Home	New South Wales	0	0	2	2
<b>643</b>	The Maronite Sisters Of The Holy Family Village	New South Wales	18	0	0	18
<b>6375</b>	The Orchards Aged Care	New South Wales	0	0	3	3
<b>285</b>	The Whiddon Group - Kelso	New South Wales	8	0	6	14
<b>825</b>	Thomas Street Lodge	New South Wales	1	0	1	2
<b>514</b>	Three Tree Lodge	New South Wales	7	0	1	8

<b>NAPS ID</b>	<b>Service Name</b>	<b>State</b>	<b>Resident Cases</b>	<b>Resident Deaths</b>	<b>Staff Cases</b>	<b>Total Incidents</b>
1138	Turrumurra House Nursing Home	New South Wales	1	0	0	1
395	Uniting Alblas Lodge Tamworth	New South Wales	1	0	1	2
607	Uniting Aldersgate Lilyfield	New South Wales	15	0	8	23
6388	Uniting Eden	New South Wales	0	0	6	6
1055	Uniting Garden Suburb	New South Wales	0	0	2	2
969	Uniting Griffith	New South Wales	1	0	1	2
478	Uniting Lindsay Gardens Hamilton	New South Wales	24	1	14	38
1037	Uniting Nareen Gardens Bateau Bay	New South Wales	0	0	4	4
1033	Uniting Narla Belmont North	New South Wales	5	0	2	7
6218	Uniting Quong Tart Ashfield	New South Wales	0	0	2	2
491	Uniting Ronald Coleman Lodge Woollahra	New South Wales	0	0	7	7
5181	Uniting Starrett Lodge Hamlyn Terrace	New South Wales	2	0	5	7
125	Uniting Wesley Heights Manly	New South Wales	15	1	2	17
142	Uniting Wontama Orange	New South Wales	0	0	5	5
20	Warren Multi-Purpose Service	New South Wales	5	0	8	13
5709	Warrigal Mount Terry	New South Wales	1	0	0	1
968	Weeroona Aged Care Residence	New South Wales	1	0	3	4
177	Wesley Vickery	New South Wales	1	0	3	4
134	Whiddon Moree	New South Wales	3	0	3	6
842	Whiddon Mudgee Pioneer	New South Wales	0	0	3	3
632	Windermere Aged Care Facility	New South Wales	0	0	2	2
368	Yallabee Lodge	New South Wales	0	0	2	2
6815	Pearl Supported Care	Northern Territory	3	1	8	11
5397	Regis Tiwi	Northern Territory	28	1	26	54
4396	Terrace Gardens	Northern Territory	0	0	7	7
3474	Anglicare SQ Abri Home for the Aged	Queensland	14	1	6	20
3616	Anglicare SQ Meilene Home for the Aged	Queensland	8	1	12	20
8011	Arcare Maroochydore	Queensland	2	0	1	3

<b>NAPS ID</b>	<b>Service Name</b>	<b>State</b>	<b>Resident Cases</b>	<b>Resident Deaths</b>	<b>Staff Cases</b>	<b>Total Incidents</b>
3633	Ashmore Retreat	Queensland	0	0	3	3
7582	Babinda Multi-purpose Health Service	Queensland	2	0	1	3
3429	Benevolent Living	Queensland	8	1	10	18
3422	Beth Eden	Queensland	0	0	2	2
3765	Bethany	Queensland	14	0	14	28
3647	Bindaree Care Centre	Queensland	0	0	3	3
3583	Blue Care Arundel Woodlands Lodge Aged Care Facility	Queensland	1	0	0	1
3803	Blue Care Bundaberg Riverlea Aged Care Facility	Queensland	6	0	4	10
3824	Blue Care Caloundra Aged Care Facility	Queensland	9	0	8	17
5647	Blue Care Capricorn Aged Care Facility	Queensland	4	0	2	6
5646	Blue Care Gladstone Edenvale Aged Care Facility	Queensland	1	0	5	6
12326	Blue Care Star of the Sea Elders Village	Queensland	1	0	0	1
12327	Blue Care Star of the Sea Elders Village	Queensland	1	0	0	1
3437	Bolton Clarke Fairview	Queensland	5	0	2	7
3456	Bolton Clarke Sunset Ridge	Queensland	9	1	18	27
3678	Bolton Clarke Westhaven	Queensland	1	0	2	3
3846	Bundaleer Lodge Nursing Home	Queensland	6	0	19	25
5304	Bupa Merrimac	Queensland	2	0	1	3
6820	Bupa Mt Sheridan	Queensland	5	0	5	10
12349	Caravonica Waters	Queensland	14	0	17	31
3404	Carinity Colthup Manor	Queensland	8	0	2	10
5380	Carinity Shalom	Queensland	3	0	1	4
3492	Carramar Aged Care	Queensland	8	0	2	10
3566	Central & Upper Burnett District Home for the Aged Nursing Home	Queensland	0	0	8	8
3788	Churches of Christ Clive Burdeu Aged Care Service	Queensland	1	0	1	2
7243	Churches of Christ Stanthorpe Aged Care Service	Queensland	9	0	3	12
22894	Estia Health Maroochydore	Queensland	1	0	2	3

<b>NAPS ID</b>	<b>Service Name</b>	<b>State</b>	<b>Resident Cases</b>	<b>Resident Deaths</b>	<b>Staff Cases</b>	<b>Total Incidents</b>
5732	Estia Health Southport	Queensland	3	0	2	5
26550	Estia Health Twin Waters	Queensland	1	0	1	2
5645	Glasshouse Views	Queensland	2	1	4	6
3701	Glenella Care	Queensland	9	0	6	15
3473	Good Shepherd Lodge	Queensland	9	0	2	11
3756	Immanuel Gardens	Queensland	3	0	4	7
23484	Infinite Care Edmonton Gardens	Queensland	11	0	9	20
3845	Japara Gympie Views	Queensland	1	0	0	1
3545	Lions Haven For The Aged	Queensland	0	0	5	5
3702	Mandalay Retreat	Queensland	4	0	0	4
3482	Mercy Community Services - Emmaus	Queensland	10	0	1	11
3421	Mercy Place Cairns (Bethlehem)	Queensland	12	0	5	17
6455	Merrimac Park Private Care	Queensland	2	0	4	6
3698	Morayfield Grove Care Community	Queensland	0	0	2	2
3784	Mt Kooyong Convalescent Home	Queensland	15	0	2	17
8013	NewDirection Care at Bellmere	Queensland	1	0	0	1
3358	Oxley Grove Care Community	Queensland	1	0	0	1
19391	Ozcare - Hervey Bay	Queensland	2	0	2	4
7007	Palm Lake Bethania Aged Care Facility	Queensland	0	0	3	3
7370	Palm Lake Care Bargara	Queensland	2	0	5	7
3604	Palmwoods Care Centre	Queensland	1	0	1	2
5466	Proserpine Nursing Home	Queensland	1	0	6	7
3468	Pyramid Residential Care Centre	Queensland	0	0	4	4
3885	Regis Caboolture	Queensland	19	0	3	22
3465	Regis Kirwan	Queensland	1	0	0	1
5172	Regis Salisbury	Queensland	3	0	0	3
3881	Regis Sandgate - Lucinda	Queensland	1	0	0	1
3785	Regis Yeronga	Queensland	1	0	0	1

<b>NAPS ID</b>	<b>Service Name</b>	<b>State</b>	<b>Resident Cases</b>	<b>Resident Deaths</b>	<b>Staff Cases</b>	<b>Total Incidents</b>
3598	Sarina Aged Care Ltd	Queensland	11	0	4	15
6446	Southern Cross Care Stretton Gardens	Queensland	1	0	0	1
23614	Springwood Terrace Care Community	Queensland	2	0	0	2
3627	St Andrews	Queensland	13	0	8	21
3812	St Mary's Aged Care	Queensland	10	0	5	15
3868	The Good Shepherd Nursing Home	Queensland	12	0	19	31
8009	The Ormsby Aged Care	Queensland	0	0	3	3
3387	The Plains	Queensland	3	0	2	5
3854	TriCare Jindalee Aged Care Residence	Queensland	35	1	15	50
3861	TriCare Toowoomba Aged Care Residence	Queensland	0	0	2	2
3487	Trinder Park	Queensland	5	0	1	6
5978	Varsity Views Care Community	Queensland	3	0	0	3
27051	Village Coorparoo Aged Care	Queensland	0	0	3	3
3433	Warrina Innisfail	Queensland	27	0	12	39
3528	Wheller Gardens - St Marks House	Queensland	1	0	0	1
3553	Woombye Care	Queensland	2	0	2	4
4031	Aldersgate Aged Care Services	South Australia	0	0	3	3
4342	All Care Aged Care The Vales	South Australia	0	0	2	2
4340	Alwyndor Aged Care	South Australia	0	0	2	2
4149	Ashman Grove Aged Care Hostel	South Australia	0	0	3	3
4080	Balaklava Millcourt Homes	South Australia	0	0	2	2
4146	Bellevue Court Residential Care	South Australia	2	0	5	7
4344	Bucklands Residential Care	South Australia	0	0	4	4
4325	Bupa Morphettville	South Australia	5	0	3	8
4262	Calvary Flora McDonald Retirement Community	South Australia	1	0	1	2
4159	Edenfield Family Care	South Australia	0	0	2	2
4382	Edenfield Family Care - Nerrilda	South Australia	0	0	3	3
4193	Eldercare Cottage Grove	South Australia	3	2	5	8



NAPS ID	Service Name	State	Resident Cases	Resident Deaths	Staff Cases	Total Incidents
4357	Eldercare Oxford	South Australia	2	0	2	4
4137	Eldercare Sash Ferguson	South Australia	1	0	1	2
5797	Eldercare Seaford	South Australia	5	0	12	17
4185	Estia Health Aberfoyle Park	South Australia	0	0	3	3
4278	Estia Health Daw Park	South Australia	6	0	0	6
5557	Estia Health Strathalbyn	South Australia	0	0	8	8
4063	Eyre Peninsula Old Folks Home	South Australia	0	0	3	3
4064	Fullarton Lutheran Homes	South Australia	0	0	7	7
4346	Hahndorf Residential Care Services	South Australia	4	0	0	4
4242	Helping Hand Aged Care - Doreen Bond House	South Australia	13	1	31	44
5407	Helping Hand Aged Care - Mawson Lakes Facility	South Australia	0	0	4	4
4307	Japara Oaklands	South Australia	1	0	1	2
4199	Kalyra McLaren Vale Aged Care	South Australia	0	0	3	3
5357	Little Para Hostel	South Australia	3	0	2	5
4372	Marten Residential Care Centre	South Australia	1	0	2	3
4331	North Eastern Community Nursing Home	South Australia	1	0	5	6
4249	Oakden Green	South Australia	7	0	8	15
4373	Oakwood Aged Care	South Australia	5	0	3	8
4370	Para Hills Residential Care	South Australia	3	0	7	10
4093	Resthaven Bellevue Heights	South Australia	0	0	6	6
5296	Resthaven Craigmore	South Australia	0	0	3	3
4253	Resthaven Leabrook	South Australia	0	0	2	2
4255	Resthaven Malvern	South Australia	0	0	5	5
4333	Resthaven Marion	South Australia	1	0	3	4
4254	Resthaven Mitcham	South Australia	0	0	9	9
6921	Resthaven Mount Gambier	South Australia	1	0	3	4
7451	Resthaven Port Elliot	South Australia	0	0	2	2
4141	Ridgehaven Residential Care Centre	South Australia	8	0	3	11

<b>NAPS ID</b>	<b>Service Name</b>	<b>State</b>	<b>Resident Cases</b>	<b>Resident Deaths</b>	<b>Staff Cases</b>	<b>Total Incidents</b>
4132	Ridleyton Greek Home for the Aged	South Australia	0	0	7	7
4362	Seaton Nursing Home	South Australia	22	1	10	32
4207	Semaphore Residential Care Centre	South Australia	4	0	3	7
4264	Serene Residential Care Services	South Australia	8	0	1	9
4263	St Louis Nursing Home	South Australia	0	0	2	2
4174	St Pauls Lutheran Hostel	South Australia	3	0	5	8
4107	The Philip Kennedy Centre Residential Care	South Australia	11	0	5	16
6262	Tjilpiku Pampaku Ngura Aged Care Service	South Australia	8	0	5	13
4155	Torrens Valley Aged Care	South Australia	1	0	0	1
4319	Walkerville Residential Care Centre	South Australia	22	0	16	38
4979	Emmerton Park Aged Care Facility	Tasmania	3	0	2	5
5065	Fred French Nursing Home	Tasmania	4	0	3	7
4999	Hawthorn Village	Tasmania	0	0	2	2
4996	May Shaw Aminya	Tasmania	6	1	5	11
5512	The Queen Victoria Home	Tasmania	3	0	3	6
4974	Uniting AgeWell Aldersgate	Tasmania	14	0	4	18
5032	Uniting AgeWell Aldersgate Village	Tasmania	0	0	9	9
5021	Uniting AgeWell Ningana	Tasmania	10	0	2	12
2964	Alan David Lodge	Victoria	3	0	0	3
2316	Arcare Hillside	Victoria	5	0	1	6
1970	Arcare Portarlington	Victoria	2	0	1	3
2782	Arcare Surrey Hills	Victoria	3	0	2	5
8029	Aurum Plenty	Victoria	2	0	7	9
5353	Baptcare - Karana Community	Victoria	3	0	0	3
19493	Baptcare Abbey Gardens Community	Victoria	1	0	1	2
5413	Baptcare Amberlea Community	Victoria	2	0	1	3
2315	Belmont Grange	Victoria	34	0	7	41
1884	BlueCross Box Hill	Victoria	1	0	0	1

<b>NAPS ID</b>	<b>Service Name</b>	<b>State</b>	<b>Resident Cases</b>	<b>Resident Deaths</b>	<b>Staff Cases</b>	<b>Total Incidents</b>
5940	BlueCross Westgarth	Victoria	28	0	2	30
2839	Bupa Bellarine Lakes	Victoria	2	0	4	6
5305	Bupa Bendigo	Victoria	1	0	0	1
6837	Bupa Portland	Victoria	2	0	1	3
2146	Bupa Windsor	Victoria	2	0	0	2
1794	Campbell Place	Victoria	1	0	1	2
3037	Carrum Downs Aged Care	Victoria	6	0	3	9
5946	Casey Aged Care	Victoria	4	0	1	5
2716	Centennial Lodge	Victoria	3	0	1	4
1990	Chomley House Hostel	Victoria	14	0	5	19
5927	Churches of Christ Arcadia Aged Care Service	Victoria	27	0	11	38
2706	Clovelly Cottage	Victoria	2	0	4	6
2217	Corangamarah	Victoria	1	0	0	1
2270	Diana Street Lodge	Victoria	20	0	0	20
1771	Eva Tilley Memorial Hostel	Victoria	1	0	1	2
1977	Fairway Bayside Aged Care	Victoria	1	0	0	1
5379	Glengollan Village	Victoria	1	0	0	1
2624	Grace Villa Aged Care	Victoria	9	0	1	10
5312	Japara Elanora	Victoria	1	0	0	1
2666	Japara Lower Plenty Garden Views	Victoria	0	0	2	2
2727	Japara St Judes	Victoria	2	0	0	2
5408	Lexington Gardens	Victoria	13	0	0	13
5364	Liferview The Willows	Victoria	20	0	2	22
2908	Lilydale Aged Care	Victoria	5	0	5	10
2015	Liscombe House	Victoria	1	0	0	1
2169	Little Sisters of the Poor St Joseph's Home	Victoria	0	0	2	2
2107	Maculata Place	Victoria	1	0	0	1
2293	Marina Residential Aged Care Service	Victoria	3	0	0	3

<b>NAPS ID</b>	<b>Service Name</b>	<b>State</b>	<b>Resident Cases</b>	<b>Resident Deaths</b>	<b>Staff Cases</b>	<b>Total Incidents</b>
<b>2164</b>	McKellar Centre	Victoria	5	0	5	10
<b>1833</b>	Mercy Place Fernhill	Victoria	2	0	0	2
<b>2724</b>	Mercy Place Rice Village	Victoria	0	0	2	2
<b>2808</b>	Mercy Place Shepparton	Victoria	1	0	0	1
<b>6497</b>	Mercy Place Warrnambool	Victoria	2	0	0	2
<b>3005</b>	Mooroolbark Aged Persons Mental Health Residential Care Facility	Victoria	13	0	4	17
<b>2117</b>	Mooroopna Place Residential Aged Care Service	Victoria	1	0	1	2
<b>2910</b>	Mount View Aged Care Facility	Victoria	1	0	0	1
<b>2313</b>	Noble Gardens Residential Aged Care	Victoria	14	0	4	18
<b>2100</b>	Ottrey Lodge	Victoria	23	1	6	29
<b>2847</b>	Regis Sunraysia	Victoria	9	0	0	9
<b>1775</b>	Rose Lodge	Victoria	1	0	0	1
<b>22867</b>	Royal Freemasons Bendigo	Victoria	2	0	4	6
<b>2088</b>	St Paul's Hostel for the Elderly	Victoria	10	0	10	20
<b>2110</b>	Uniting AgeWell Kingsville	Victoria	32	0	9	41
<b>2748</b>	Uniting AgeWell Preston	Victoria	22	0	12	34
<b>5384</b>	Uniting AgeWell Strathdon Community	Victoria	15	0	5	20
<b>2257</b>	Villa Maria Catholic Homes Berwick Aged Care Residence	Victoria	3	0	2	5
<b>5911</b>	Village Glen Aged Care Residences - Mornington	Victoria	1	0	0	1
<b>22685</b>	Weary Dunlop Retirement Village	Victoria	3	0	5	8
<b>1931</b>	Wintringham Williamstown Hostel	Victoria	2	0	0	2
<b>4679</b>	Acacia Living Group Menora Gardens Aged Care Facility	Western Australia	22	1	32	54
<b>4862</b>	Adventist Residential Care	Western Australia	49	1	35	84
<b>6841</b>	Aegis Amberley	Western Australia	0	0	2	2
<b>19372</b>	Aegis Amherst	Western Australia	0	0	2	2
<b>5694</b>	Aegis Anchorage	Western Australia	4	0	3	7
<b>4879</b>	Aegis Balmoral	Western Australia	0	0	3	3

<b>NAPS ID</b>	<b>Service Name</b>	<b>State</b>	<b>Resident Cases</b>	<b>Resident Deaths</b>	<b>Staff Cases</b>	<b>Total Incidents</b>
4906	Aegis Banksia Park	Western Australia	0	0	7	7
4871	Aegis Bassendean	Western Australia	5	0	3	8
6842	Aegis Hermitage	Western Australia	49	2	25	74
4805	Aegis Hilton Park	Western Australia	0	0	2	2
22681	Aegis Karalee	Western Australia	0	0	2	2
4882	Aegis Melville	Western Australia	0	0	3	3
19386	Aegis Montgomery	Western Australia	1	0	9	10
4809	Aegis Sandstrom	Western Australia	6	0	10	16
26561	Aegis Shorehaven	Western Australia	1	0	4	5
26562	Aegis Shoreline	Western Australia	6	0	11	17
4811	Aegis St Michael's	Western Australia	0	0	2	2
5727	Aegis Stirling	Western Australia	0	0	3	3
4771	Aegis The Pines	Western Australia	0	0	6	6
5890	Aegis Woodlake	Western Australia	0	0	2	2
26565	Alfred Cove Care Community	Western Australia	1	0	8	9
4621	Amaroo Village Buckley Caring Centre	Western Australia	0	0	7	7
4914	Amaroo Village McMahon Caring Centre	Western Australia	10	0	11	21
6919	Baptistcare Balladong Gardens	Western Australia	0	0	2	2
5697	Baptistcare David Buttfield Centre	Western Australia	0	0	8	8
4704	Baptistcare Graceford	Western Australia	0	0	2	2
4694	Baptistcare Gracewood	Western Australia	3	0	6	9
4718	Barridale Lodge	Western Australia	1	0	8	9
4585	Bedingfeld Lodge	Western Australia	2	0	4	6
5693	Bethanie Beachside	Western Australia	1	0	4	5
19371	Bethanie Como	Western Australia	0	0	3	3
4668	Bethanie Edinboro	Western Australia	2	0	2	4
22923	Bethanie Gwelup	Western Australia	0	0	4	4
7526	Bethanie Subiaco	Western Australia	0	0	9	9

NAPS ID	Service Name	State	Resident Cases	Resident Deaths	Staff Cases	Total Incidents
5719	Bethanie Waters	Western Australia	0	0	6	6
4605	Braemar Village	Western Australia	30	0	18	48
5593	Brightwater Madeley	Western Australia	0	0	3	3
4765	Brightwater Oxford Gardens	Western Australia	8	0	3	11
5888	Brightwater The Cove	Western Australia	26	0	14	40
4767	Brightwater The Oaks	Western Australia	10	0	1	11
4593	Capecare	Western Australia	0	0	2	2
7149	Carine Parkside Care Community	Western Australia	0	0	11	11
4757	Carinya Of Bicton	Western Australia	10	0	10	20
4597	Casson House	Western Australia	2	0	2	4
4887	Concorde Nursing Home	Western Australia	25	0	8	33
4599	Coolibah Care	Western Australia	0	0	82	82
5684	Corrigin MPS	Western Australia	1	0	1	2
4874	Craigcare Maylands	Western Australia	5	0	9	14
4821	David, Gita and Michael Hoffman Nursing Home	Western Australia	12	0	9	21
6205	Dr Mary Surveyor Centre	Western Australia	1	0	15	16
5277	Frank Prendergast House	Western Australia	1	0	0	1
4817	Hamersley Nursing Home	Western Australia	36	0	16	52
4685	Hellenic Community Aged Care	Western Australia	30	2	14	44
4686	Italian Village Fremantle	Western Australia	34	1	17	51
4744	Jeremiah Donovan House	Western Australia	0	0	2	2
4634	Joseph Banks Aged Care Facility	Western Australia	0	0	5	5
4626	Juniper Elimatta	Western Australia	19	0	3	22
4769	Juniper Ella Williams	Western Australia	1	0	6	7
19395	Juniper Hayloft	Western Australia	0	0	3	3
4717	Juniper John Bryant	Western Australia	0	0	8	8
4781	Juniper Sarah Hardey	Western Australia	0	0	2	2
4798	Kalkarni Residency	Western Australia	3	0	2	5

<b>NAPS ID</b>	<b>Service Name</b>	<b>State</b>	<b>Resident Cases</b>	<b>Resident Deaths</b>	<b>Staff Cases</b>	<b>Total Incidents</b>
6430	Karingal Green	Western Australia	0	0	9	9
4816	Little Sisters of the Poor Glendalough Home	Western Australia	1	0	2	3
4743	Manoah House	Western Australia	0	0	2	2
4650	Marine Views Cottlesloe	Western Australia	0	0	3	3
4909	McDougall Park Nursing Home	Western Australia	0	0	2	2
5359	McNamara Lodge	Western Australia	0	0	4	4
4901	Mercy Place Mandurah	Western Australia	0	0	2	2
4768	MercyCare Joondalup	Western Australia	1	0	7	8
4751	Michael Lee Centre	Western Australia	2	0	6	8
5399	Murdoch Gardens Care Community	Western Australia	1	0	4	5
4847	Nazareth House Geraldton	Western Australia	0	0	2	2
5605	Osboine Contemporary Aged Care	Western Australia	7	0	5	12
4653	Pam Corker House	Western Australia	0	0	2	2
6431	Regents Garden Aubin Grove	Western Australia	0	0	7	7
5889	Regents Garden Four Seasons Booragoon	Western Australia	0	0	3	3
5342	Regents Garden Residential Aged Care Resort - Lake Joondalup	Western Australia	0	0	5	5
8064	Regents Garden Scarborough Condocare	Western Australia	0	0	7	7
4833	Regis Greenmount	Western Australia	0	0	4	4
4629	Regis North Fremantle	Western Australia	2	0	8	10
26123	Regis Port Coogee	Western Australia	20	1	22	42
4622	Rosewood Care Leederville	Western Australia	0	0	4	4
5410	Rosewood Care West Perth	Western Australia	0	0	7	7
4636	Servite Villa	Western Australia	0	0	2	2
27039	Southern Plus East Fremantle	Western Australia	0	0	4	4
5298	St George's Care Centre	Western Australia	26	0	18	44
4827	St Luke's Nursing Home	Western Australia	18	0	10	28
4830	St Vincent's Aged Care	Western Australia	5	0	10	15

<b>NAPS ID</b>	<b>Service Name</b>	<b>State</b>	<b>Resident Cases</b>	<b>Resident Deaths</b>	<b>Staff Cases</b>	<b>Total Incidents</b>
<b>4858</b>	SwanCare Kingia/Tandara	Western Australia	15	1	28	43
<b>26612</b>	SwanCare Ningana	Western Australia	0	0	4	4
<b>4582</b>	SwanCare Waminda	Western Australia	0	0	2	2
<b>4587</b>	Villa Maria	Western Australia	18	0	6	24
<b>4616</b>	Villa Terenzio	Western Australia	0	0	21	21
<b>5983</b>	Vivian Bullwinkel Lodge	Western Australia	0	0	3	3
<b>4922</b>	Wanneroo Community Nursing Home	Western Australia	0	0	7	7