



CURRENT STATUS OF CONFIRMED CASES

4,720,638

Total cases

6,495

Total deaths

480,860

Active cases

102

CURRENT CASES
INTENSIVE CARE UNITS (ICU)

ACT	NSW	NT	QLD	SA	TAS	VIC	WA
3	48	1	17	12	1	12	8

2,746

CURRENT CASES
ADMITTED TO HOSPITALS

ACT	NSW	NT	QLD	SA	TAS	VIC	WA
49	1,437	24	444	210	43	283	256


67,351,674

TOTAL TESTS
REPORTED

ACT	NSW	NT	QLD
1,004,638	30,241,039	748,633	7,155,363

SA	TAS	VIC	WA
4,334,889	613,952	20,123,255	3,129,905

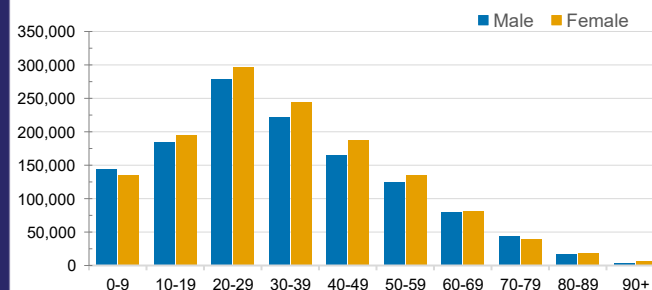
DAILY NUMBER OF REPORTED CASES



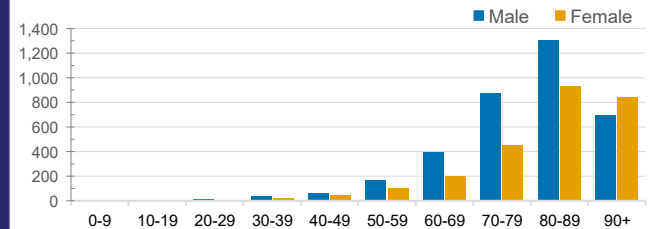
CASES IN AGED CARE SERVICES

Confirmed Cases	Australia	ACT	NSW	NT	QLD	SA	TAS	VIC	WA
Residential Care Recipients	25837 (1971)	251 (16)	9919 (631)	97 (4)	4561 (247)	1710 (97)	348 (7)	7962 (937)	989 (32)
In Home Care Recipients	205 (13)	0	45 (3)	0	15	1	5 (2)	138 (7)	1 (1)
Cases in care recipients (deaths)									

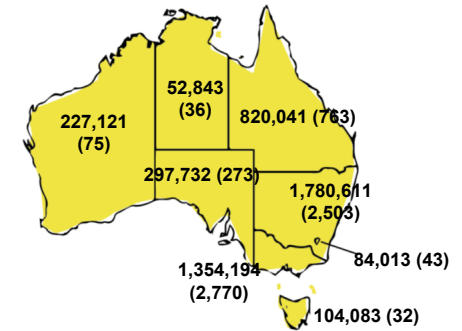
CASES BY AGE GROUP AND SEX



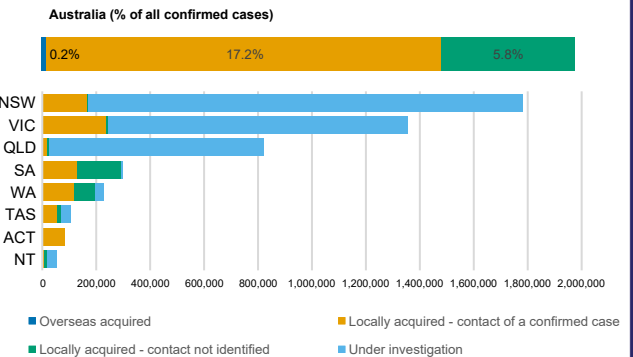
DEATHS BY AGE GROUP AND SEX



CASES (DEATHS) BY STATE AND TERRITORIES



CASES BY SOURCE OF INFECTION



PUBLIC HEALTH RESPONSE MEASURE

