



CURRENT STATUS OF CONFIRMED CASES



107



| ACT | NSW | NT | QLD | SA | TAS | VIC | WA |
|-----|-----|----|-----|----|-----|-----|----|
| 4 | 51 | 0 | 14 | 12 | 1 | 16 | 9 |

2,811



| ACT | NSW | NT | QLD | SA | TAS | VIC | WA |
|-----|-------|----|-----|-----|-----|-----|-----|
| 42 | 1,444 | 20 | 468 | 208 | 39 | 331 | 259 |

67,219,381

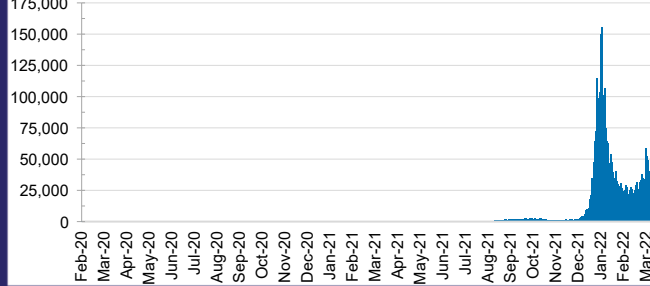


**TOTAL TESTS
REPORTED**

| ACT | NSW | NT | QLD |
|-----------|------------|---------|-----------|
| 1,000,531 | 30,184,499 | 747,764 | 7,143,549 |

| SA | TAS | VIC | WA |
|-----------|---------|------------|-----------|
| 4,317,217 | 611,520 | 20,100,977 | 3,113,324 |

DAILY NUMBER OF REPORTED CASES

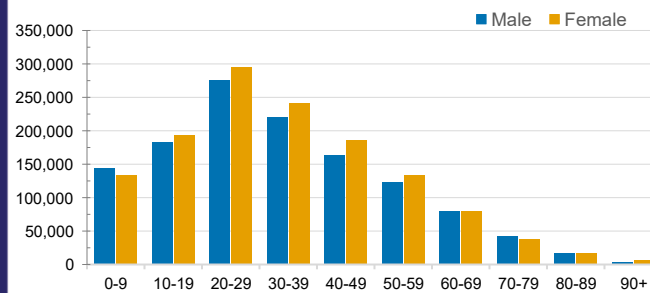


CASES IN AGED CARE SERVICES

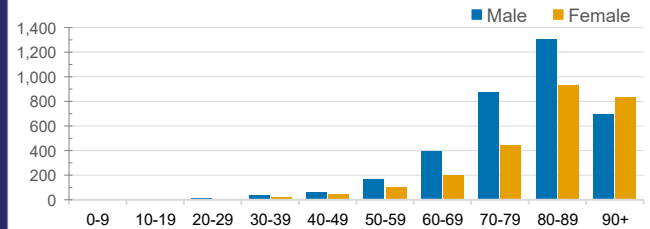
| Confirmed Cases | Australia | ACT | NSW | NT | QLD | SA | TAS | VIC | WA |
|-----------------------------|--------------|----------|------------|--------|------------|-----------|---------|------------|----------|
| Residential Care Recipients | 25391 (1963) | 249 (16) | 9814 (629) | 97 (4) | 4498 (247) | 1670 (95) | 319 (7) | 7827 (936) | 917 (29) |
| In Home Care Recipients | 205 (13) | 0 | 45 (3) | 0 | 15 | 1 | 5 (2) | 138 (7) | 1 (1) |

Cases in care recipients (deaths)

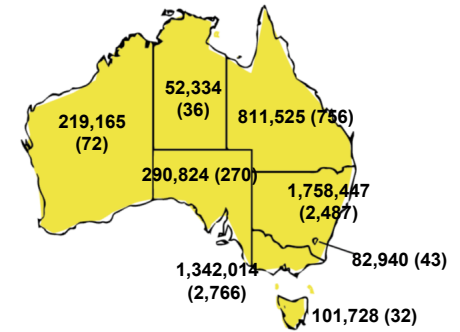
CASES BY AGE GROUP AND SEX



DEATHS BY AGE GROUP AND SEX

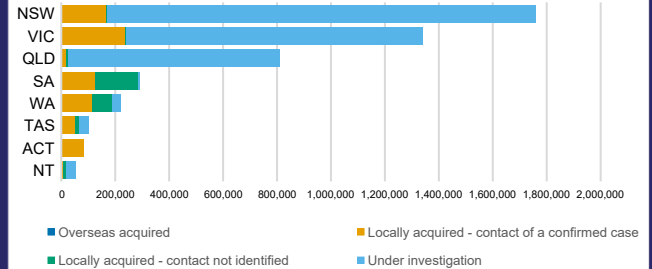


CASES (DEATHS) BY STATE AND TERRITORIES



CASES BY SOURCE OF INFECTION

Australia (% of all confirmed cases)



PUBLIC HEALTH RESPONSE MEASURE

Proportion of total cases under investigation

