



**CURRENT STATUS OF CONFIRMED CASES**



**114**



ACT	NSW	NT	QLD	SA	TAS	VIC	WA
5	56	1	15	11	2	18	6

**2,836**



ACT	NSW	NT	QLD	SA	TAS	VIC	WA
41	1,467	18	479	206	44	339	242

**67,085,597**

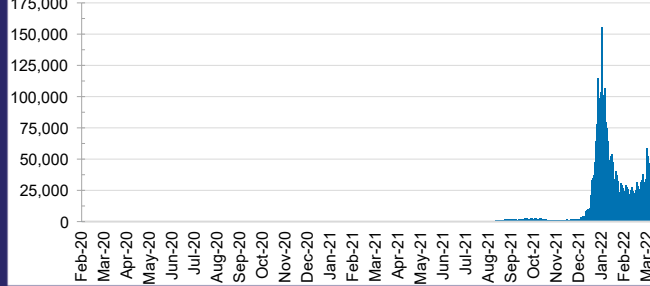


**TOTAL TESTS  
REPORTED**

ACT	NSW	NT	QLD
997,010	30,125,851	746,586	7,135,847

SA	TAS	VIC	WA
4,300,302	609,605	20,074,813	3,095,583

**DAILY NUMBER OF REPORTED CASES**

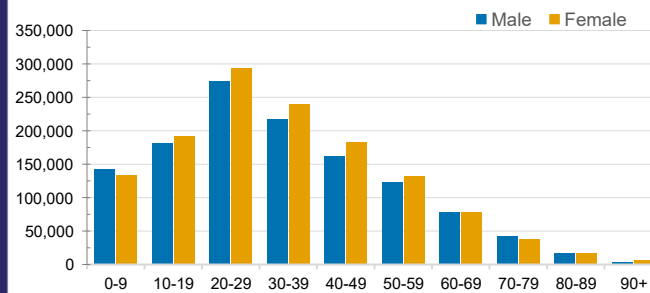


**CASES IN AGED CARE SERVICES**

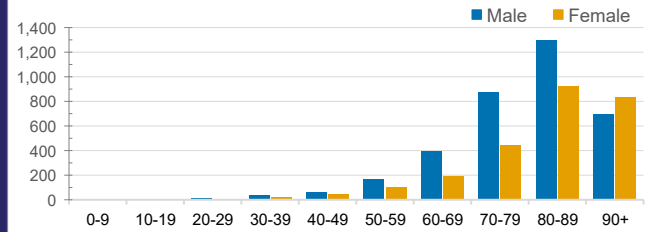
Confirmed Cases	Australia	ACT	NSW	NT	QLD	SA	TAS	VIC	WA
Residential Care Recipients	25012 (1950)	238 (15)	9665 (623)	97 (4)	4446 (245)	1618 (93)	291 (7)	7769 (935)	888 (28)
In Home Care Recipients	205 (13)	0	45 (3)	0	15	1	5 (2)	138 (7)	1 (1)

Cases in care recipients (deaths)

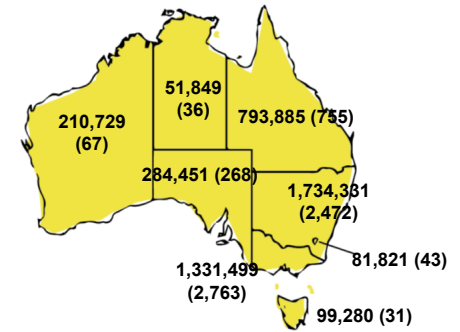
**CASES BY AGE GROUP AND SEX**



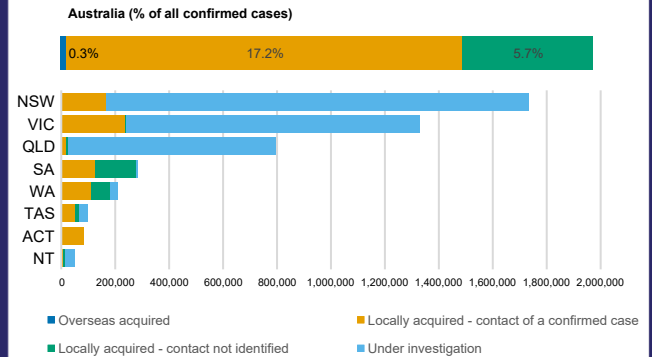
**DEATHS BY AGE GROUP AND SEX**



**CASES (DEATHS) BY STATE AND TERRITORIES**



**CASES BY SOURCE OF INFECTION**



**PUBLIC HEALTH RESPONSE MEASURE**

