



CURRENT STATUS OF CONFIRMED CASES

4,539,599

Total cases

6,398

Total deaths

497,489

Active cases

107

CURRENT CASES
INTENSIVE CARE UNITS (ICU)

ACT	NSW	NT	QLD	SA	TAS	VIC	WA
4	56	1	14	8	1	17	6

2,699

CURRENT CASES
ADMITTED TO HOSPITALS

ACT	NSW	NT	QLD	SA	TAS	VIC	WA
45	1,418	14	437	209	40	305	231

66,984,863

TOTAL TESTS
REPORTED

ACT	NSW	NT	QLD
994,781	30,087,665	744,106	7,129,269

SA	TAS	VIC	WA
4,287,456	607,863	20,057,243	3,076,480

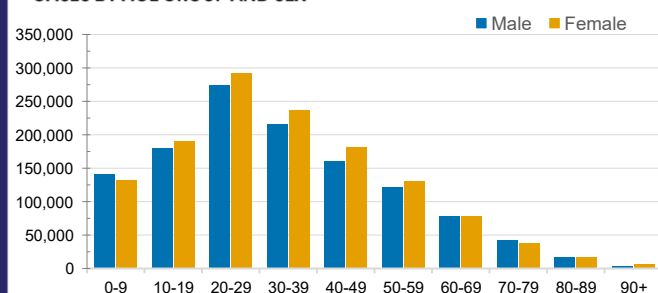
DAILY NUMBER OF REPORTED CASES



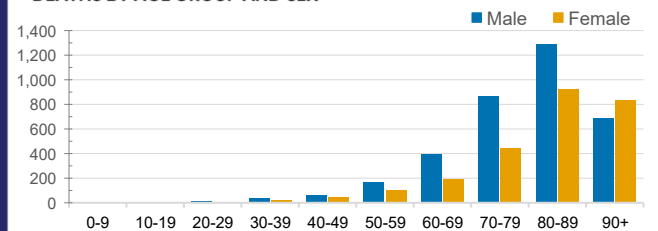
CASES IN AGED CARE SERVICES

Confirmed Cases	Australia	ACT	NSW	NT	QLD	SA	TAS	VIC	WA
Residential Care Recipients	24628 (1942)	236 (15)	9475 (619)	96 (4)	4407 (241)	1583 (93)	262 (7)	7682 (935)	887 (28)
In Home Care Recipients	205 (13)	0	45 (3)	0	15	1	5 (2)	138 (7)	1 (1)
Cases in care recipients (deaths)									

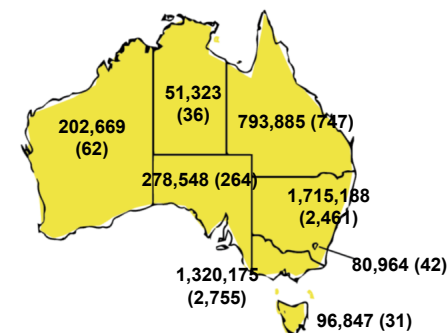
CASES BY AGE GROUP AND SEX



DEATHS BY AGE GROUP AND SEX

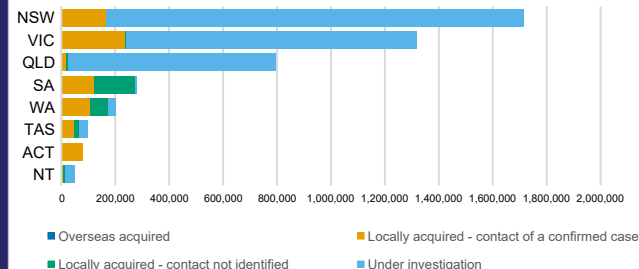


CASES (DEATHS) BY STATE AND TERRITORIES



CASES BY SOURCE OF INFECTION

Australia (% of all confirmed cases)



PUBLIC HEALTH RESPONSE MEASURE

Proportion of total cases under investigation

