



CURRENT STATUS OF CONFIRMED CASES

5,489,341

Total cases

6,989

Total deaths

368,633

Active cases

132

CURRENT CASES
INTENSIVE CARE UNITS (ICU)

ACT	NSW	NT	QLD	SA	TAS	VIC	WA
3	64	1	14	11	1	30	8

3,142

CURRENT CASES
ADMITTED TO HOSPITALS

ACT	NSW	NT	QLD	SA	TAS	VIC	WA
58	1,588	50	474	256	49	428	239

68,832,804

TOTAL TESTS
REPORTED

ACT	NSW	NT	QLD
1,044,436	30,857,481	761,995	7,285,988

SA	TAS	VIC	WA
4,544,096	638,823	20,392,796	3,307,189

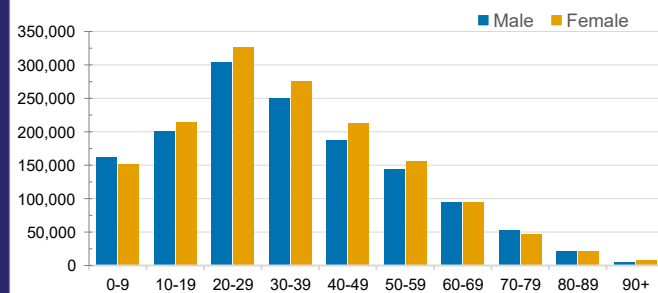
DAILY NUMBER OF REPORTED CASES



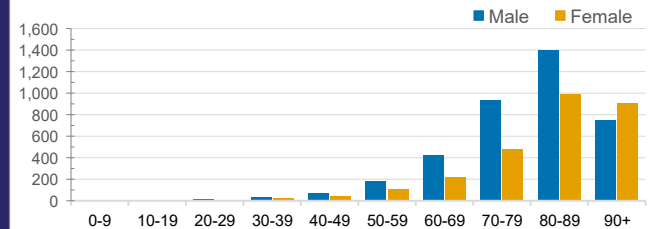
CASES IN AGED CARE SERVICES

Confirmed Cases	Australia	ACT	NSW	NT	QLD	SA	TAS	VIC	WA
Residential Care Recipients	31540 (2096)	272 (18)	11727 (685)	104 (5)	5516 (269)	2292 (105)	568 (16)	9642 (953)	1419 (45)
In Home Care Recipients	205 (13)	0	45 (3)	0	15	1	5 (2)	138 (7)	1 (1)
Cases in care recipients (deaths)									

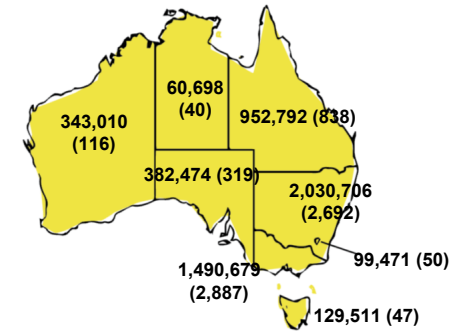
CASES BY AGE GROUP AND SEX



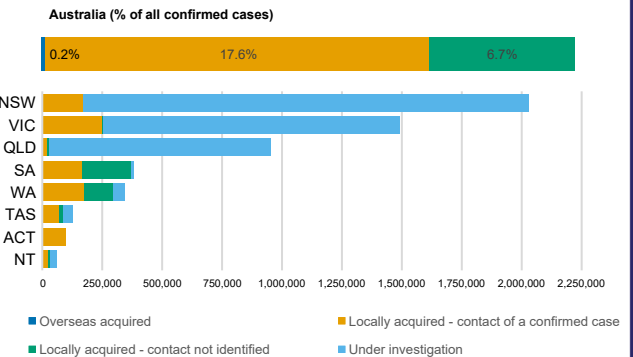
DEATHS BY AGE GROUP AND SEX



CASES (DEATHS) BY STATE AND TERRITORIES



CASES BY SOURCE OF INFECTION



PUBLIC HEALTH RESPONSE MEASURE

