



CURRENT STATUS OF CONFIRMED CASES



134



ACT	NSW	NT	QLD	SA	TAS	VIC	WA
2	72	0	22	8	1	21	8

3,002



ACT	NSW	NT	QLD	SA	TAS	VIC	WA
60	1,491	28	538	223	54	403	205

68,241,792

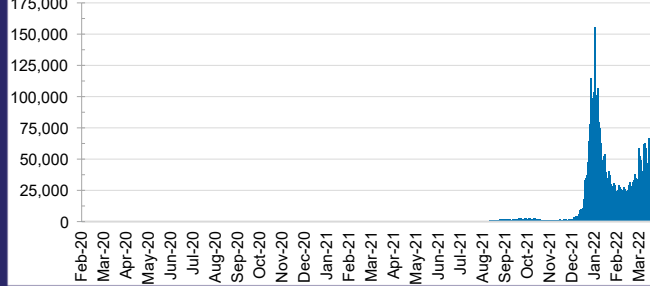


TOTAL TESTS REPORTED

ACT	NSW	NT	QLD
1,027,901	30,616,949	756,054	7,233,166

SA	TAS	VIC	WA
4,459,980	628,711	20,300,305	3,218,726

DAILY NUMBER OF REPORTED CASES

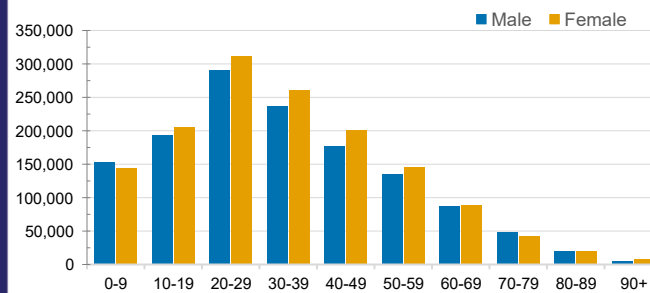


CASES IN AGED CARE SERVICES

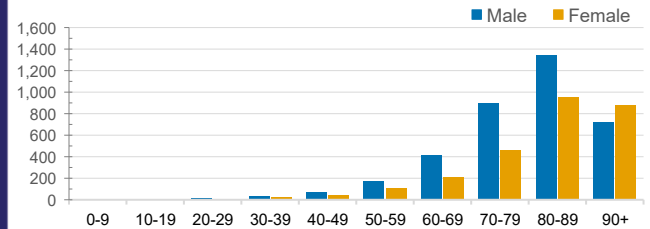
Confirmed Cases	Australia	ACT	NSW	NT	QLD	SA	TAS	VIC	WA
Residential Care Recipients	28485 (2024)	259 (19)	10820 (655)	100 (4)	4988 (258)	1938 (99)	471 (10)	8740 (943)	1169 (36)
In Home Care Recipients	205 (13)	0	45 (3)	0	15	1	5 (2)	138 (7)	1 (1)

Cases in care recipients (deaths)

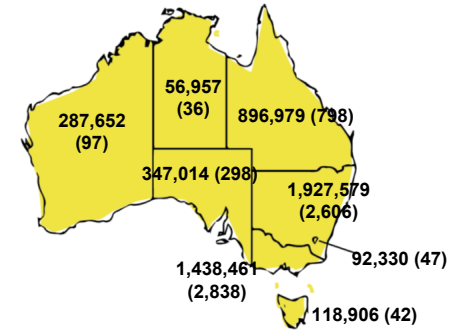
CASES BY AGE GROUP AND SEX



DEATHS BY AGE GROUP AND SEX

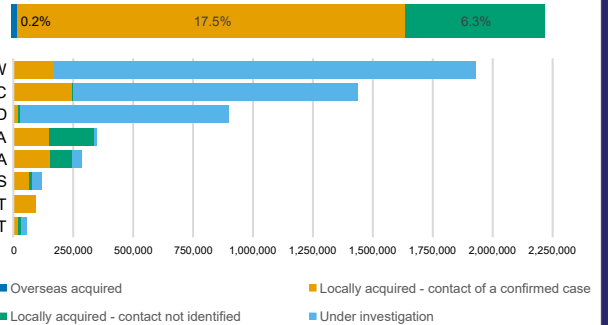


CASES (DEATHS) BY STATE AND TERRITORIES



CASES BY SOURCE OF INFECTION

Australia (% of all confirmed cases)



PUBLIC HEALTH RESPONSE MEASURE

Proportion of total cases under investigation

