



CURRENT STATUS OF CONFIRMED CASES



129



ACT	NSW	NT	QLD	SA	TAS	VIC	WA
0	72	1	21	11	1	19	4

2,944



ACT	NSW	NT	QLD	SA	TAS	VIC	WA
0	1,488	29	574	209	55	392	197

68,141,042

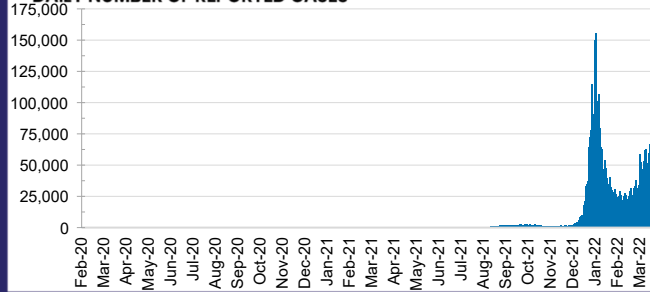


TOTAL TESTS REPORTED

ACT	NSW	NT	QLD
1,026,091	30,577,083	755,366	7,225,591

SA	TAS	VIC	WA
4,448,462	627,618	20,262,105	3,218,726

DAILY NUMBER OF REPORTED CASES

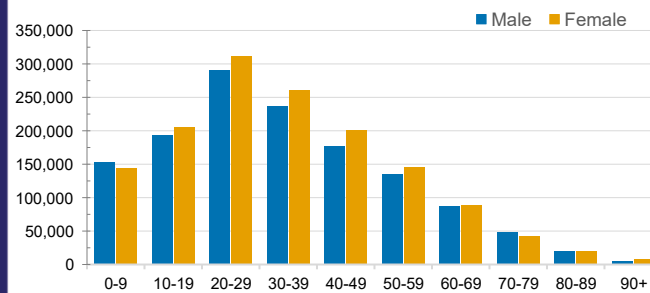


CASES IN AGED CARE SERVICES

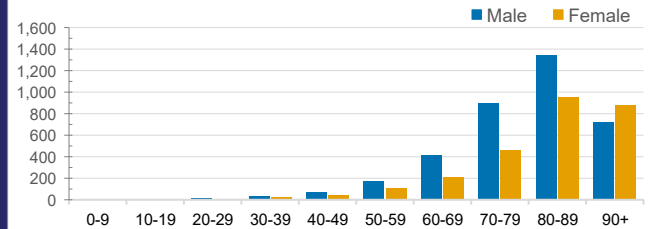
Confirmed Cases	Australia	ACT	NSW	NT	QLD	SA	TAS	VIC	WA
Residential Care Recipients	28485 (2024)	259 (19)	10820 (655)	100 (4)	4988 (258)	1938 (99)	471 (10)	8740 (943)	1169 (36)
In Home Care Recipients	205 (13)	0	45 (3)	0	15	1	5 (2)	138 (7)	1 (1)

Cases in care recipients (deaths)

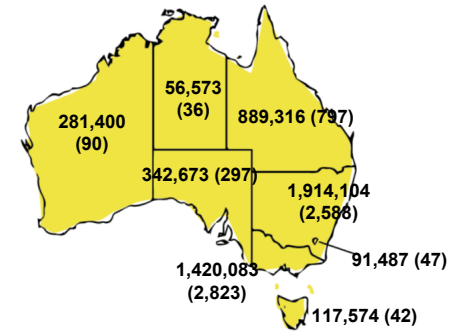
CASES BY AGE GROUP AND SEX



DEATHS BY AGE GROUP AND SEX

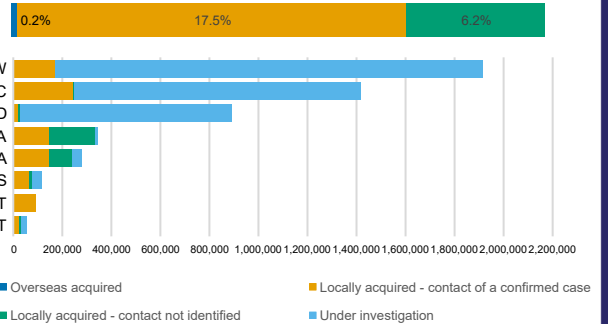


CASES (DEATHS) BY STATE AND TERRITORIES



CASES BY SOURCE OF INFECTION

Australia (% of all confirmed cases)



PUBLIC HEALTH RESPONSE MEASURE

Proportion of total cases under investigation

