



CURRENT STATUS OF CONFIRMED CASES

5,073,311

Total cases

6,693

Total deaths

435,702

Active cases

126

CURRENT CASES
INTENSIVE CARE UNITS (ICU)



ACT	NSW	NT	QLD	SA	TAS	VIC	WA
1	71	2	16	11	1	19	5

3,138

CURRENT CASES
ADMITTED TO HOSPITALS



ACT	NSW	NT	QLD	SA	TAS	VIC	WA
56	1,582	30	590	238	50	392	200

68,072,923

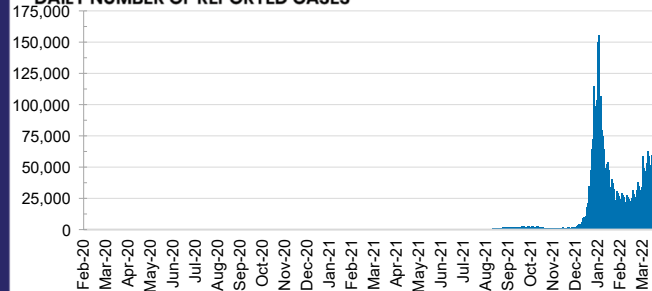


TOTAL TESTS
REPORTED

ACT	NSW	NT	QLD
1,023,189	30,536,969	754,424	7,216,645

SA	TAS	VIC	WA
4,434,754	626,111	20,262,105	3,218,726

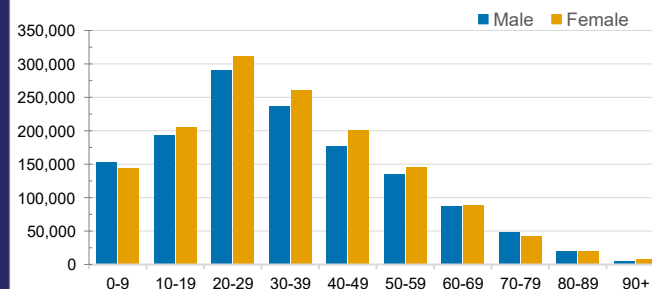
DAILY NUMBER OF REPORTED CASES



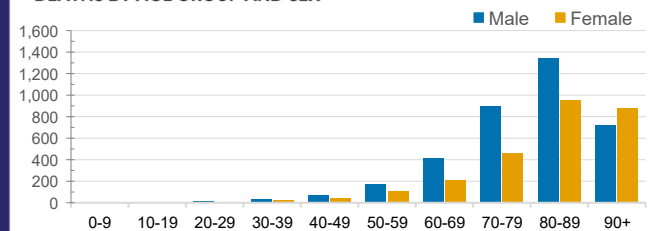
CASES IN AGED CARE SERVICES

Confirmed Cases	Australia	ACT	NSW	NT	QLD	SA	TAS	VIC	WA
Residential Care Recipients	28485 (2024)	259 (19)	10820 (655)	100 (4)	4988 (258)	1938 (99)	471 (10)	8740 (943)	1169 (36)
In Home Care Recipients	205 (13)	0	45 (3)	0	15	1	5 (2)	138 (7)	1 (1)
Cases in care recipients (deaths)									

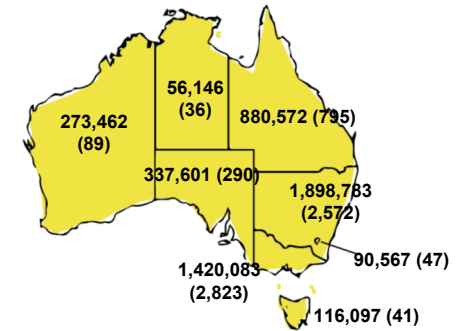
CASES BY AGE GROUP AND SEX



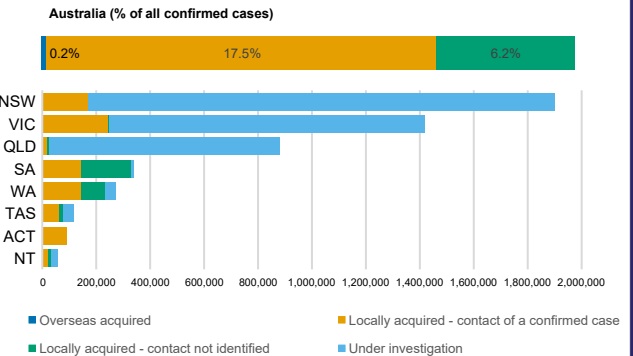
DEATHS BY AGE GROUP AND SEX



CASES (DEATHS) BY STATE AND TERRITORIES



CASES BY SOURCE OF INFECTION



PUBLIC HEALTH RESPONSE MEASURE

